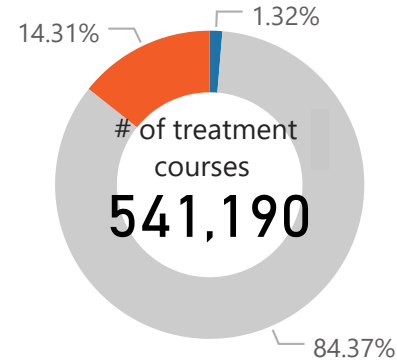
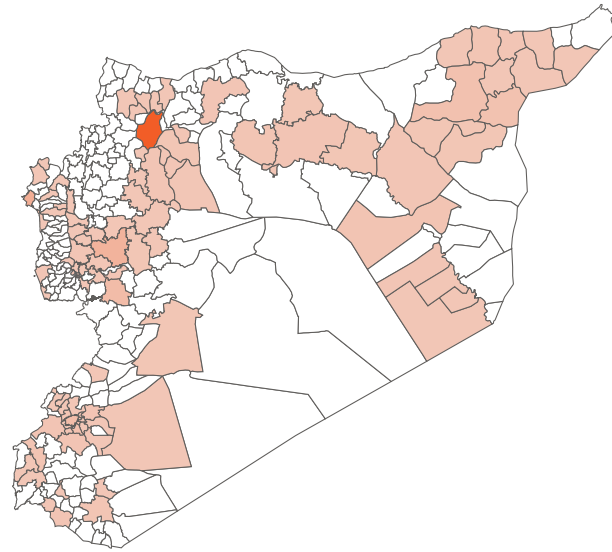
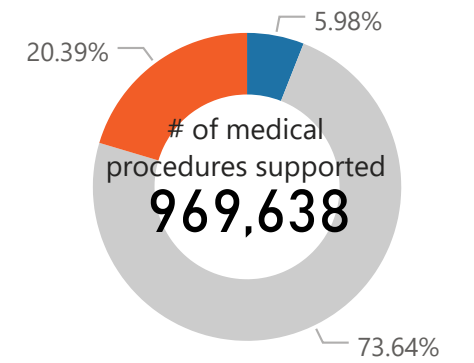
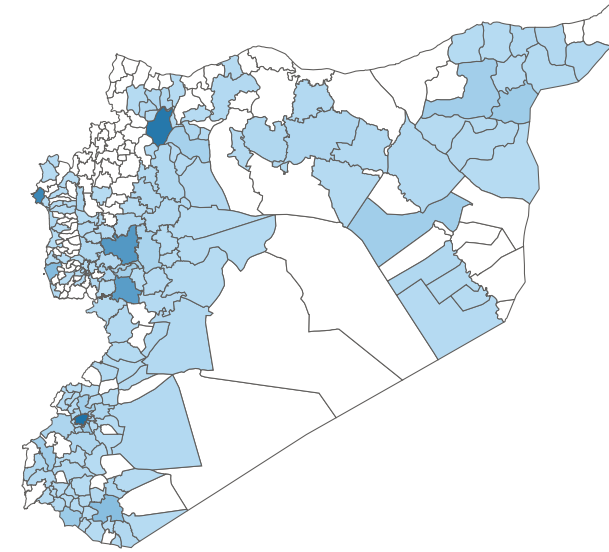


Number of treatment courses provided, at sub district level

Number of medical procedures supported, at sub district level



● Severity < 3 ● Severity = 3 ● Severity > 3



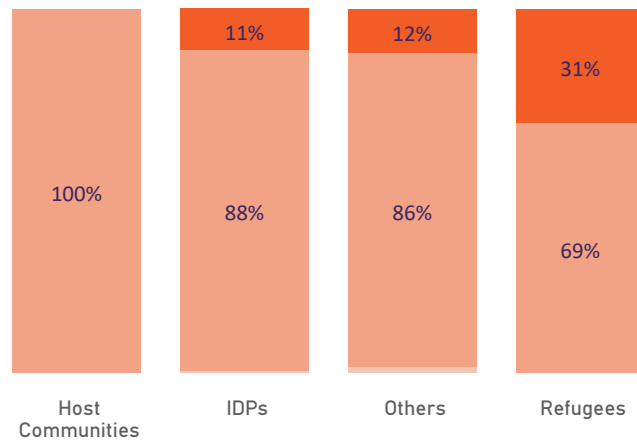
● Severity < 3 ● Severity = 3 ● Severity > 3

Medical procedures

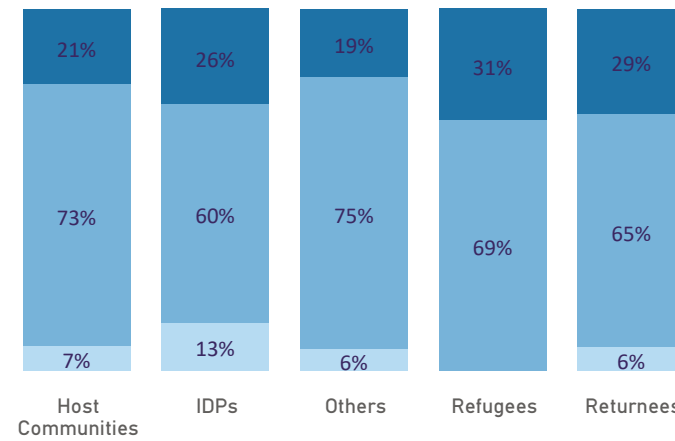


Number of treatment courses provided per beneficiary type and severity scale

Number of medical procedures supported per beneficiary type and severity scale



● Severity < 3 ● Severity = 3 ● Severity > 3



● Severity < 3 ● Severity = 3 ● Severity > 3

Number of reporting organizations

(UN or INGO or NNGO reporting activity into 4Ws)



Number of implementing partners

(All assistance and services implemented by UN or INGO or NNGO or government entity)



The boundaries and names shown and the designations used on this map do not imply the expression of any opinion whatsoever on the part of the World Health Organization concerning the legal status of any country territory, city or area or of its authorities, or concerning the delimitation of its frontiers or boundaries. Dotted and dashed lines on maps represent approximate border lines for which there may not yet be full agreement.

HRP Indicator 2020 logframe (Per Month)	01-January	02-February	03-March	04-April	05-May	06-June
1-Medical procedures						
1.1.1 # of outpatient consultations	1,004,094	1,050,937	1,053,577	699,297	706,931	909,388
1.1.3 # of trauma consultations supported	23,433	30,957	54,973	31,518	17,659	15,102
1.1.4 # of mental health consultations supported	10,322	25,014	24,517	20,674	22,675	34,309
1.1.5 # of physical rehabilitation sessions supported	1,517	3,012	1,429	744	2,870	2,162
1.1.6 # of vaginal deliveries attended by a skilled attendant	4,630	4,572	4,088	4,336	4,504	4,090
1.1.7 # of caesarian sections supported	4,004	4,022	3,667	3,806	3,901	3,506
1.1.8 # of cases referred for specialized treatment	503	733	1,275	735	1,262	1,081
2-Treatment courses						
1.3.1 # of treatment courses delivered to health facilities by UN Actors	753,267	527,948	785,740	408,159	262,015	541,190
3-Immunization						
1.2.1 # of children under the age of 1 received DPT3 or equivalent pentavalent vaccine (national programme)	30,969	32,716	34,736	27,692	23,834	51,226
1.2.2 # of children under the age of 2 received MMR2 vaccine	28,126	34,076	34,000	27,069	27,546	60,697
4-Training						
3.1.1 # of health staff trained/re-trained on different health topics	174	1,471	2,054	2,548	1,555	1,160
3.1.2 # community health workers trained/re-trained on different health topics	117	119				
5-Others						
1.1.2 # of Ante-Natal Care (ANC) visits		122	185		475	443
3.2.1 # of health facilities refurbished or rehabilitated	117	109	109	101	104	116
3.2.2 # of operational mobile medical units, including medical teams	144	137	120	112	120	132
3.2.3 # of functional ambulances	101	97	96	96	102	96

HRP Indicator 2020 logframe (Per Month)	Aleppo	Al-Hasakeh	Ar-Raqqa	As-Sweida	Damascus	Dar'a	Deir-ez-Zor	Hama	Homs	Idleb	Lattakia	Quneitra	Rural Damascus	Tartous	June
1-Medical procedures															
1.1.1 # of outpatient consultations	131,436	44,572	13,650	46,393	93,095	34,212	22,584	106,060	112,957	7,527	83,692	14,992	154,975	43,243	909,388
1.1.3 # of trauma consultations supported	3,687	229	64	304	3,308	388	682	555	1,259		3,580	60	391	595	15,102
1.1.4 # of mental health consultations supported	7,075	5,388	3,137		1,039		1,668	1,511	2,948		1,530	9,379	634		34,309
1.1.5 # of physical rehabilitation sessions supported	251	450		189	92	140	12		420		330		278		2,162
1.1.6 # of vaginal deliveries attended by a skilled attendant	369	288	4	245	925	475	72	337	342		168	225	396	244	4,090
1.1.7 # of caesarian sections supported	246	149		180	693	268	104	448	318		327	122	354	297	3,506
1.1.8 # of cases referred for specialized treatment	131	45			51						105		749		1,081
2-Treatment courses															
1.3.1 # of treatment courses delivered to health facilities by UN Actors	211,693	39,652	13,785	4,014	26,157	8,112	12,360	60,472	34,074	1,602	68,458	8,188	49,292	3,331	541,190
3-Immunization															
1.2.1 # of children under the age of 1 received DPT3 or equivalent pentavalent vaccine (national programme)	7,589	5,753	3,121	827	3,105	3,198	8,376	4,719	3,522	174	2,034	446	6,443	1,919	51,226
1.2.2 # of children under the age of 2 received MMR2 vaccine	10,508	7,087	3,261	980	4,226	5,066	4,581	5,731	5,033	36	2,520	672	8,520	2,476	60,697
4-Training															
3.1.1 # of health staff trained/re-trained on different health topics	136			7	530		5	313	14		30	23	67	35	1,160
5-Others															
1.1.2 # of Ante-Natal Care (ANC) visits	173					11	175		65			5	14		443
3.2.1 # of health facilities refurbished or rehabilitated	19	10	3	3	8	8	5	6	23	1	6	5	17	2	116
3.2.2 # of operational mobile medical units, including medical teams	33	16	3	3	1	7	4	20	13	2	5	3	16	6	132
3.2.3 # of functional ambulances	10	2		5	15	7	4	3	18	5	2	3	17	5	96