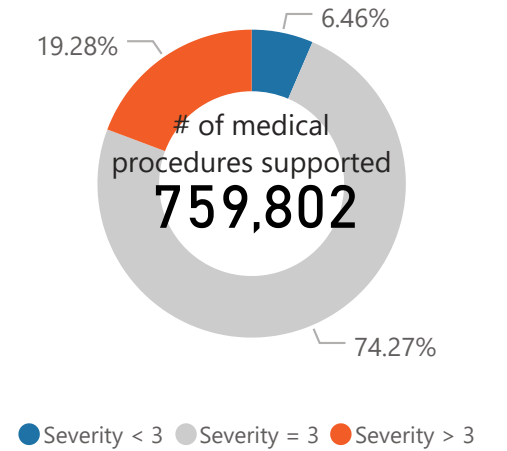
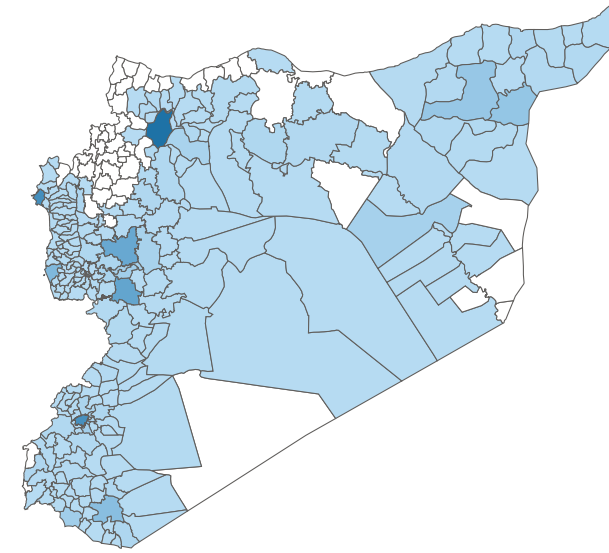
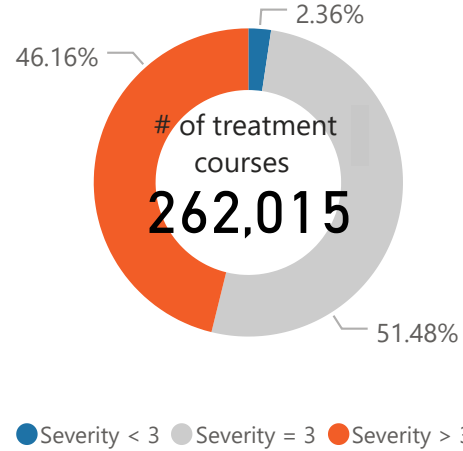
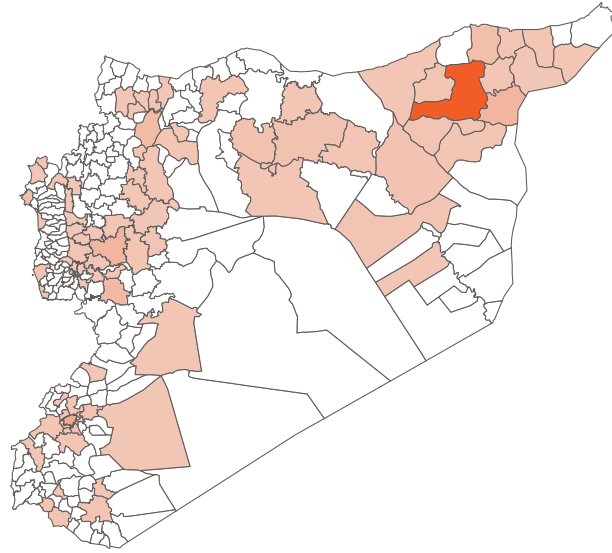


Number of treatment courses provided, at sub district level

Number of medical procedures supported, at sub district level

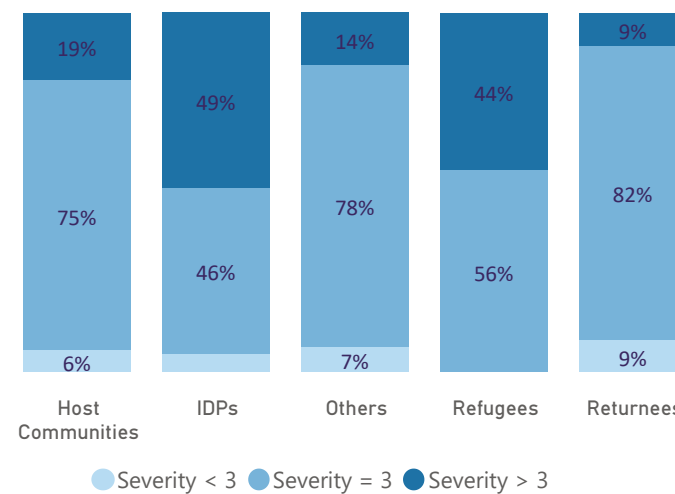
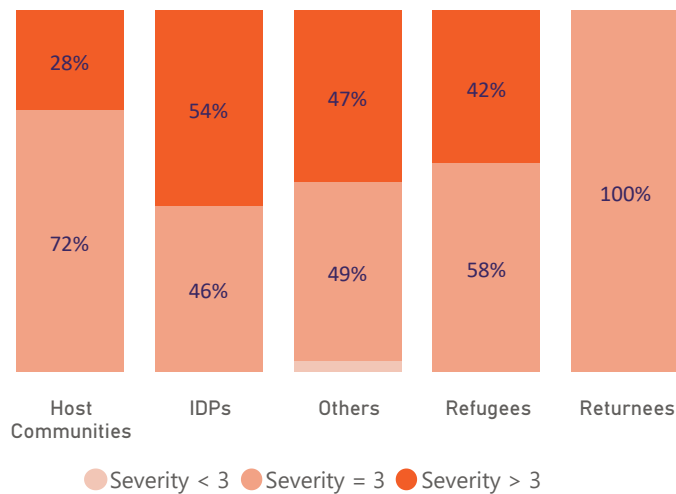


Medical procedures



Number of treatment courses provided per beneficiary type and severity scale

Number of medical procedures supported per beneficiary type and severity scale



Number of reporting organizations

(UN or INGO or NNGO reporting activity into 4Ws)



Number of implementing partners

(All assistance and services implemented by UN or INGO or NNGO or government entity)



HRP Indicator 2020 logframe (Per Month)	01-January	02-February	03-March	04-April	05-May
1-Medical procedures					
1.1.1 # of outpatient consultations	1,004,094	1,050,937	1,053,577	699,297	706,931
1.1.3 # of trauma consultations supported	23,433	30,957	54,973	31,518	17,659
1.1.4 # of mental health consultations supported	10,322	25,014	24,517	20,674	22,675
1.1.5 # of physical rehabilitation sessions supported	1,517	3,012	1,429	744	2,870
1.1.6 # of vaginal deliveries attended by a skilled attendant	4,630	4,572	4,088	4,336	4,504
1.1.7 # of caesarian sections supported	4,004	4,022	3,667	3,806	3,901
1.1.8 # of cases referred for specialized treatment	503	733	1,275	735	1,262
2-Treatment courses					
1.3.1 # of treatment courses delivered to health facilities by UN Actors	753,267	527,948	785,740	408,159	262,015
3-Immunization					
1.2.1 # of children under the age of 1 received DPT3 or equivalent pentavalent vaccine (national programme)	30,969	32,716	34,736	27,692	28,922
1.2.2 # of children under the age of 2 received MMR2 vaccine	28,126	34,076	34,000	27,069	TBC
4-Training					
3.1.1 # of health staff trained/re-trained on different health topics	174	1,471	2,054	2,548	1,555
3.1.2 # community health workers trained/re-trained on different health topics	117	119			
5-Others					
1.1.2 # of Ante-Natal Care (ANC) visits		122	185		475
3.2.1 # of health facilities refurbished or rehabilitated	117	109	109	101	104
3.2.2 # of operational mobile medical units, including medical teams	144	137	120	112	120
3.2.3 # of functional ambulances	101	97	96	96	102

HRP Indicator 2020 logframe (Per Month)	Aleppo	Al-Hasakeh	Ar-Raqqa	As-Sweida	Damascus	Dar'a	Deir-ez-Zor	Hama	Homs	Idleb	Lattakia	Quneitra	Rural Damascus	Tartous	May
1-Medical procedures															
1.1.1 # of outpatient consultations	100,245	58,089	9,801	41,817	60,677	22,011	13,825	82,601	91,181	7,423	66,566	7,614	103,924	41,157	706,931
1.1.3 # of trauma consultations supported	4,068	631	62	329	3,922	500	341	598	1,839		4,051	239	472	607	17,659
1.1.4 # of mental health consultations supported	9,395	4,072	1,591		197		307	689	5,486		773		165		22,675
1.1.5 # of physical rehabilitation sessions supported	287	530	50	138	112	47	2	300	1,210		66		128		2,870
1.1.6 # of vaginal deliveries attended by a skilled attendant	699	317	1	245	954	475	72	337	343		154	225	438	244	4,504
1.1.7 # of caesarian sections supported	515	205		180	721	268	104	448	326		363	122	352	297	3,901
1.1.8 # of cases referred for specialized treatment	255	324			17						133		533		1,262
2-Treatment courses															
1.3.1 # of treatment courses delivered to health facilities by UN Actors	19,450	112,074	13,250	3,019	31,889	3,670	6,227	22,530	15,819	992	7,473	33	23,120	2,469	262,015
3-Immunization															
1.2.1 # of children under the age of 1 received DPT3 or equivalent pentavalent vaccine (national programme)	4,245	3,057	171	797	2,359	2,140	1,222	3,325	2,779	66	1,807	435	4,799	1,720	28,922
4-Training															
3.1.1 # of health staff trained/re-trained on different health topics	659	111		1	387	30	67	93	81		24	23	44	35	1,555
5-Others															
1.1.2 # of Ante-Natal Care (ANC) visits	141						12	160		127		12	23		475
3.2.1 # of health facilities refurbished or rehabilitated	16	10	3	3	7	7	2	6	21		6	4	17	2	104
3.2.2 # of operational mobile medical units, including medical teams	23	18	3	3	1	4	3	20	13	2	5	3	16	6	120
3.2.3 # of functional ambulances	10	2		5	15	13	4	3	18	5	2	3	17	5	102