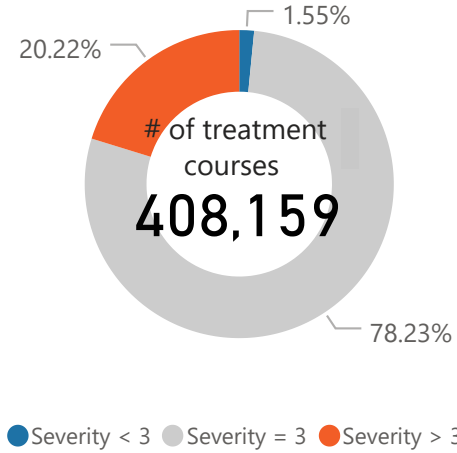
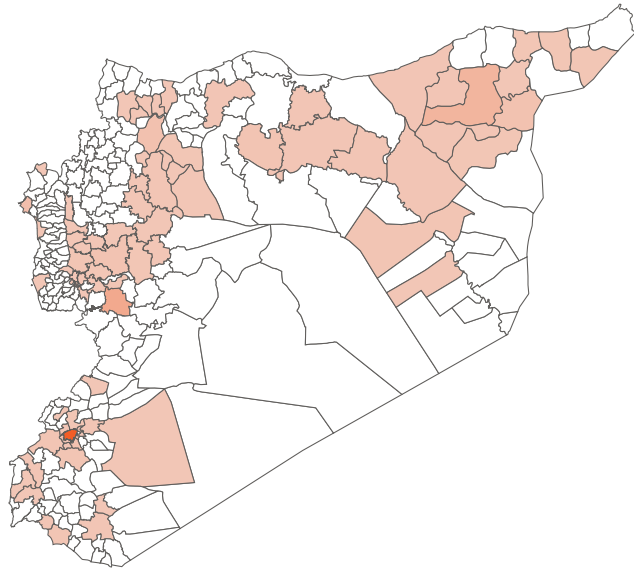
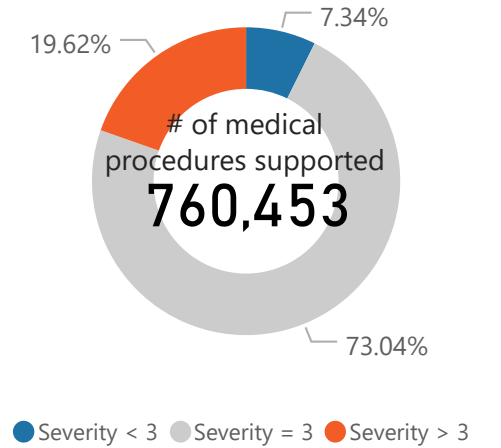
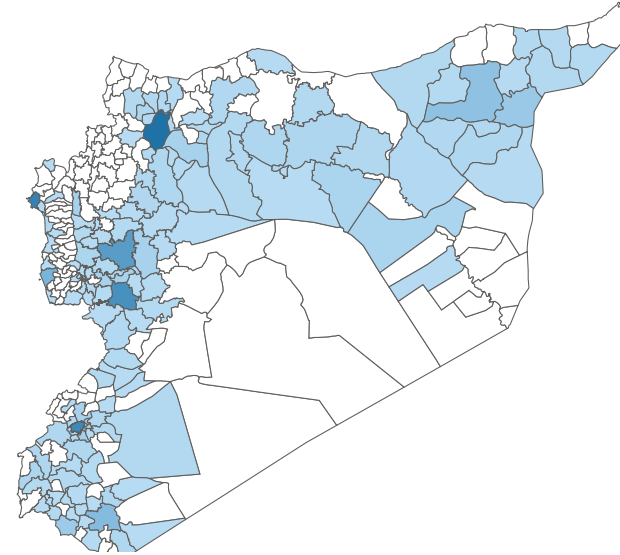


## Number of treatment courses provided, at sub district level



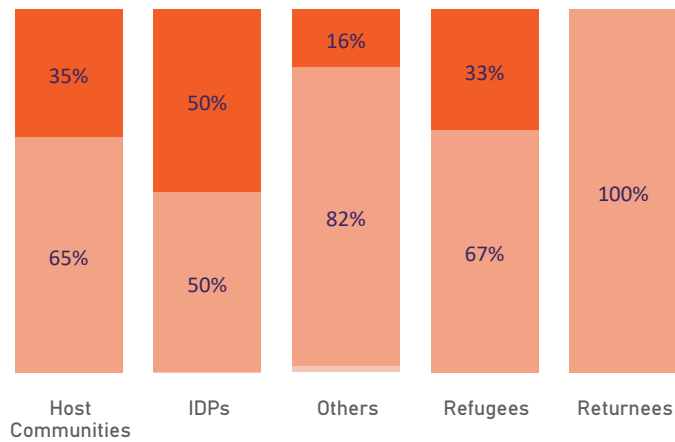
## Number of medical procedures supported, at sub district level



## Medical procedures

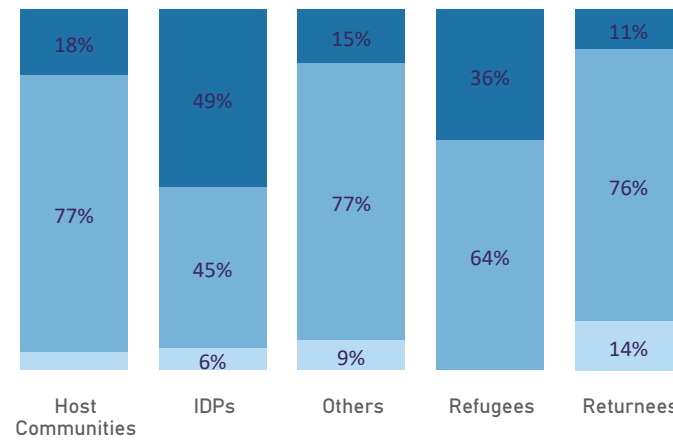


Number of treatment courses provided per beneficiary type and severity scale



● Severity < 3 ● Severity = 3 ● Severity > 3

Number of medical procedures supported per beneficiary type and severity scale



● Severity < 3 ● Severity = 3 ● Severity > 3

## Number of reporting organizations

(UN or INGO or NNGO reporting activity into 4Ws)



## Number of implementing partners

(All assistance and services implemented by UN or INGO or NNGO or government entity)



The boundaries and names shown and the designations used on this map do not imply the expression of any opinion whatsoever on the part of the World Health Organization concerning the legal status of any country territory, city or area or of its authorities, or concerning the delimitation of its frontiers or boundaries. Dotted and dashed lines on maps represent approximate border lines for which there may not yet be full agreement.

HRP Indicator 2020 logframe (Per Month)	01-January	02-February	03-March	04-April
<b>1-Medical procedures</b>				
1.1.1 # of outpatient consultations	1,004,094	1,050,937	1,053,577	698,640
1.1.3 # of trauma consultations supported	23,433	30,957	54,973	31,518
1.1.4 # of mental health consultations supported	10,322	25,014	24,517	20,674
1.1.5 # of physical rehabilitation sessions supported	1,517	3,012	1,429	744
1.1.6 # of vaginal deliveries attended by a skilled attendant	4,630	4,572	4,088	4,336
1.1.7 # of caesarian sections supported	4,004	4,022	3,667	3,806
1.1.8 # of cases referred for specialized treatment	503	733	1,275	735
<b>2-Treatment courses</b>				
1.3.1 # of treatment courses delivered to health facilities by UN Actors	753,267	527,948	785,740	408,159
<b>3-Immunization</b>				
1.2.1 # of children under the age of 1 received DPT3 or equivalent pentavalent vaccine (national programme)	30,969	32,716	34,736	27,692
1.2.2 # of children under the age of 2 received MMR2 vaccine	28,126	34,076	34,000	27,069
<b>4-Training</b>				
3.1.1 # of health staff trained/re-trained on different health topics	174	1,471	2,054	2,548
3.1.2 # community health workers trained/re-trained on different health topics	117	119		
<b>5-Others</b>				
1.1.2 # of Ante-Natal Care (ANC) visits		122	185	
3.2.1 # of health facilities refurbished or rehabilitated	117	109	109	101
3.2.2 # of operational mobile medical units, including medical teams	144	137	120	112
3.2.3 # of functional ambulances	101	97	96	96

HRP Indicator 2020 logframe (Per Month)	Aleppo	Al-Hasakeh	Ar-Raqqa	As-Sweida	Damascus	Dar'a	Deir-ez-Zor	Hama	Homs	Idleb	Lattakia	Quneitra	Rural Damascus	Tartous	April
<b>1-Medical procedures</b>															
1.1.1 # of outpatient consultations	105,677	56,983	19,416	37,552	57,073	24,449	8,276	84,742	88,513	6,647	67,187	8,156	96,628	37,341	<b>698,640</b>
1.1.3 # of trauma consultations supported	6,090	1,877	416	1,152	6,426	1,157	128	2,122	2,158		6,312	215	1,340	2,125	<b>31,518</b>
1.1.4 # of mental health consultations supported	11,400	2,161	2,469		159		1,032	170			207	2,916	160		<b>20,674</b>
1.1.5 # of physical rehabilitation sessions supported	6			3	2	2	176	138	133		16		268		<b>744</b>
1.1.6 # of vaginal deliveries attended by a skilled attendant	653	285	5	245	927	476	72	337	313		152	225	402	244	<b>4,336</b>
1.1.7 # of caesarian sections supported	518	191		180	674	268	104	448	303		354	122	347	297	<b>3,806</b>
1.1.8 # of cases referred for specialized treatment	171	161			3						66		334		<b>735</b>
<b>2-Treatment courses</b>															
1.3.1 # of treatment courses delivered to health facilities by UN Actors	18,811	60,456	11,015	2,932	167,292	5,051	6,142	12,760	69,266	1,042	18,739	2,832	31,195	626	<b>408,159</b>
<b>3-Immunization</b>															
1.2.1 # of children under the age of 1 received DPT3 or equivalent pentavalent vaccine (national programme)	4,245	3,057	171	797	2,359	2,140		3,325	2,779	58	1,807	435	4,799	1,720	<b>27,692</b>
1.2.2 # of children under the age of 2 received MMR2 vaccine	3,972	2,969	170	796	2,221	2,400		3,127	3,063	23	1,818	428	4,378	1,704	<b>27,069</b>
<b>4-Training</b>															
3.1.1 # of health staff trained/re-trained on different health topics	617	4	65	75	305	272	208	116	185	26	57	167	399	52	<b>2,548</b>
<b>5-Others</b>															
3.2.1 # of health facilities refurbished or rehabilitated	16	9	3	3	7	7	2	6	21		5	3	17	2	<b>101</b>
3.2.2 # of operational mobile medical units, including medical teams	25	18	3	3	1	3	1	20	12	2	5	3	12	4	<b>112</b>
3.2.3 # of functional ambulances	10	2		5	15	7	4	3	18	5	2	3	17	5	<b>96</b>