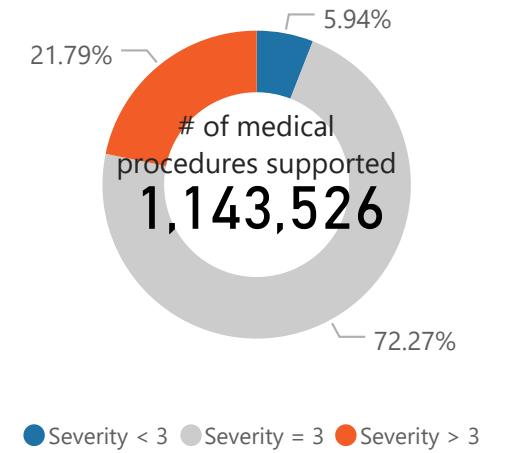
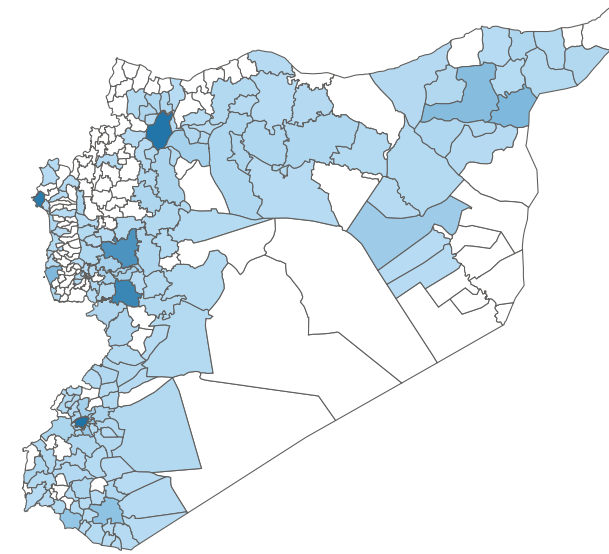
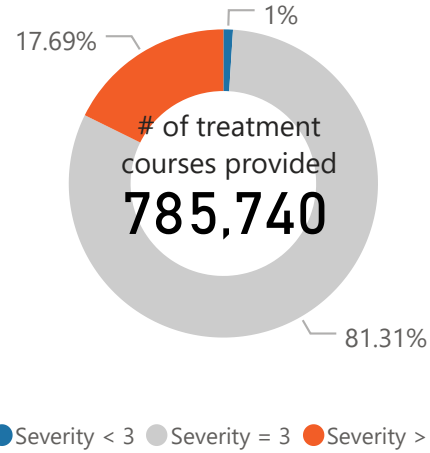
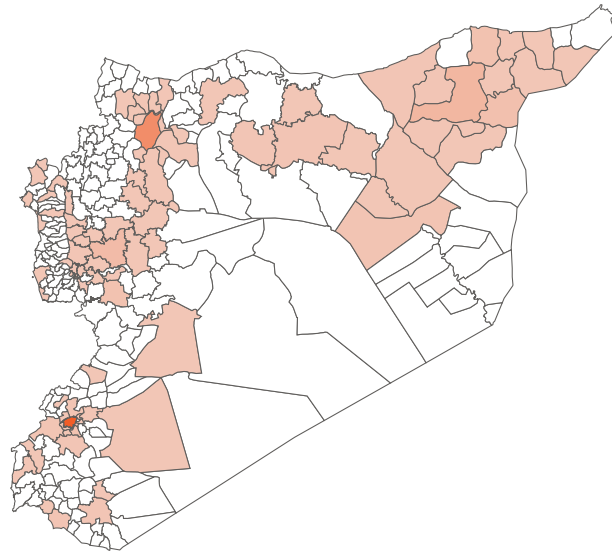


Number of treatment courses provided, at sub district level

Number of medical procedures supported, at sub district level

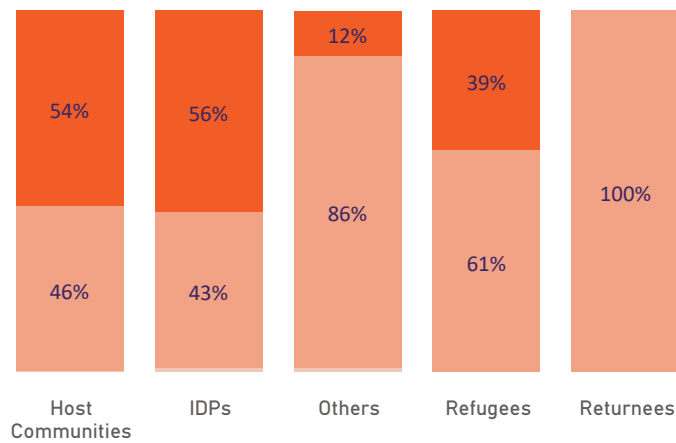


Medical procedures

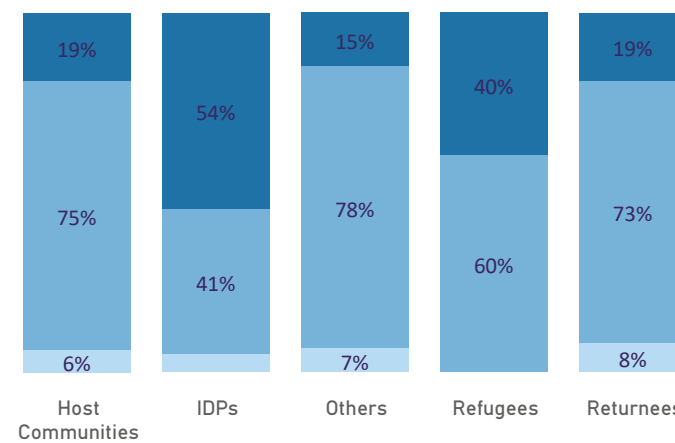


Number of treatment courses provided per beneficiary type and severity scale

Number of medical procedures supported per beneficiary type and severity scale



● Severity < 3 ● Severity = 3 ● Severity > 3



● Severity < 3 ● Severity = 3 ● Severity > 3

Number of reporting organizations

(UN or INGO or NNGO reporting activity into 4Ws)



Number of implementing partners

(All assistance and services implemented by UN or INGO or NNGO or government entity)



The boundaries and names shown and the designations used on this map do not imply the expression of any opinion whatsoever on the part of the World Health Organization concerning the legal status of any country territory, city or area or of its authorities, or concerning the delimitation of its frontiers or boundaries. Dotted and dashed lines on maps represent approximate border lines for which there may not yet be full agreement.

HRP Indicator 2020 logframe (Per Month)	01-January	02-February	03-March
1-Medical procedures			
1.1.1 # of outpatient consultations	1,004,094	1,050,937	1,053,577
1.1.3 # of trauma consultations supported	23,433	30,957	54,973
1.1.4 # of mental health consultations supported	10,322	25,014	24,517
1.1.5 # of physical rehabilitation sessions supported	1,517	3,012	1,429
1.1.6 # of vaginal deliveries attended by a skilled attendant	4,630	4,572	4,088
1.1.7 # of caesarian sections supported	4,004	4,022	3,667
1.1.8 # of cases referred for specialized treatment	503	733	1,275
2-Treatment courses			
1.3.1 # of treatment courses delivered to health facilities by UN Actors	753,267	527,948	785,740
3-Immunization			
1.2.1 # of children under the age of 1 received DPT3 or equivalent pentavalent vaccine (national programme)	30,969	32,716	34,736
1.2.2 # of children under the age of 2 received MMR2 vaccine	28,126	34,076	34,000
4-Training			
3.1.1 # of health staff trained/re-trained on different health topics	174	1,471	2,054
3.1.2 # community health workers trained/re-trained on different health topics	117	119	
5-Others			
1.1.2 # of Ante-Natal Care (ANC) visits		122	185
3.2.1 # of health facilities refurbished or rehabilitated	117	109	109
3.2.2 # of operational mobile medical units, including medical teams	144	137	120
3.2.3 # of functional ambulances	101	97	96

HRP Indicator 2020 logframe (Per Month)	Aleppo	Al-Hasakeh	Ar-Raqqa	As-Sweida	Damascus	Dar'a	Deir-ez-Zor	Hama	Homs	Idleb	Lattakia	Quneitra	Rural Damascus	Tartous	March
1-Medical procedures															
1.1.1 # of outpatient consultations	146,973	101,095	13,723	37,265	89,065	42,787	20,592	117,145	141,573	10,264	90,344	9,777	183,783	49,191	1,053,577
1.1.3 # of trauma consultations supported	10,359	2,655	281	1,889	11,892	2,067	230	3,244	4,607		11,335	345	2,657	3,412	54,973
1.1.4 # of mental health consultations supported	10,922	5,343	2,157		210		3,217	1,273		21	820		554		24,517
1.1.5 # of physical rehabilitation sessions supported	309	20		3	47	2	1	120	154		41	175	557		1,429
1.1.6 # of vaginal deliveries attended by a skilled attendant	350	321	5	245	918	475	72	337	329		151	225	416	244	4,088
1.1.7 # of caesarian sections supported	247	198	4	180	725	268	104	448	325		343	122	406	297	3,667
1.1.8 # of cases referred for specialized treatment	56	355	112		94						143		515		1,275
2-Treatment courses															
1.3.1 # of treatment courses delivered to health facilities by UN Actors	198,650	121,090	18,308	3,614	294,018	8,505	9,759	48,521	22,461	1,620	6,267	655	49,592	2,680	785,740
3-Immunization															
1.2.1 # of children under the age of 1 received DPT3 or equivalent pentavalent vaccine (national programme)	4,706	3,038	1,575	576	2,179	2,169	6,174	3,016	2,599	43	1,814	336	4,837	1,674	34,736
1.2.2 # of children under the age of 2 received MMR2 vaccine	4,766	2,868	1,306	633	2,145	2,917	4,867	2,976	2,915	24	1,803	385	4,776	1,619	34,000
4-Training															
3.1.1 # of health staff trained/re-trained on different health topics	189	332	6	272	521	62	36	118	88	31	62	46	154	137	2,054
5-Others															
1.1.2 # of Ante-Natal Care (ANC) visits	102												9		185
3.2.1 # of health facilities refurbished or rehabilitated	17	10	3	3	7	8	3	6	23		6	3	18	2	109
3.2.2 # of operational mobile medical units, including medical teams	30	19	3	3	1	2	3	19	10	3	5	1	15	6	120
3.2.3 # of functional ambulances	10	2		5	15	7	4	3	18	5	2	3	17	5	96