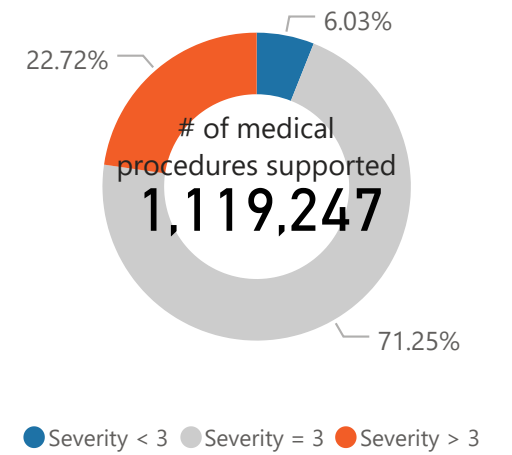
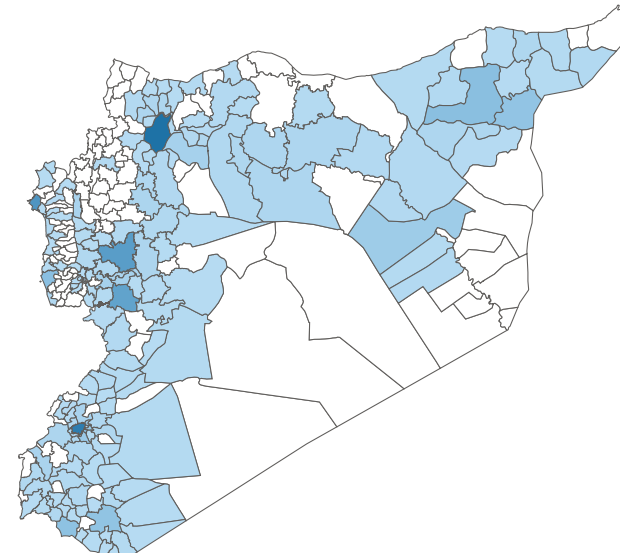
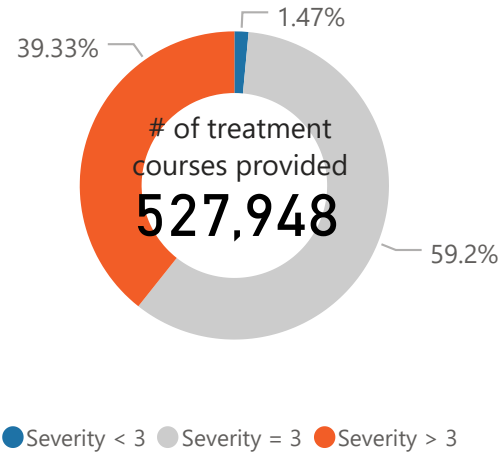
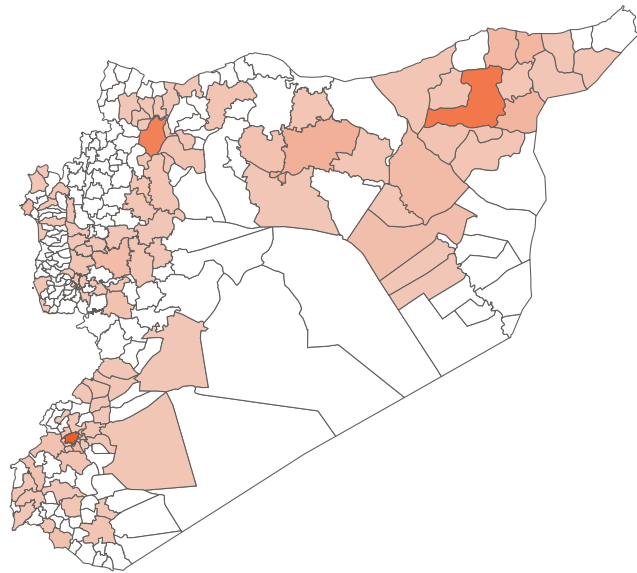


## Number of treatment courses provided, at sub district level

## Number of medical procedures supported, at sub district level

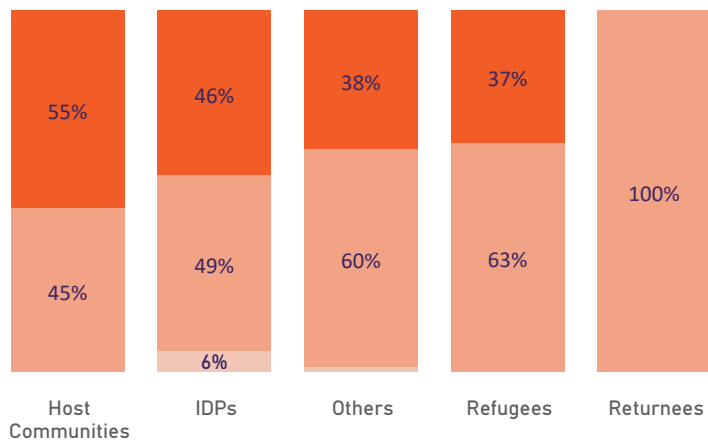


## Medical procedures

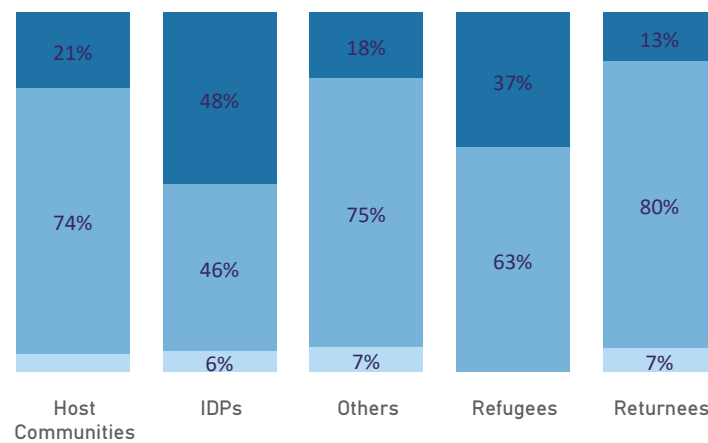


Number of treatment courses provided per beneficiary type and severity scale

Number of medical procedures supported per beneficiary type and severity scale



● Severity < 3 ● Severity = 3 ● Severity > 3



● Severity < 3 ● Severity = 3 ● Severity > 3

## Number of reporting organizations

(UN or INGO or NNGO reporting activity into 4Ws)



## Number of implementing partners

(All assistance and services implemented by UN or INGO or NNGO or government entity)



The boundaries and names shown and the designations used on this map do not imply the expression of any opinion whatsoever on the part of the World Health Organization concerning the legal status of any country territory, city or area or of its authorities, or concerning the delimitation of its frontiers or boundaries. Dotted and dashed lines on maps represent approximate border lines for which there may not yet be full agreement.

HRP Indicator 2020 logframe (Per Month)	01-January	02-February	2020
<b>1-Medical procedures</b>			
1.1.1 # of outpatient consultations	1,004,094	1,050,937	<b>2,055,031</b>
1.1.3 # of trauma consultations supported	23,433	30,957	<b>54,390</b>
1.1.4 # of mental health consultations supported	10,322	25,014	<b>35,336</b>
1.1.5 # of physical rehabilitation sessions supported	1,517	3,012	<b>4,529</b>
1.1.6 # of vaginal deliveries attended by a skilled attendant	4,630	4,572	<b>9,202</b>
1.1.7 # of caesarian sections supported	4,004	4,022	<b>8,026</b>
1.1.8 # of cases referred for specialized treatment	503	733	<b>1,236</b>
<b>2-Treatment courses</b>			
1.3.1 # of treatment courses delivered to health facilities by UN Actors	753,267	527,948	<b>1,281,215</b>
<b>3-Immunization</b>			
1.2.1 # of children under the age of 1 received DPT3 or equivalent pentavalent vaccine (national programme)	30,969	TBC	<b>30,969</b>
1.2.2 # of children under the age of 2 received MMR2 vaccine	28,126	TBC	<b>28,126</b>
<b>4-Training</b>			
3.1.1 # of health staff trained/re-trained on different health topics	174	1,471	<b>1,645</b>
3.1.2 # community health workers trained/re-trained on different health topics	117	119	<b>236</b>
<b>5-Others</b>			
1.1.2 # of Ante-Natal Care (ANC) visits		122	<b>122</b>
3.2.1 # of health facilities refurbished or rehabilitated	117	109	<b>226</b>
3.2.2 # of operational mobile medical units, including medical teams	144	137	<b>281</b>
3.2.3 # of functional ambulances	101	97	<b>198</b>

HRP Indicator 2020 logframe (Per Month)	Aleppo	Al-Hasakeh	Ar-Raqqa	As-Sweida	Damascus	Dar'a	Deir-ez-Zor	Hama	Homs	Idleb	Lattakia	Quneitra	Rural Damascus	Tartous	February
<b>1-Medical procedures</b>															
1.1.1 # of outpatient consultations	168,001	91,271	25,291	37,421	90,915	52,558	24,772	108,115	116,043	15,811	79,338	14,205	183,430	43,766	<b>1,050,937</b>
1.1.3 # of trauma consultations supported	6,596	1,706	245	755	6,830	922	92	1,527	2,782		6,922	138	1,077	1,365	<b>30,957</b>
1.1.4 # of mental health consultations supported	6,177	2,538	2,374		961		5,638	1,328		436	839	3,431	1,292		<b>25,014</b>
1.1.6 # of vaginal deliveries attended by a skilled attendant	794	312	4	233	942	555	34	323	361		122	239	454	199	<b>4,572</b>
1.1.7 # of caesarian sections supported	614	150	12	164	675	245	103	530	375		319	127	380	328	<b>4,022</b>
1.1.5 # of physical rehabilitation sessions supported	266			247	153	47	58		675		41		1,525		<b>3,012</b>
1.1.8 # of cases referred for specialized treatment		297	82		86						25		243		<b>733</b>
<b>2-Treatment courses</b>															
1.3.1 # of treatment courses delivered to health facilities by UN Actors	77,850	148,773	64,544	3,415	92,991	10,494	24,889	16,655	8,443	1,577	16,082	6,039	53,222	2,974	<b>527,948</b>
<b>4-Training</b>															
3.1.1 # of health staff trained/re-trained on different health topics	121	36	34	17	667	14	19	107	108	9	116	30	170	23	<b>1,471</b>
3.1.2 # community health workers trained/re-trained on different health topics	46								48				25		<b>119</b>
<b>5-Others</b>															
3.2.2 # of operational mobile medical units, including medical teams	30	18	4	3	5	6	5	19	10	3	5	4	19	6	<b>137</b>
1.1.2 # of Ante-Natal Care (ANC) visits	36					8			54				24		<b>122</b>
3.2.1 # of health facilities refurbished or rehabilitated	17	11	3	3	7	8	3	6	22		6	4	17	2	<b>109</b>
3.2.3 # of functional ambulances	11	2		5	15	7	4	3	18	5	2	3	17	5	<b>97</b>