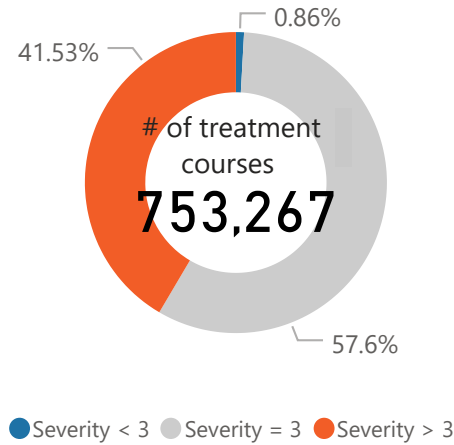
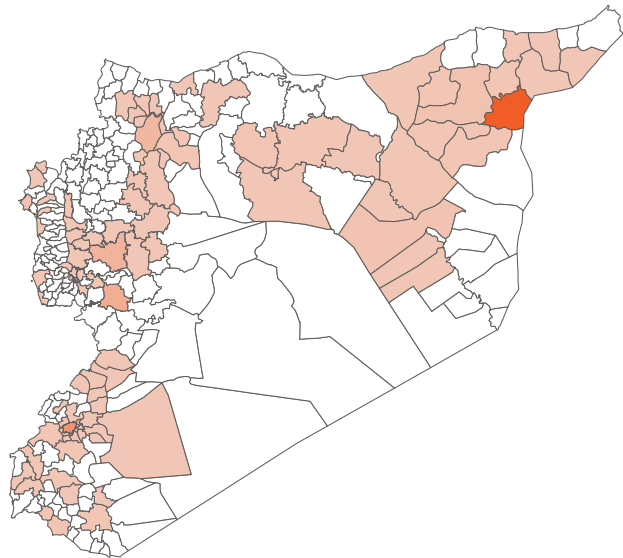
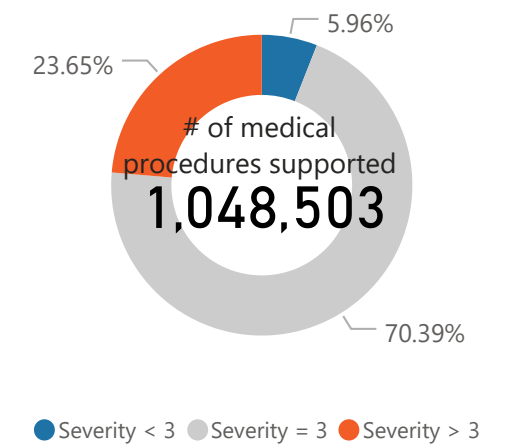
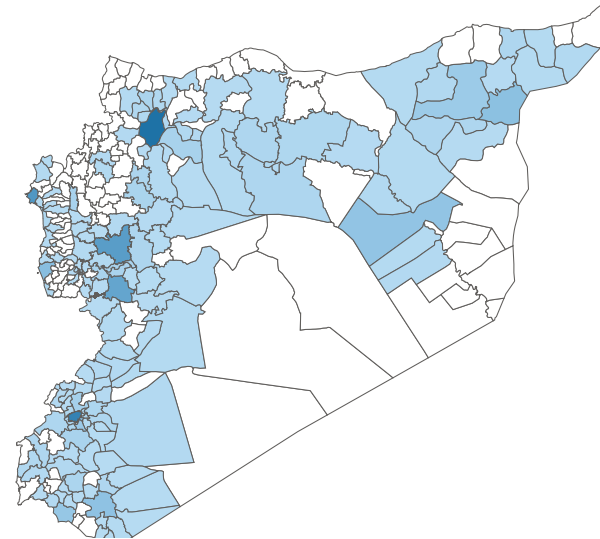


## Number of treatment courses provided, at sub district level



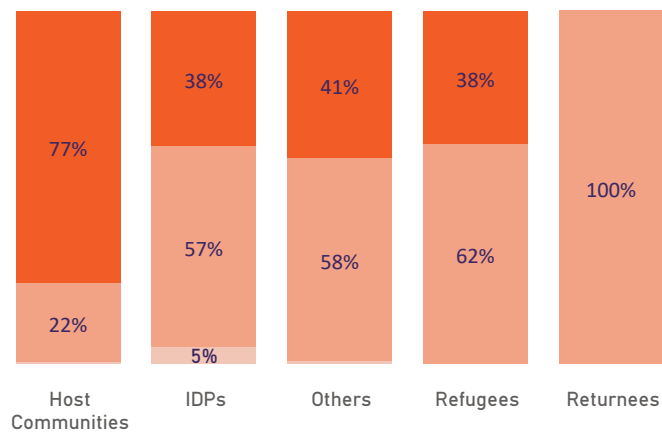
## Number of medical procedures supported, at sub district level



## Medical procedures

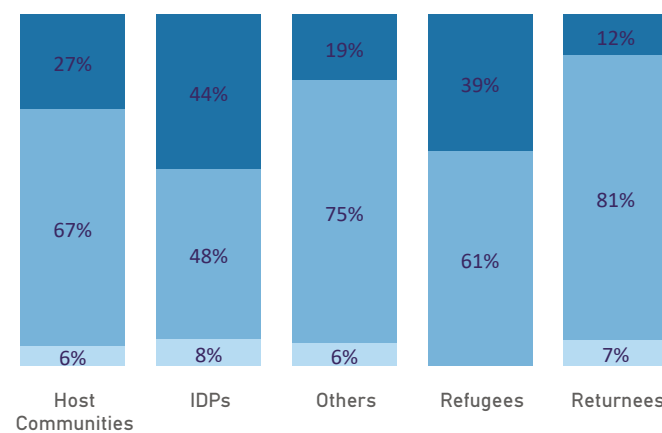


Number of treatment courses provided per beneficiary type and severity scale



● Severity < 3 ● Severity = 3 ● Severity > 3

Number of medical procedures supported per beneficiary type and severity scale



● Severity < 3 ● Severity = 3 ● Severity > 3

## Number of reporting organizations

(UN or INGO or NNGO reporting activity into 4Ws)



## Number of implementing partners

(All assistance and services implemented by UN or INGO or NNGO or government entity)



The boundaries and names shown and the designations used on this map do not imply the expression of any opinion whatsoever on the part of the World Health Organization concerning the legal status of any country territory, city or area or of its authorities, or concerning the delimitation of its frontiers or boundaries. Dotted and dashed lines on maps represent approximate border lines for which there may not yet be full agreement.

HRP Indicator 2020 logframe (Per Month)	01_January	2020
<b>1-Medical procedures</b>		
1.1.1 # of outpatient consultations	1,004,094	<b>1,004,094</b>
1.1.3 # of trauma consultations supported	23,433	<b>23,433</b>
1.1.4 # of mental health consultations supported	10,322	<b>10,322</b>
1.1.5 # of physical rehabilitation sessions supported	1,517	<b>1,517</b>
1.1.6 # of vaginal deliveries attended by a skilled attendant	4,630	<b>4,630</b>
1.1.7 # of caesarian sections supported	4,004	<b>4,004</b>
1.1.8 # of cases referred for specialized treatment	503	<b>503</b>
<b>2-Treatment courses</b>		
1.3.1 # of treatment courses delivered to health facilities by UN Actors	753,267	<b>753,267</b>
<b>3-Immunization</b>		
1.2.1 # of children under the age of 1 received DPT3 or equivalent pentavalent vaccine (national programme)	30,969	<b>30,969</b>
1.2.2 # of children under the age of 2 received MMR2 vaccine	28,126	<b>28,126</b>
<b>4-Training</b>		
3.1.1 # of health staff trained/re-trained on different health topics	174	<b>174</b>
3.1.2 # community health workers trained/re-trained on different health topics	117	<b>117</b>
<b>5-Others</b>		
3.2.1 # of health facilities refurbished or rehabilitated	117	<b>117</b>
3.2.2 # of operational mobile medical units, including medical teams	144	<b>144</b>
3.2.3 # of functional ambulances	101	<b>101</b>

HRP Indicator 2020 logframe (Per Month)	Aleppo	Al-Hasakeh	Ar-Raqqa	As-Sweida	Damascus	Dar'a	Deir-ez-Zor	Hama	Homs	Idleb	Lattakia	Quneitra	Rural Damascus	Tartous	January
<b>1-Medical procedures</b>															
1.1.1 # of outpatient consultations	160,467	80,561	21,101	40,394	86,059	42,648	33,691	100,822	103,596	24,162	83,287	12,986	169,390	44,930	<b>1,004,094</b>
1.1.3 # of trauma consultations supported	3,768	847	101	771	4,369	999	1,223	1,650	3,178		3,956	141	1,038	1,392	<b>23,433</b>
1.1.4 # of mental health consultations supported	325	2,191	1,024		827		5,220						735		<b>10,322</b>
1.1.5 # of physical rehabilitation sessions supported	53								758		8		698		<b>1,517</b>
1.1.6 # of vaginal deliveries attended by a skilled attendant	800	320	4	233	1,006	555	34	323	364		119	239	434	199	<b>4,630</b>
1.1.7 # of caesarian sections supported	568	147	10	164	737	245	103	530	381		322	127	342	328	<b>4,004</b>
1.1.8 # of cases referred for specialized treatment		55	85		78						20		265		<b>503</b>
<b>2-Treatment courses</b>															
1.3.1 # of treatment courses delivered to health facilities by UN Actors	60,126	275,276	12,622	4,420	148,613	9,894	14,339	67,513	87,322	2,098	12,204	4,225	50,815	3,800	<b>753,267</b>
<b>3-Immunization</b>															
1.2.1 # of children under the age of 1 received DPT3 or equivalent pentavalent vaccine (national programme)	4,366	3,505	2,007	608	2,553	2,138	989	3,338	2,637	39	1,563	363	5,263	1,600	<b>30,969</b>
1.2.2 # of children under the age of 2 received MMR2 vaccine	3,922	2,574	1,814	633	2,286	2,164	781	3,141	2,555	47	1,574	364	4,617	1,654	<b>28,126</b>
<b>4-Training</b>															
3.1.1 # of health staff trained/re-trained on different health topics	25	24			79								46		<b>174</b>
3.1.2 # community health workers trained/re-trained on different health topics	46								46				25		<b>117</b>
<b>5-Others</b>															
3.2.1 # of health facilities refurbished or rehabilitated	19	11	3	3	7	9	5	6	24		6	4	18	2	<b>117</b>
3.2.2 # of operational mobile medical units, including medical teams	25	17	3	6	7	8	6	16	14	2	8	4	22	6	<b>144</b>
3.2.3 # of functional ambulances	10	2		5	20	7	4	3	18	5	2	3	17	5	<b>101</b>