

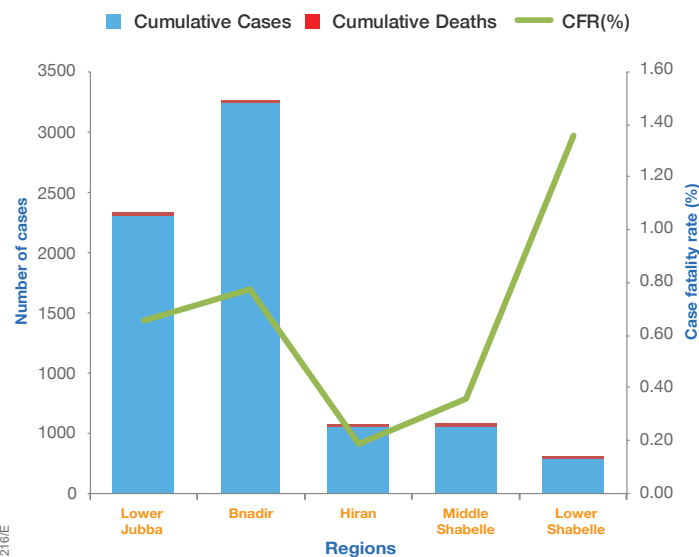
Highlights

- In March 2019, a total of 154 suspected cholera cases and no related death was reported from Banadir region.
- From December 2017 to March 2019, a total of 6 971 suspected cholera cases including 46 related deaths (CFR: 0.66 %) were reported from five regions (Banadir, Hiran, Lower jubba, Middle Shabelle, Lower Shabelle). The districts with the highest cumulative number of cases are; Kismayo 2 305 (33.06%), Hodan 702 (10.07%) and Deynile 558 (8%). However, only Banadir region reported suspected cholera cases during the month of March.
- During March two new districts have reported the suspected cholera cases as well and they are Bondere and Kahda of Banadir region.
- This cholera outbreak is continuation of the outbreak that started since December 2017 but there was a gap in the reporting of the cases in the first seven weeks of 2019 due to closer of the main Cholera Treatment Center (CTC) in Banadir. The CTC has been reopened in early February to manage the suspected cholera cases and the center has started reporting the cases again.
- A total of 97 stool specimen were collected during 2019. Of which, only 9 were laboratory confirmed for *Vibrio cholerae*, serotype Ogawa.

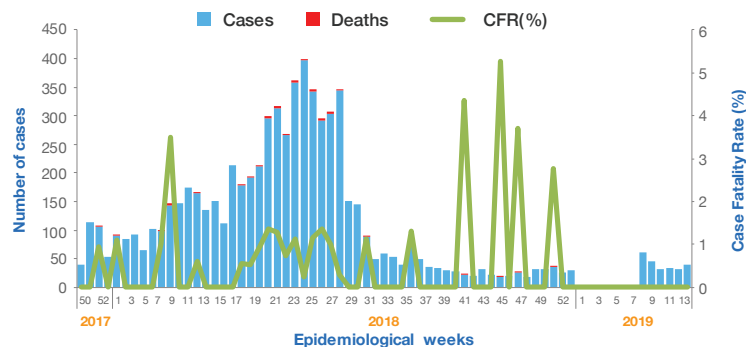
01 out of **18** regions reported suspected cholera cases in March 2019

Case fatality rate (CFR) **0%** in March 2019

Cholera cases by Regions in Somalia, December 2017 to March 2019



Cholera cases in Somalia, December 2017 to March 2019



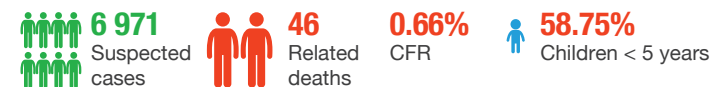
Cholera cases and deaths reported during December 2017 to March 2019

Region	Districts	Cumulative cases*	Cumulative Deaths*	CFR (%)
Banadir	Abdilaziz	10	1	10
	Bondere	2	0	0
	Daynile	587	10	1.70
	Darkenley	529	1	0.19
	HamarJabja	200	2	1
	Hamrweyn	55	0	0
	Heliwa	33	0	0
	Hodan	702	2	0.28
	Howlwadag	139	1	0.72
	Kahda	3	0	0
	Karaan	55	1	1.82
	Madina	576	3	0.52
	Shibis	15	0	0
	Shingani	11	0	0
	Waberi	133	2	1.50
Hiran	Warta Nabada	136	1	0.74
	Yaqshid	65	0	0
	Beletweyn	522	1	0.19
Lower jubba	Bulo Burti	41	0	0
	Kismayo	2305	15	0.65
Middle Shabelle	Jowhar	558	2	0.36
	Afgoye	133	0	0
Lower Shabelle	Brava	14	0	0
	Kurtunwarey	27	4	14.81
	Merka	120	0	0
Total		6971	46	0.66

* Case fatality rate more than 1% is highlighted

* Cumulative number of cases and deaths are from December 2017 to March 2019

Cumulative key figures, December 2017 to March 2019



Last 4 weeks key figures, March 2019



Distribution of cholera cases in Somalia, January 2018 to March 2019

