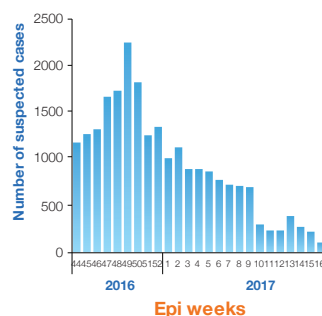


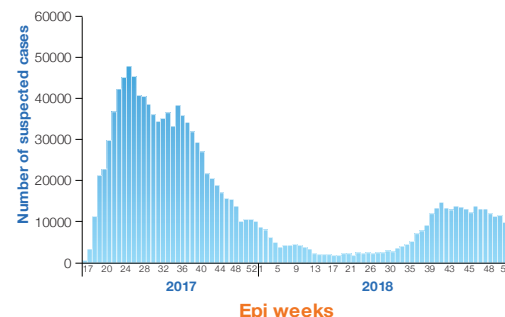
### Highlights

- In December 2018, the Ministry of Public Health and Population of Yemen reported a total 47 310 suspected cholera cases including 86 related deaths (case fatality rate: 0.18%), from 20 governorates.
- The cumulative number of suspected cholera cases reported in Yemen since October 2016 to December 2018 is 1 417 156 including 2 870 related deaths with a case fatality rate of 0.20%. The country experienced a second wave of this outbreak from 27 April 2017. The total number of suspected cholera cases reported during the second wave were 1 391 329 including 2 741 related deaths with a case fatality rate of 0.19%.
- Since 27 April 2017, a total of 12 937 stool specimens were tested. Out of these, 4 319 were laboratory confirmed for *Vibrio cholerae*.
- The 5 governorates with the highest cumulative attack rate per 10 000 are Amran (1 258.21), Al Mahwit (1087.47), Sana'a (781.53), Dahamar (704) and Al Dhale'e (652.50). The national attack rate is 493.95 per 10 000. The Governorate with high numbers of deaths are Hajjah (472), Ibb (371), Al Hudaydah (343) and Taizz (221).

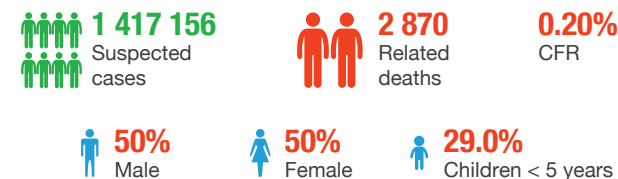
Epidemic curve of cholera cases in Yemen, October 2016 - 26 April 2017 (First wave)



Epidemic curve of cholera cases in Yemen, 27 April 2017 - 31 December 2018 (Second wave)



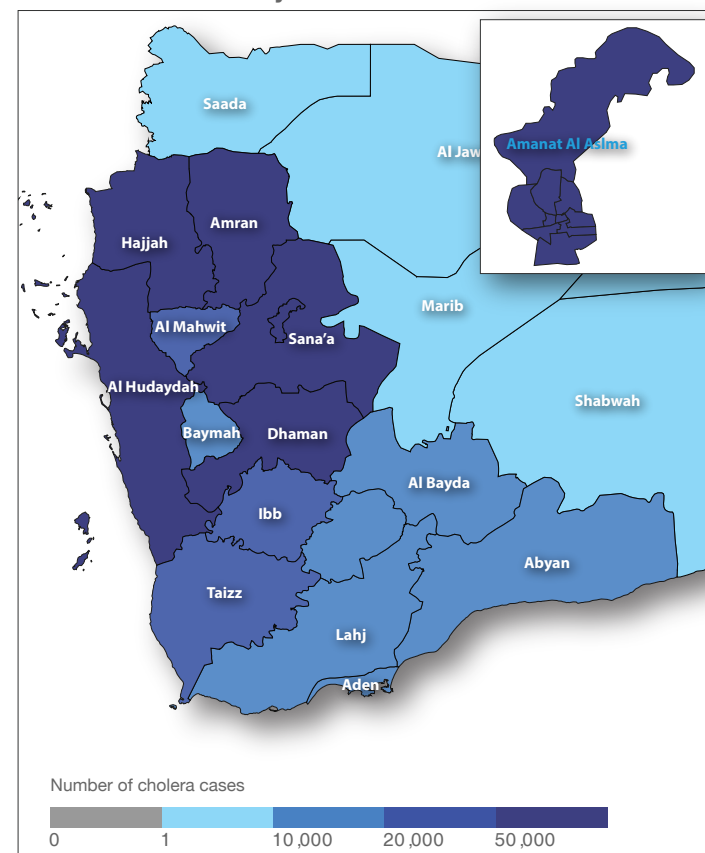
Cumulative key figures, October 2016 – December 2018



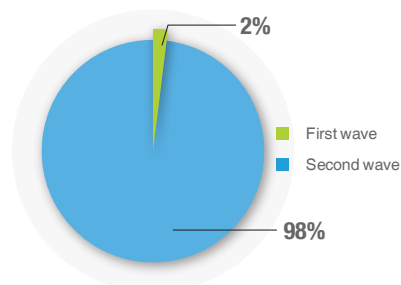
Last 4 weeks key figures, December 2018



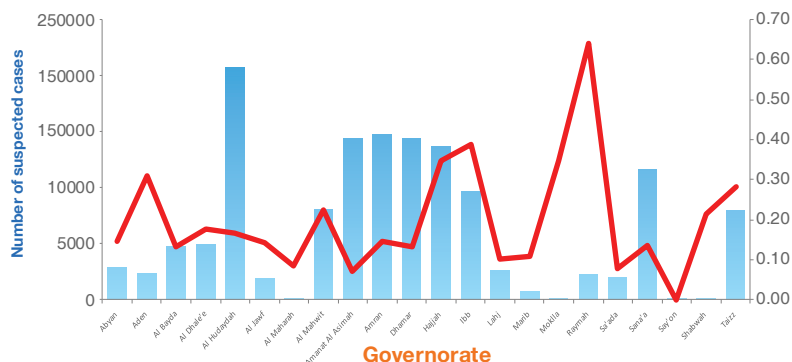
Distribution of suspected cholera cases in Yemen, January 2017 – December 2018



Cholera cases reported in Yemen by epidemic wave, October 2016 – December 2018 (n= 1 417 156)



Cholera cases and Case fatality rates by governorate in Yemen, 27 April 2017 – 31 December 2018 (second wave)



Cholera cases and deaths reported during the second wave by governorate, 27 April 2017 – 31 December 2018

Governorate	Cases	Deaths	CFR (%)	Cumulative attack rate (per 10 000)
Abyan	28394	42	0.15	491.60
Aden	22839	71	0.31	242.86
Al Bayda	47670	63	0.13	622.84
Al Dhale'e	48511	86	0.18	652.50
Al Hudaydah	207328	343	0.17	632.01
Al Jawf	18127	26	0.14	310.17
Al Maharah	1172	1	0.09	77.26
Al Mahwit	80578	181	0.22	1087.47
Amanat Al Asimah	143496	104	0.07	494.47
Amran	146912	216	0.15	1258.21
Dhamar	143666	193	0.13	704.00
Hajjah	136087	472	0.35	569.13
Ibb	95693	371	0.39	320.07
Lahj	25583	26	0.10	250.98
Marib	7350	8	0.11	201.91
Mokla	574	2	0.35	12.83
Raymah	21890	140	0.64	355.87
Sa'ada	19372	15	0.08	206.58
Sana'a	116066	157	0.14	781.53
Say'on	30	0	-	0.79
Shabwah	1401	3	0.21	22.91
Taizz	78590	221	0.28	259.39
<b>Total</b>	<b>1 391 329</b>	<b>2 741</b>	<b>0.20</b>	<b>493.95</b>