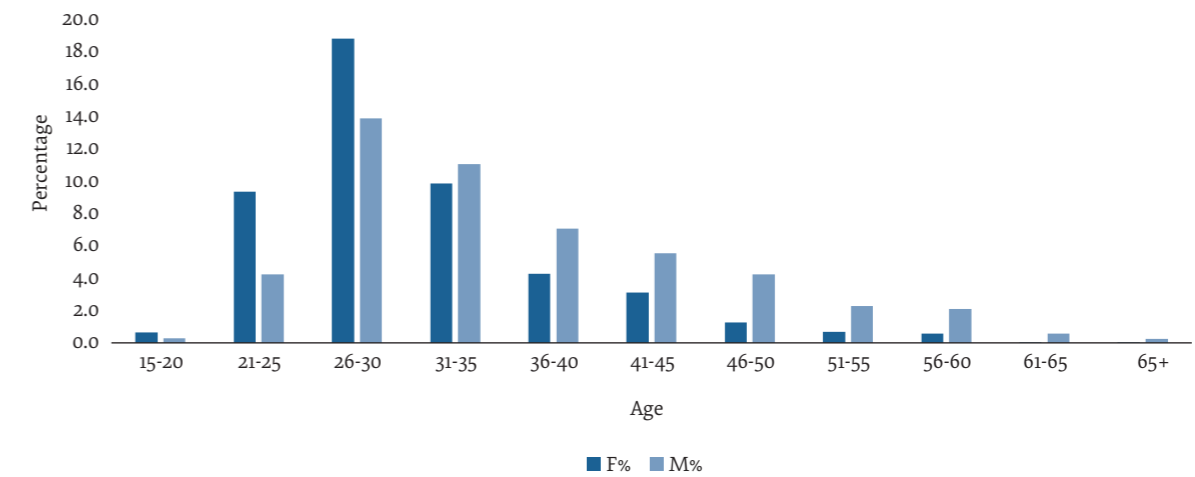


**Annex 1 Profile of NGOs providing BPHS and EPHS in Afghanistan in 2021**

No.	NGOs	BPHS and EPHS	BPHS only	Status of NGO
1	Agency for Assistance and Development of Afghanistan	Ghazni, Nangarhar	Herat, Zabul	National
2	AHEAD		Samangan, Nooristan	National
3	Aga Khan Foundation	Badakhshan	Bamyan	International
4	Bu Ali Rehabilitation and Aid Network	Uruzgan	Kandahar	National
5	Balkh Development Network		Balkh, Baghlan, Takhar	National
6	BRAC		Helmand	International
7	Care of Afghan Families	Logar		National
8	Coordination of Humanitarian Assistance		Ghor	National
9	HEWAD	Paktya		National
10	Health Net TPO	Nangarhar, Kunar, Laghman,		International
11	Just for Afghan Capacity and Knowledge		Kunduz	National
12	Medical Management and Research Courses for Afghanistan	Badghes		National
13	MOVE Welfare Organization	Daikundi		National
14	Medical Refresh Courses for Afghans	Nimroz, Farah		International
15	Organization for Health Promotion and Management	Khost, Paktika		National
16	Solidarity for Afghan Families		Jawzjan, Saripul	National
17	Swedish Committee for Afghanistan	Wardak		International
18	Sanayee Development Organization	Faryab	Kabul	National
19	Social and Health Development Program	Uruzgan		National

BPHS = basic package of health services; EPHS = essential package of hospital services; NGO = nongovernmental organization.

**Annex 2 Age and gender distribution of the frontline health workers (medical specialists, general physicians, nurses, and midwives) in Afghanistan, 2021. 199 health workers in Kapisa, Panjshir and Parwan Provinces working in COVID-19 projects were excluded. Data for another 1040 were not disaggregated by age and were excluded.**



**Annex 3 Educational level of health workers in nongovernmental organizations in Afghanistan in 2021**

Educational level	Female	% of total female	Male	% of total male	Total
Medical specialist	36	0.4	276	1.7	312
General physician	322	3.6	1576	9.6	1898
PhD		0.0	1	0.0	1
Masters degree	1	0.0	30	0.2	31
Bachelor degree	436	4.9	1301	7.9	1737
Diploma	4691	53.1	4668	28.4	9359
High school (grade 10-12)	1994	22.6	2987	18.2	4981
Below high school	104	1.2	403	2.5	507
No education	982	11.1	4341	26.4	5323
Total	8834	100	16 428	100.0	24 149

199 health workers in Kapisa, Panjshir, and Parwan Provinces working in COVID-19 projects were excluded. Data for another 1158 were not disaggregated by education and were excluded.

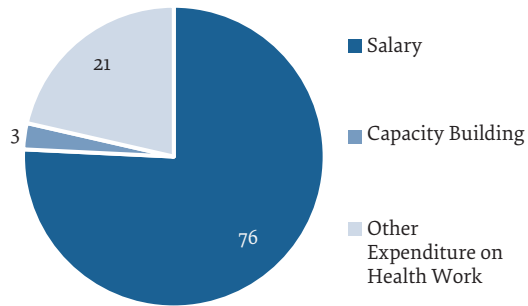
**Annex 4 Distribution of health workers according to type of health facility in Afghanistan in 2021**

Type of health facility	Female (N)	Female % of total	Male (N)	Male % of total	Total (N)	Total (%)
Sub-health centre	1380	5.5	2006	8.0	3386	13.4
Basic health centre	2029	8.0	3686	14.6	5715	22.7
Comprehensive health centre	2252	8.9	3883	15.4	6135	24.3
Comprehensive health centre+	286	1.1	612	2.4	898	3.6
District hospital	1064	4.2	2207	8.8	3271	13.0
Provincial hospital	1142	4.5	1995	7.9	3137	12.4
Regional hospital	226	0.9	630	2.5	856	3.4
Mobile health team	21	0.1	42	0.2	63	0.2
NGO sub-office	81	0.3	647	2.6	728	2.9
Unspecified	253	1.0	302	1.2	555	2.2
Others	97	0.4	381	1.5	478	1.9
Total	8831	35.0	16391	65.0	25222	100.0

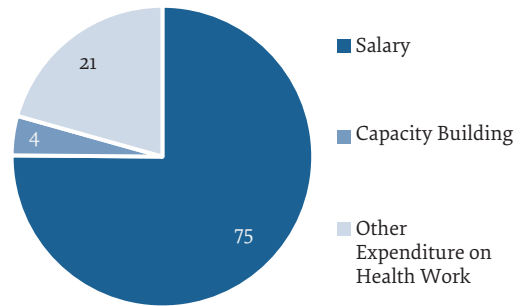
199 health workers in Kapisa, Panjshir, and Parwan Provinces working in COVID-19 projects were excluded. Data for another 85 were not disaggregated by type of health facility and were excluded. NGO = nongovernmental organization.

Annex 5 Human resources for health (HRH) expenditure by nongovernmental organizations in Afghanistan in 2017-2020.

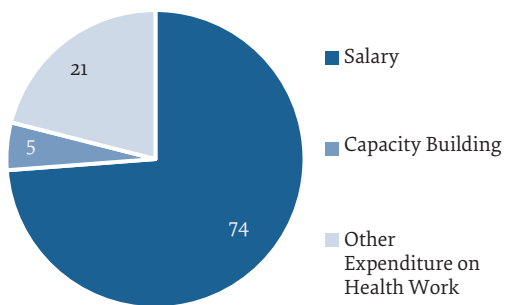
### HRH expenditure, 2020



### HRH expenditure, 2019



### HRH expenditure, 2018



### HRH expenditure, 2017

