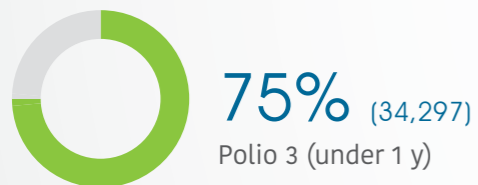
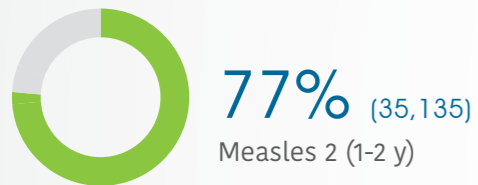
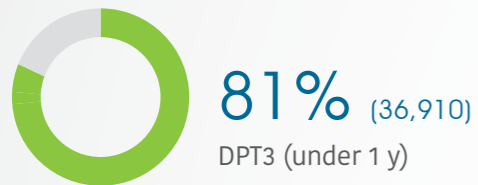


**Trauma**

61,389  
Trauma cases supported\*\*

**Immunization (coverage rate)**



**Attacks**

0  
Attacks

0  
Health workers killed or injured

**Primary Health Care**

6 (DoH)  
Public PHC facilities/DoH received medical equipment and supplies directly by WHO

**Health Information**

135  
Field visits (assessments, supervision, monitoring and evaluation)

**Secondary Health Care**

27  
Hospitals supported directly by WHO with medical equipment and supplies\*\*\*

**Nutrition**

24  
Stabilization centres are treating patients with severe acute malnutrition (SAM) with medical complications

313  
Patients with SAM with medical complications receiving treatment

755  
Nutrition surveillance centres

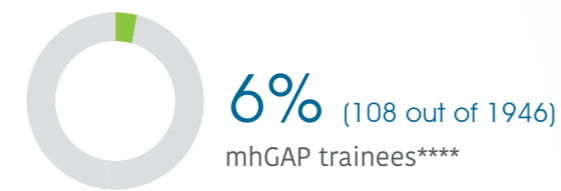
71,320  
Children under 5 screened

**Mental Health**

5,103  
Mental health and psychosocial support interventions provided by NGOs

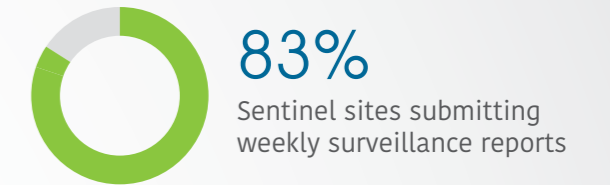
459  
Health facilities and community centres providing MHPSS services

620  
Schools providing MHPSS services



**EWARS**

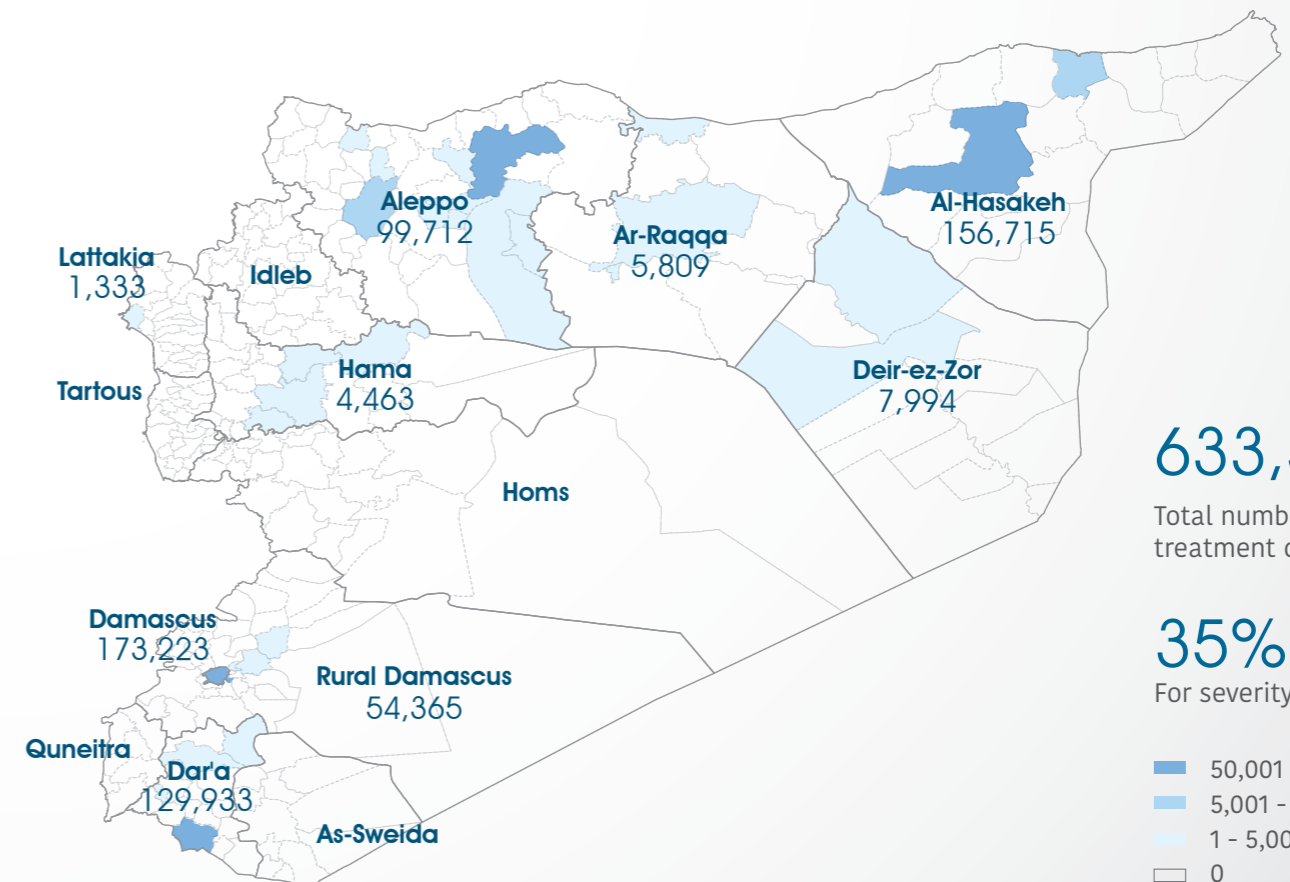
1,290  
Sentinel sites



Top 5 reported morbidities

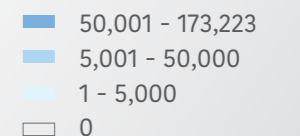
1. influenza-like illnesses
2. Acute Diarrhoea
3. Leishmaniasis
4. Lice
5. Severe Acute Respiratory Infection

**Number of treatment courses provided at sub-district level**



633,547  
Total number of delivered treatment courses provided

35%  
For severity scale>3 \*\*\*\*\*

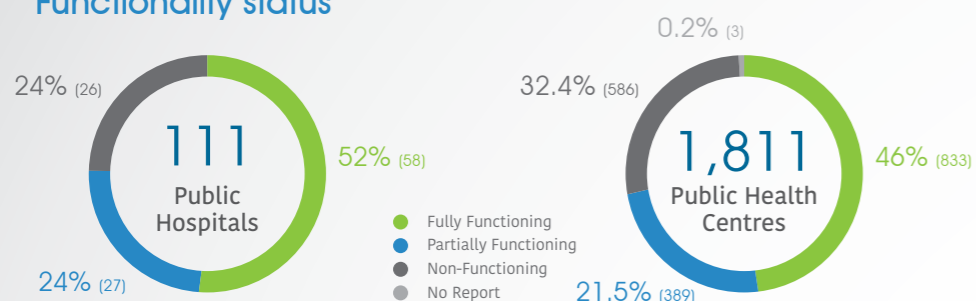


\* The data in this infographic are for WHO's hub in Damascus only  
 \*\* Based on public hospital received support from WHO  
 \*\*\* Other undefined hospitals are supported indirectly throughout MoH and MoHE at central level  
 \*\*\*\* At MoH health facilities  
 \*\*\*\*\* Percentage of mhGAP previously-trained health professionals, 2014 till now, who received follow-up and/or on-the-job trainings

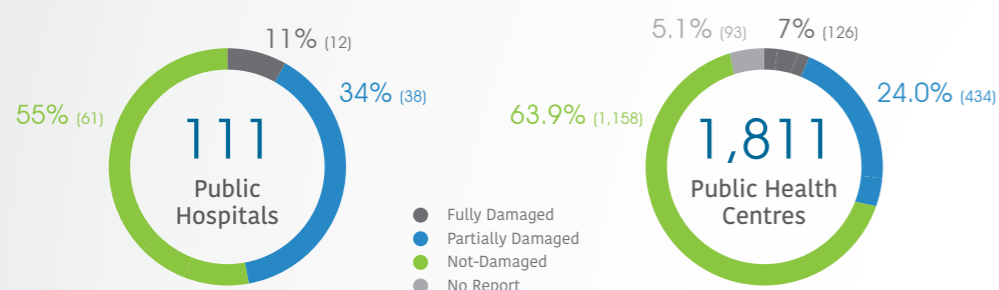
\*\*\*\*\* Data source: Severity scale December 2018

## HeRAMS

### Functionality status



### Level of damage

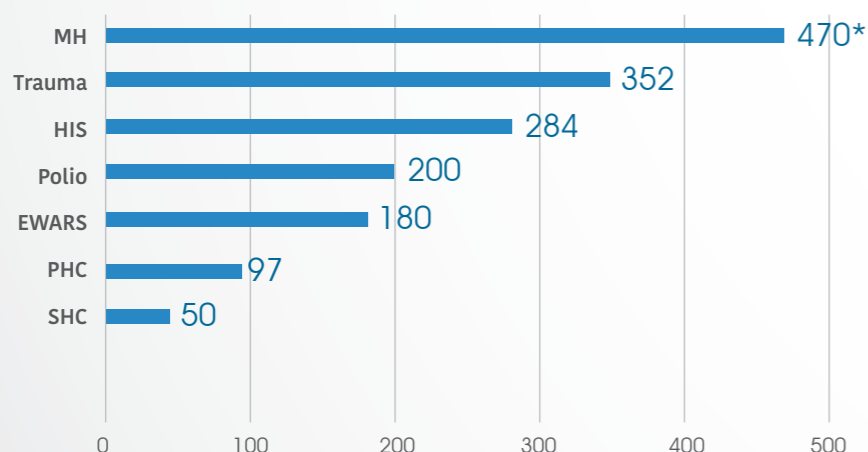


### Consultations

Public Hospitals: **618,751**

Public PHC centres: **1,041,771**

## Health care providers trained



**1,633** Total of healthcare providers trained

\* Trainees on MHPSS topics : Number of non-specialized community workers and health care providers who received MHPSS training

## Operations Support and Logistic

**87** Total deliveries across the country including IA convoy

**87** Total number of regular deliveries across the country including IA convoy

**86** Total regular deliveries across the country

**86** Total number of regular deliveries

**529,094** Total number of treatment courses delivered

**78** Total weight (tons) of supplies delivered

**34** Medicines

**9** Kits

**12** Equipment

**133** Non-medical supplies (WASH, Nutriton, and others)

**19** ALL regular deliveries

## National NGO coordination

**14** National NGOs as implementing partners

**10** Supported PHC centres by WHO implementing partners

**18** Mobile medical teams rolled out

**5** Static medical points supported

**7** IDP camps/settlements covered by WHO partners

**WASH**

● Points tested for drinking water quality

● Drinking water reported points tested and found to be of sub-standard quality

**IDP camps**

**52,532** PHC outpatient consultations provided by WHO partners

**22,470** Treatment courses provided by national NGOs

**943** Patients referred for specialized treatment

**794** Trauma cases supported by WHO partners

**2,296** People with disabilities assisted by WHO partners



**Uncontrolled sources**



**153** Total weight (tons) of regular deliveries across the country including IA convoy

**1** Inter-agency convoys

**1** Total number of IA convoys

**81,983** Total number of treatment courses delivered

**8.065** Total weight (tons) of supplies delivered

**11.011** Medicines

**0.3579** Kits

**0** Equipment

**19** Non-medical supplies (WASH, Nutriton, and others)

**19** All deliveries under IA convoys