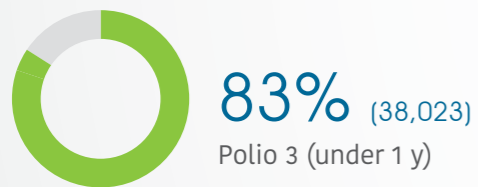
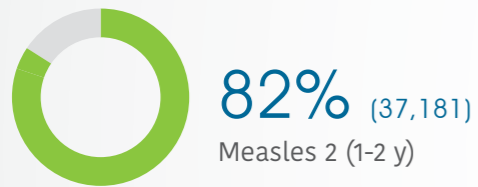
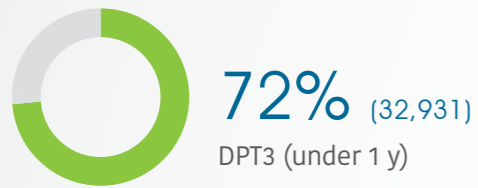


Trauma

56,987
Supported trauma cases*

Immunization (coverage rate)



Attacks

0
Attacks

0
Health workers killed or injured

Primary Health Care

5 (DoH)
Public PHC facilities/DoH received medical equipment and supplies directly by WHO

Health Information

94
Field visits (assessments, supervision, monitoring and evaluation)

Secondary Health Care

40
Hospitals supported with medical equipment and supplies directly by WHO**

Nutrition

24
Stabilization Centers for treatment of complicated SAM

103
Cases for treatment of complicated SAM

755
Nutrition surveillance centers

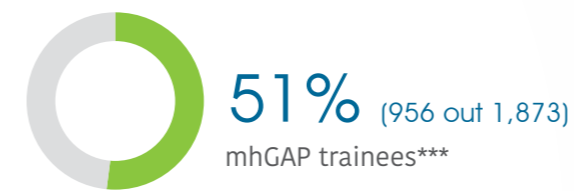
67,400
Children screened under 5

Mental Health

3,504
Mental health and psychosocial support interventions provided by NGOs

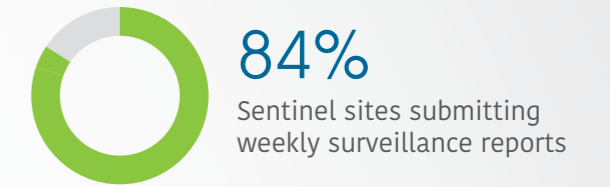
452
Health facilities and community centers providing MHPSS services

600
Schools providing MHPSS services



EWARS

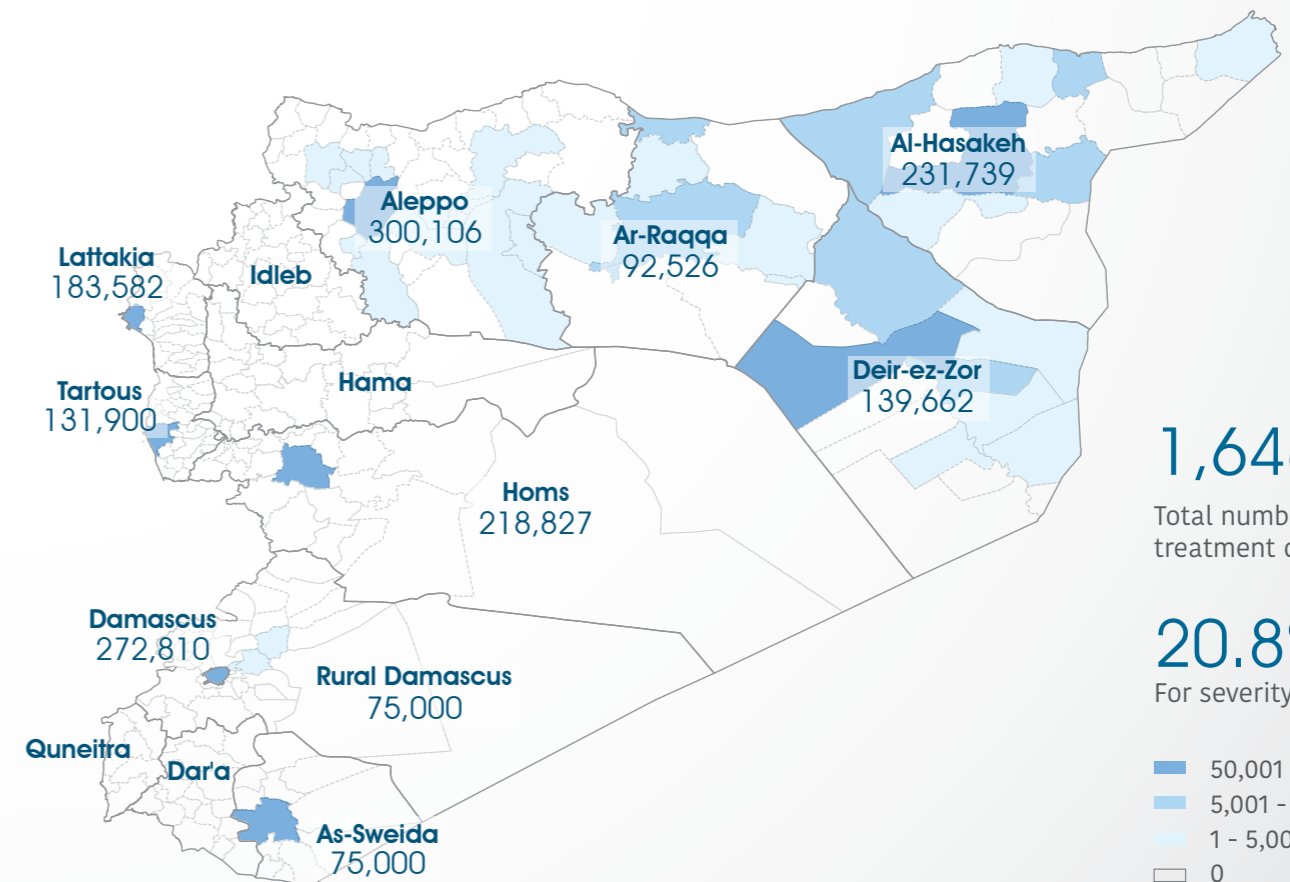
1,300
Sentinel sites



Top 5 reported morbidities

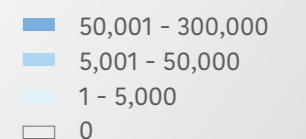
1. Influenza like illnesses
2. Acute Diarrhea
3. Leishmaniasis
4. Severe Acute Respiratory Infection
5. Lice

Number of treatment courses provided at sub-district level



1,648,786
Total number of delivered treatment courses provided

20.8%
For severity scale >3 ****



* Based on public hospital received support from WHO

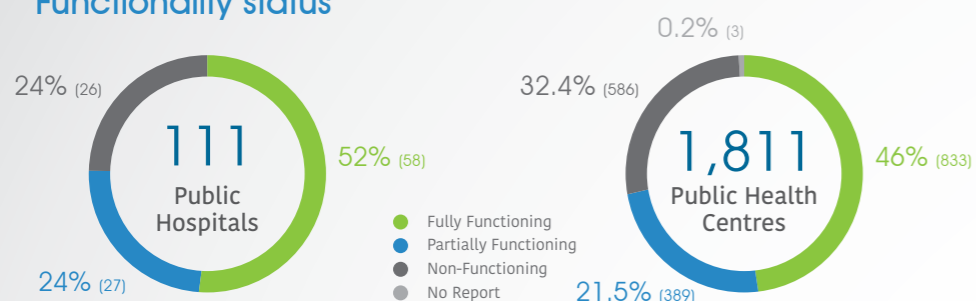
** Other undefined hospitals are supported indirectly throughout MoH and MoHE at central level

*** Percentage of mhGAP previously-trained health professionals, 2014 till now, who received follow-up and/or on-the-job trainings

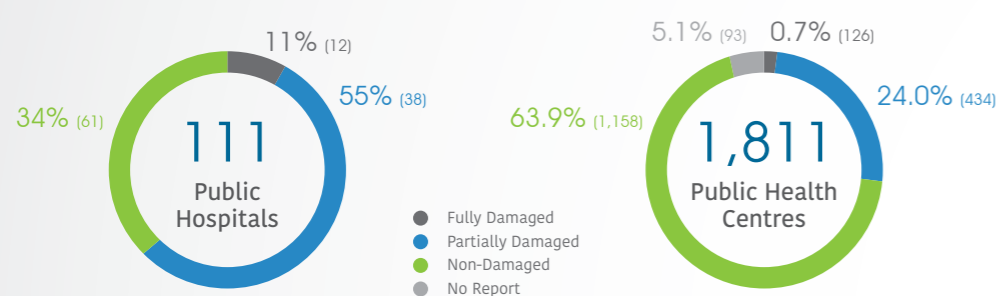
**** Data source: Severity scale December 2018

HeRAMS

Functionality status



Level of damage

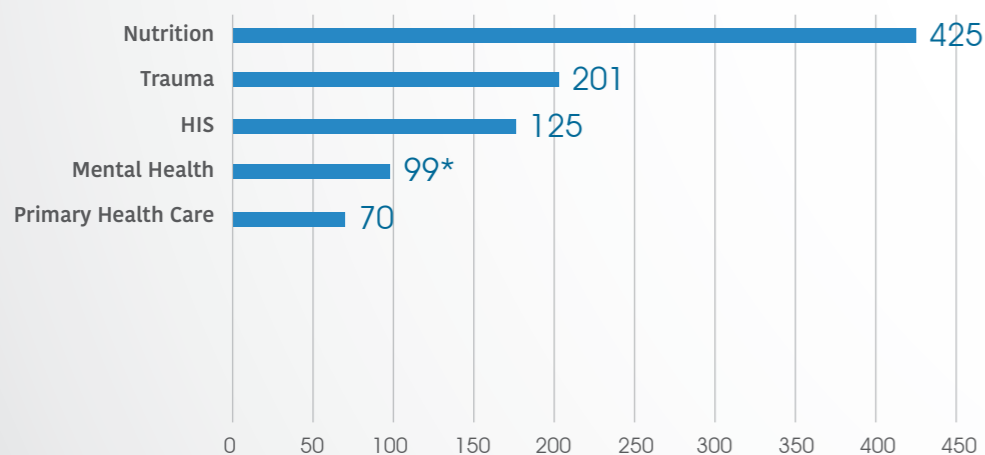


Consultations

Public Hospitals: **618,751**

Public PHCs: **1,041,771**

Healthcare providers trained



920 Total of healthcare providers trained

* Number of trainees on MHPSS topics: Number of non-specialized community workers and health care providers received trainings on MHPSS

Operations Support and Logistic

Total deliveries across the country including IA convoy

157
Total number of regular deliveries across the country including IA convoy

368
Total weight (tons) of regular deliveries across the country including IA convoy

Total regular deliveries across the country

157
Total number of regular deliveries

1,612,459
Total number of delivered treatment courses through out regular deliveries

Total weight (tons) of delivered

259 Medicines

13 Kits

14 Equipment

82 Non-medical supplies (WASH, Nutriton, and others)

368 ALL regular deliveries

IA convoys

0
Total number of IA convoys

0
Total number of delivered treatment courses under IA convoys

Total weight (tons) of delivered

0 Medicines

0 Kits

0 Equipment

0 Non-medical supplies (WASH, Nutriton, and others)

0 All deliveries under IA convoys

National NGO coordination

18
National NGOs as implementing partners

57,161
PHC outpatient consultations provided by WHO partners

9
Supported PHC centers by WHO implementing partners

36,327
Treatment courses provided by national NGOs

32
Rolled out mobile medical teams

1,192
Referral cases

4
Supported static medical points

525
Trauma cases supported by WHO partners

16
IDPs camps/settlements covered by WHO partners

2,378
People with disabilities assisted by WHO partners

WASH

- Points tested for drinking water quality
- Drinking water reported points tested and found to be of sub-standard quality

IDPs camps



Uncontrolled sources

