

Trauma

55,667
Supported trauma cases*

Primary Health Care

4 (DoH)
Public PHC facilities/DoH received medical equipment and supplies directly by WHO

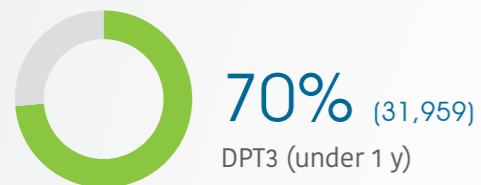
Mental Health

12,125
Mental health and psychosocial support interventions provided by NGOs

EWARS

1,289
Sentinel sites

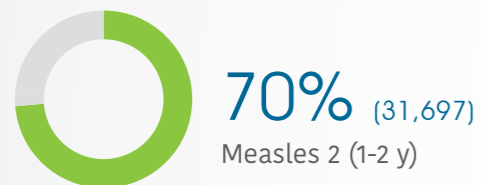
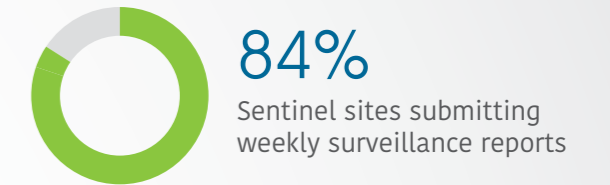
Immunization (coverage rate)



Health Information

112
Field visits (assessments, supervision, monitoring and evaluation)

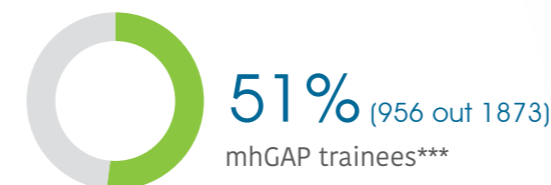
458
Health facilities and community centers providing MHPSS services



Secondary Health Care

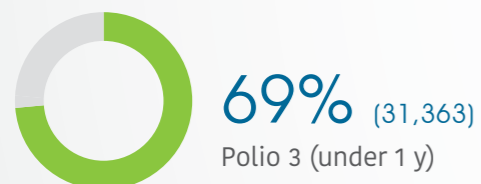
34
Hospitals supported with medical equipment and supplies directly by WHO**

600
Schools providing MHPSS services



- Top 5 reported morbidities
1. Influenza like illnesses
 2. Acute Diarrhea
 3. Leishmaniasis
 4. Severe Acute Respiratory Infection
 5. Lice

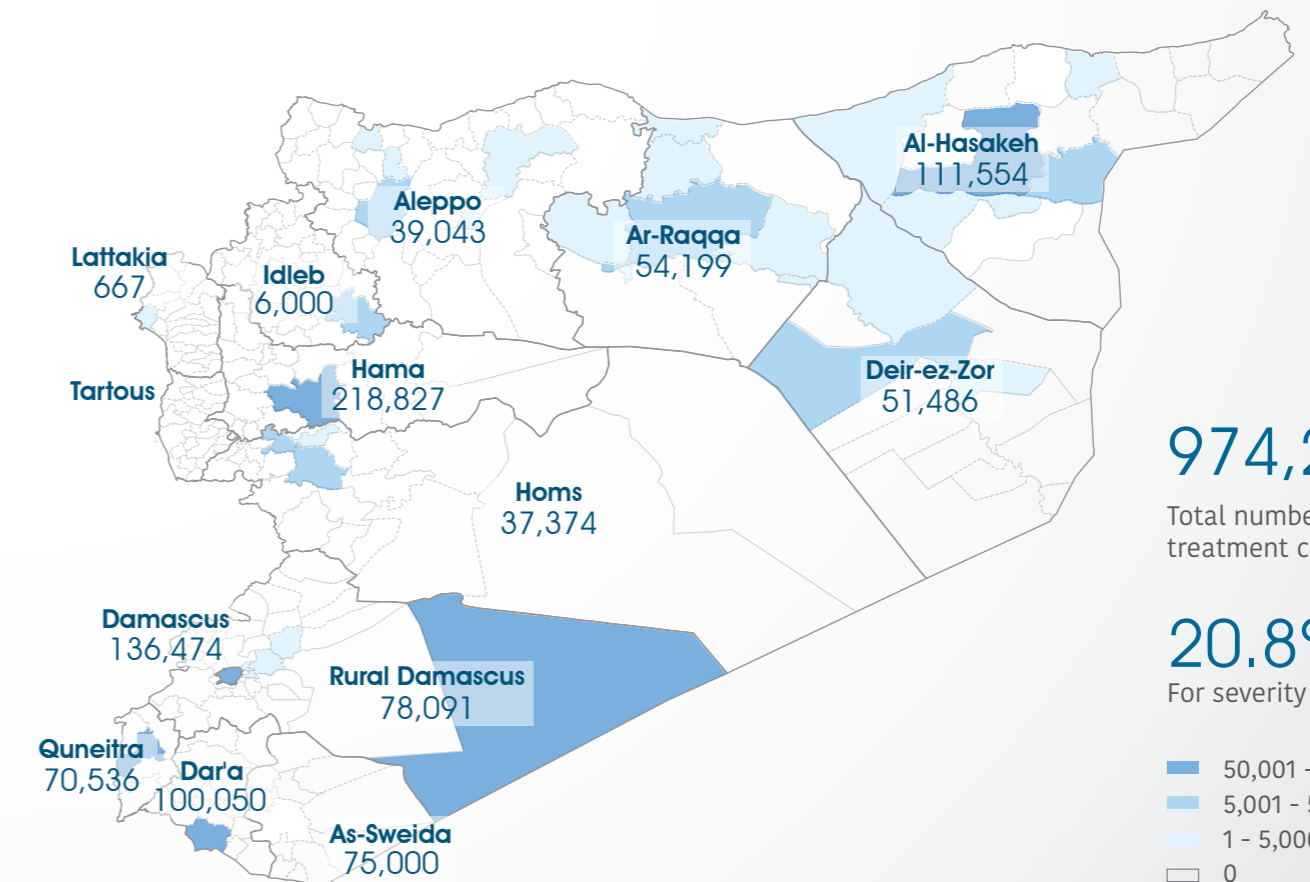
Nutrition



24
Stabilization Centers for treatment of complicated SAM

Number of treatment courses provided at sub-district level

195
Cases for treatment of complicated SAM



974,265
Total number of delivered treatment courses provided

755
Nutrition surveillance centers

96,153
Children screened under 5

Attacks

0
Attacks

0
Health workers killed or injured

20.8%
For severity scale >3 ****

* Based on public hospital received support from WHO

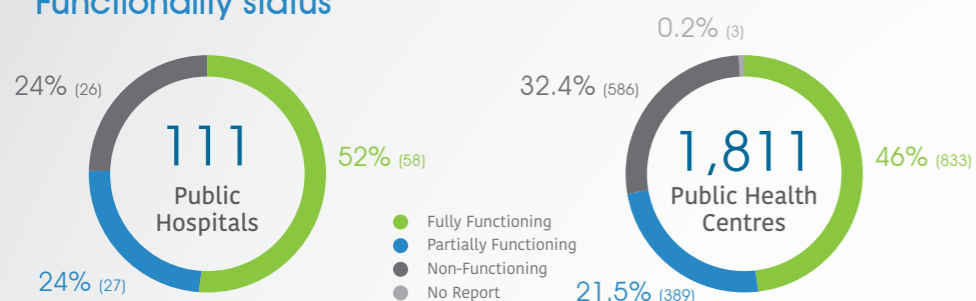
** Other undefined hospitals are supported indirectly throughout MoH and MoHE at central level

*** Percentage of mhGAP previously-trained health professionals, 2014 till now, who received follow-up and/or on-the-job trainings

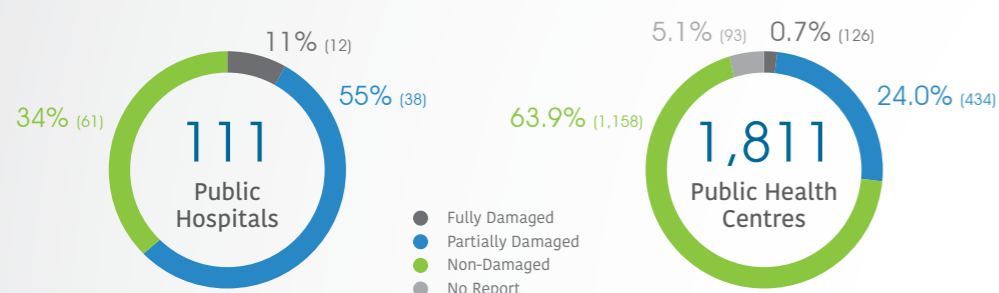
**** Data source: Severity scale December 2018

HeRAMS

Functionality status



Level of damage

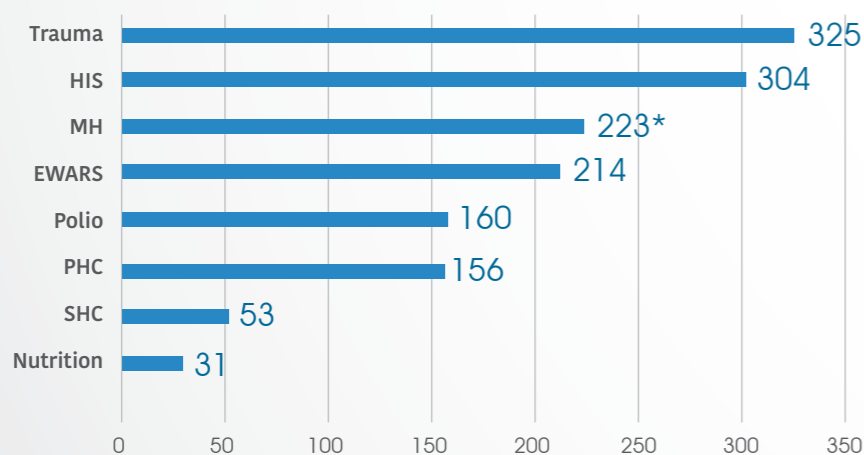


Consultations

Public Hospitals: **618,751**

Public PHCs: **1,041,771**

Healthcare providers trained



1,466 Total of healthcare providers trained

* Number of trainees on MHPSS topics: Number of non-specialized community workers and health care providers received trainings on MHPSS

Operations Support and Logistic

Total deliveries across the country including IA convoy

127
Total number of regular deliveries across the country including IA convoy

147
Total weight (tons) of regular deliveries across the country including IA convoy

Total regular deliveries across the country

126
Total number of regular deliveries

857,967
Total number of delivered treatment courses through out regular deliveries

Total weight (tons) of delivered

16 Medicines

10 Kits

21 Equipment

90 Non-medical supplies (WASH, Nutrition, and others)

137 ALL regular deliveries

IA convoys

1
Total number of IA convoys

75,048
Total number of delivered treatment courses under IA convoys

Total weight (tons) of delivered

1.692 Medicines

5.771 Kits

0.771 Equipment

1.37 Non-medical supplies (WASH, Nutrition, and others)

10 All deliveries under IA convoys

National NGO coordination

13
National NGOs as implementing partners

54,136
PHC outpatient consultations provided by WHO partners

10
Supported PHC centers by WHO implementing partners

41,250
Treatment courses provided by national NGOs

26
Rolled out mobile medical teams

641
Referral cases

6
Supported static medical points

318
Trauma cases supported by WHO partners

16
IDPs camps/settlements covered by WHO partners

2,358
People with disabilities assisted by WHO partners

WASH

● Points tested for drinking water quality

● Drinking water reported points tested and found to be of sub-standard quality

IDPs camps



Uncontrolled sources

