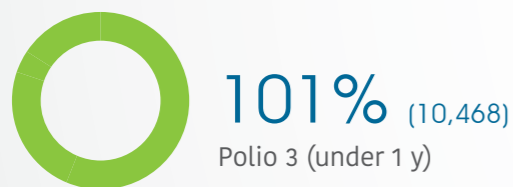
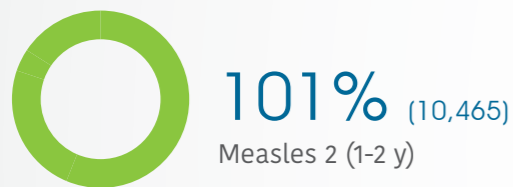
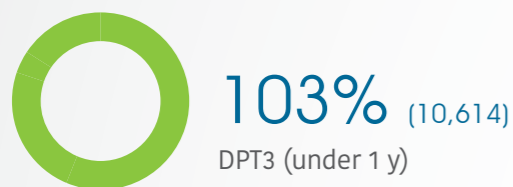


Trauma

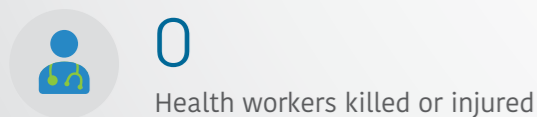
4,815

Trauma cases supported**

Immunization (coverage rate)



Attacks



Primary Health Care

3 (DoH)
Public PHC facilities/DoH received medical equipment and supplies directly by WHO

Health Information

26
Field visits (assessments, supervision, monitoring and evaluation)

Secondary Health Care

6
Hospitals supported directly by WHO with medical equipment and supplies***

Nutrition

4
Stabilization centres are treating patients with severe acute malnutrition (SAM) with medical complications

353
Patients with SAM with medical complications receiving treatment

32
Nutrition surveillance centres

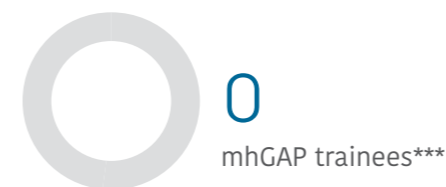
2,387
Children under 5 screened

Mental Health

4,992
Mental health and psychosocial support interventions provided by NGOs

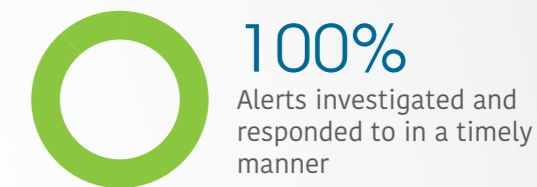
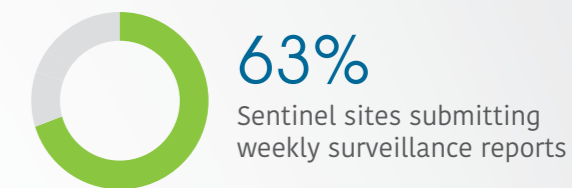
21
Health facilities and community centres providing MHPSS services

34
Schools providing MHPSS services



EWARS

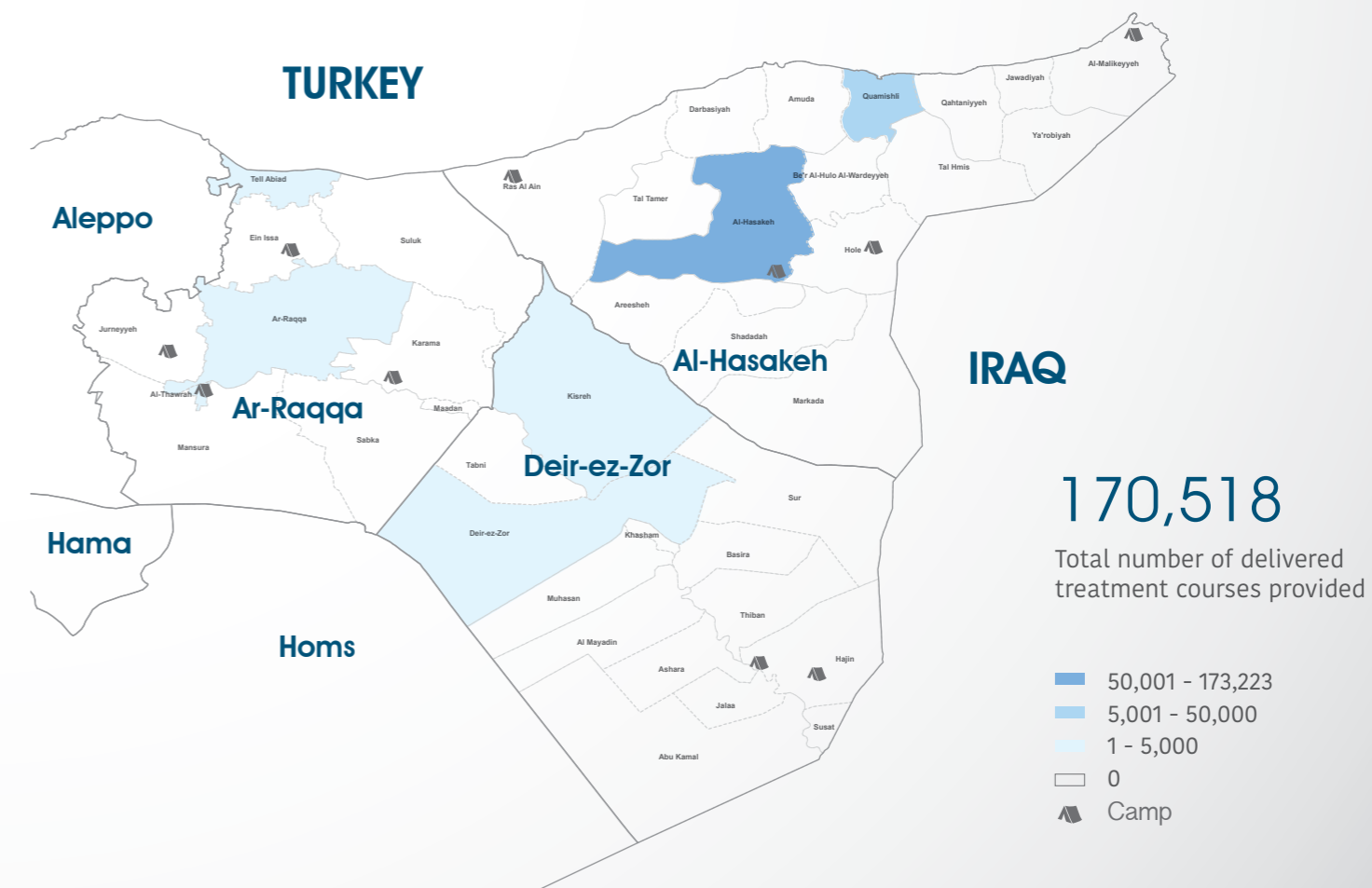
252
Sentinel sites



Top 5 reported morbidities

1. influenza-like illnesses
2. Acute Diarrhoea
3. Leishmaniasis
4. Scabies
5. Acute Jaundice Syndrome

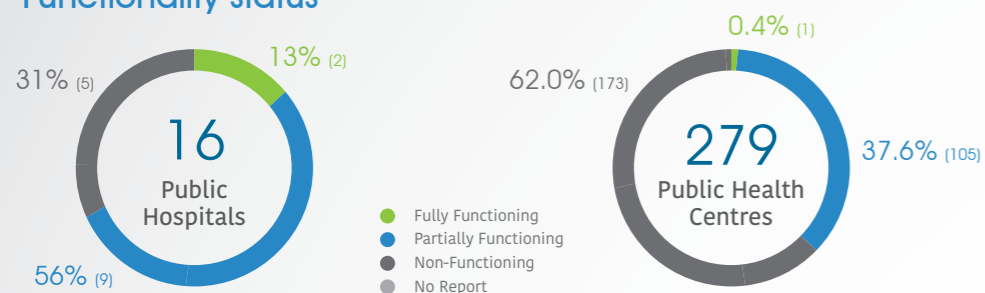
Number of treatment courses provided at sub-district level



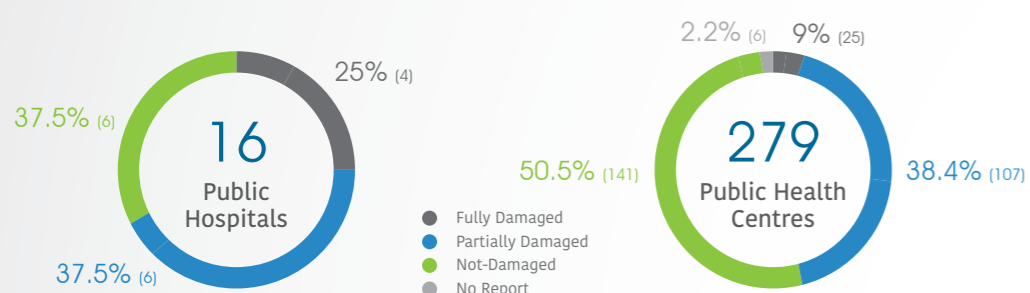
* The data in this infographic are for WHO's hub in Damascus only
 ** Based on public hospital received support from WHO
 *** Other undefined hospitals are supported indirectly throughout MoH and MoHE at central level
 **** At MoH health facilities
 ***** Percentage of mhGAP previously-trained health professionals, 2014 till now, who received follow-up and/or on-the-job trainings

HeRAMS

Functionality status



Level of damage

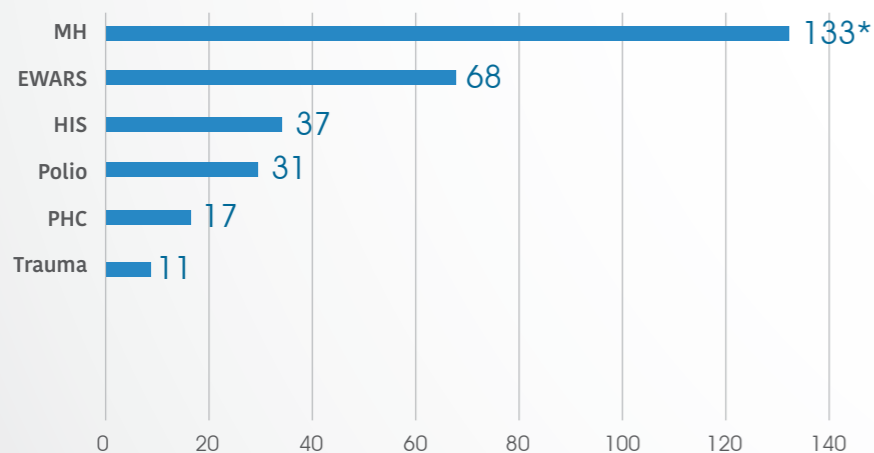


Consultations

Public Hospitals: **37,537**

Public PHC centres: **101,878**

Health care providers trained



297 Total of healthcare providers trained

* Trainees on MHPSS topics : Number of non-specialized community workers and health care providers who received MHPSS training

Operations Support and Logistic

20 Total deliveries across the country including IA convoy

20 Total number of regular deliveries across the country including IA convoy

20 Total regular deliveries across the country

20 Total number of regular deliveries

163,084 Total number of treatment courses delivered

22 Total weight (tons) of supplies delivered

22 Medicines

27 Kits

2 Equipment

2 Non-medical supplies (WASH, Nutriton, and others)

52 ALL regular deliveries

52 Total weight (tons) of regular deliveries across the country including IA convoy

0 Inter-agency convoys

0 Total number of IA convoys

0 Total number of treatment courses delivered

0 Total weight (tons) of supplies delivered

0 Medicines

0 Kits

0 Equipment

0 Non-medical supplies (WASH, Nutriton, and others)

0 All deliveries under IA convoys

National NGO coordination

8 National NGOs as implementing partners

4 Supported PHC centres by WHO implementing partners

7 Mobile medical teams rolled out

5 Static medical points supported

5 IDP camps/settlements covered by WHO partners

WASH

● Points tested for drinking water quality

● Drinking water reported points tested and found to be of sub-standard quality

IDP camps


29,588 PHC outpatient consultations provided by WHO partners

7,434 Treatment courses provided by national NGOs

552 Patients referred for specialized treatment

526 Trauma cases supported by WHO partners

128 People with disabilities assisted by WHO partners



Uncontrolled sources

