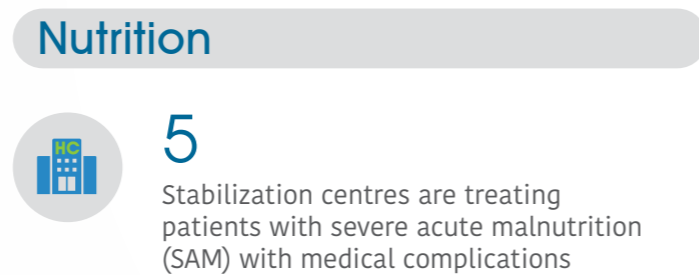
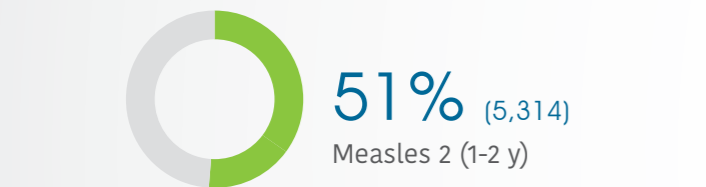
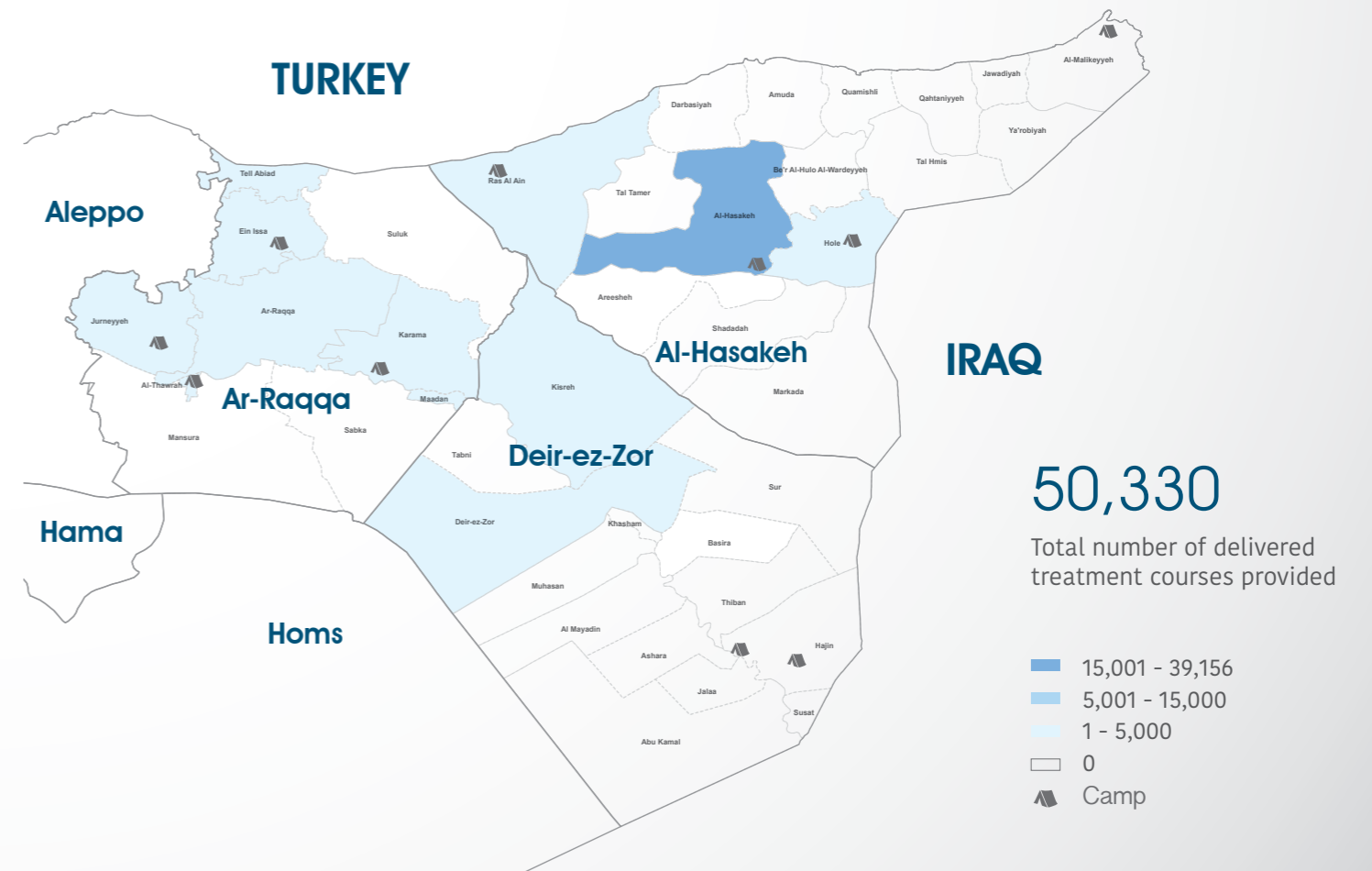
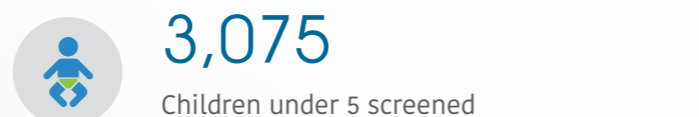
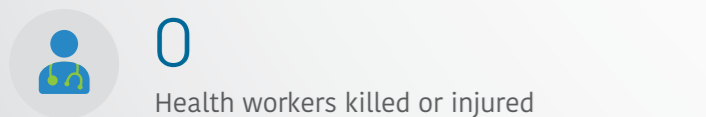

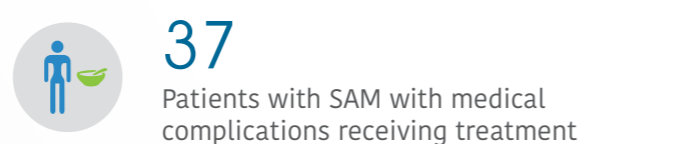
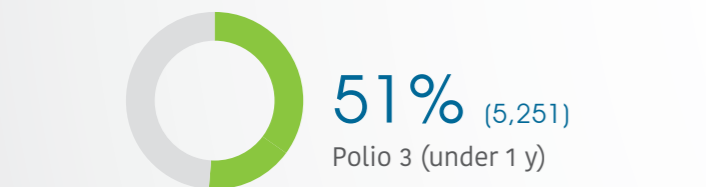


- Top 5 reported morbidities
1. Acute Diarrhoea
  2. influenza-like illnesses
  3. Typhoid
  4. Chicken Pox
  5. Scabies



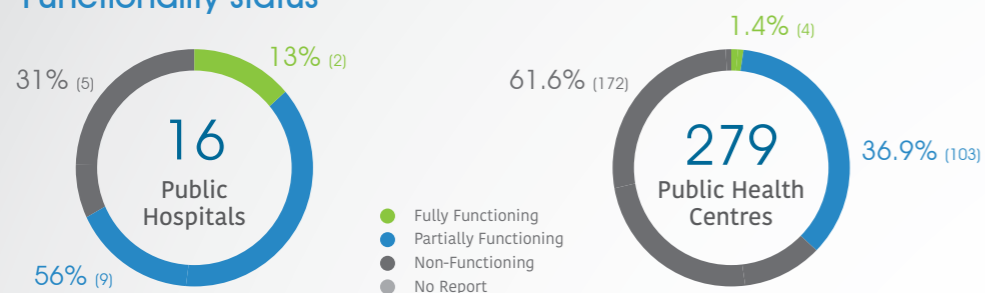
**Number of treatment courses provided at sub-district level**



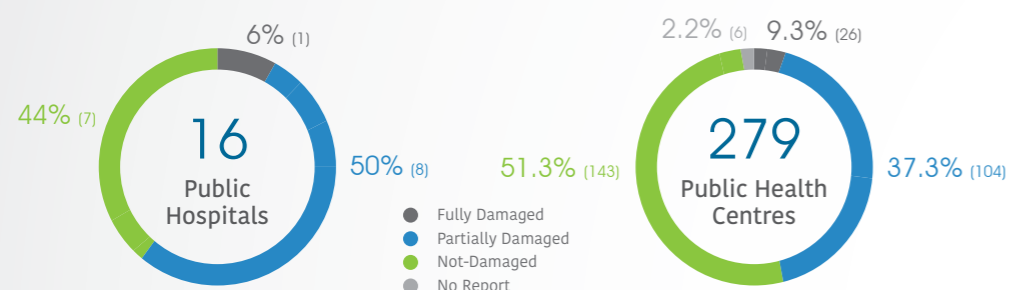
\* The data in this infographic are for WHO's hub in Damascus only  
 \*\* Based on public hospital received support from WHO  
 \*\*\* Other undefined hospitals are supported indirectly throughout MoH and MoHE at central level  
 \*\*\*\* Percentage of mhGAP previously-trained health professionals, 2014 till now, who received follow-up and/or on-the-job trainings

## HeRAMS

### Functionality status



### Level of damage

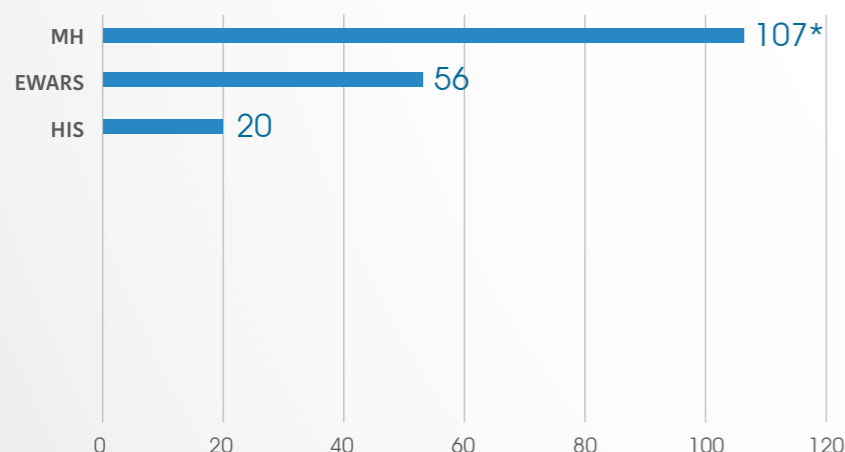


### Consultations

Public Hospitals: **70,666**

Public PHC centres: **99,111**

## Health care providers trained



**183** Total of healthcare providers trained

\* Trainees on MHPSS topics : Number of non-specialized community workers and health care providers who received MHPSS training

## Operations Support and Logistic

**13** Total deliveries across the country including IA convoy

**13** Total number of regular deliveries across the country including IA convoy

**13.00** Total number of regular deliveries

**50,330** Total number of treatment courses delivered

**7.99** Medicines

**1.06** Kits

**0.67** Equipment

**7.79** Non-medical supplies (WASH, Nutriton, and others)

**17.50** ALL regular deliveries

**17** Total weight (tons) of regular deliveries across the country including IA convoy

**0** Inter-agency convoys

**0** Total number of IA convoys

**0** Total number of treatment courses delivered

**0** Medicines

**0** Kits

**0** Equipment

**0** Non-medical supplies (WASH, Nutriton, and others)

**0** All deliveries under IA convoys

## National NGO coordination

**10** National NGOs as implementing partners

**4** Supported PHC centres by WHO implementing partners

**12** Mobile medical teams rolled out

**7** Static medical points supported

**14** IDP camps/settlements covered by WHO partners

**WASH**

● Points tested for drinking water quality

● Drinking water reported points tested and found to be of sub-standard quality

**IDP camps**

**26,978** PHC outpatient consultations provided by WHO partners

**16,587** Treatment courses provided by national NGOs

**142** Patients referred for specialized treatment

**208** Trauma cases supported by WHO partners

**16** People with disabilities assisted by WHO partners

**0/0**

**Uncontrolled sources**

**0/0**