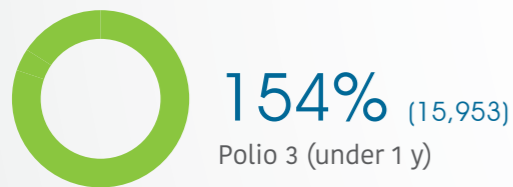
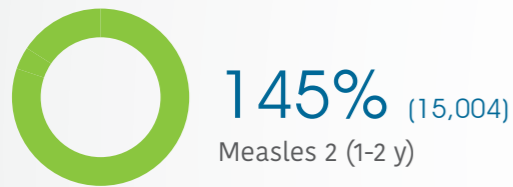
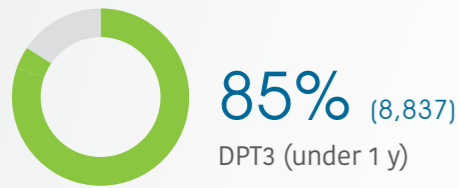


**Trauma**

13,921

Supported trauma cases\*

**Immunization (coverage rate)**



**Attacks**

0  
Attacks

0  
Health workers killed or injured

**Primary Health Care**

3 (DoH)  
Public PHC facilities/DoH received medical equipment and supplies directly by WHO

**Health Information**

15  
Field visits (assessments, supervision, monitoring and evaluation)

**Secondary Health Care**

17  
Hospitals supported with medical equipment and supplies directly by WHO\*\*

**Nutrition**

4  
Stabilization Centers for treatment of complicated SAM

52  
Cases for treatment of complicated SAM

32  
Nutrition surveillance centers

3,771  
Children screened under 5

**Mental Health**

2,601  
Mental health and psychosocial support interventions provided by NGOs

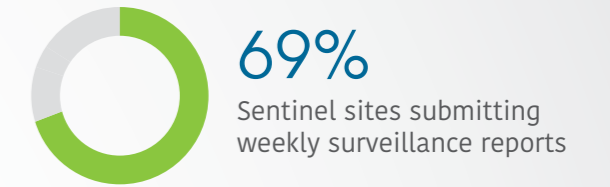
14  
Health facilities and community centers providing MHPSS services

14  
Schools providing MHPSS services

0  
mhGAP trainees\*\*\*

**EWARS**

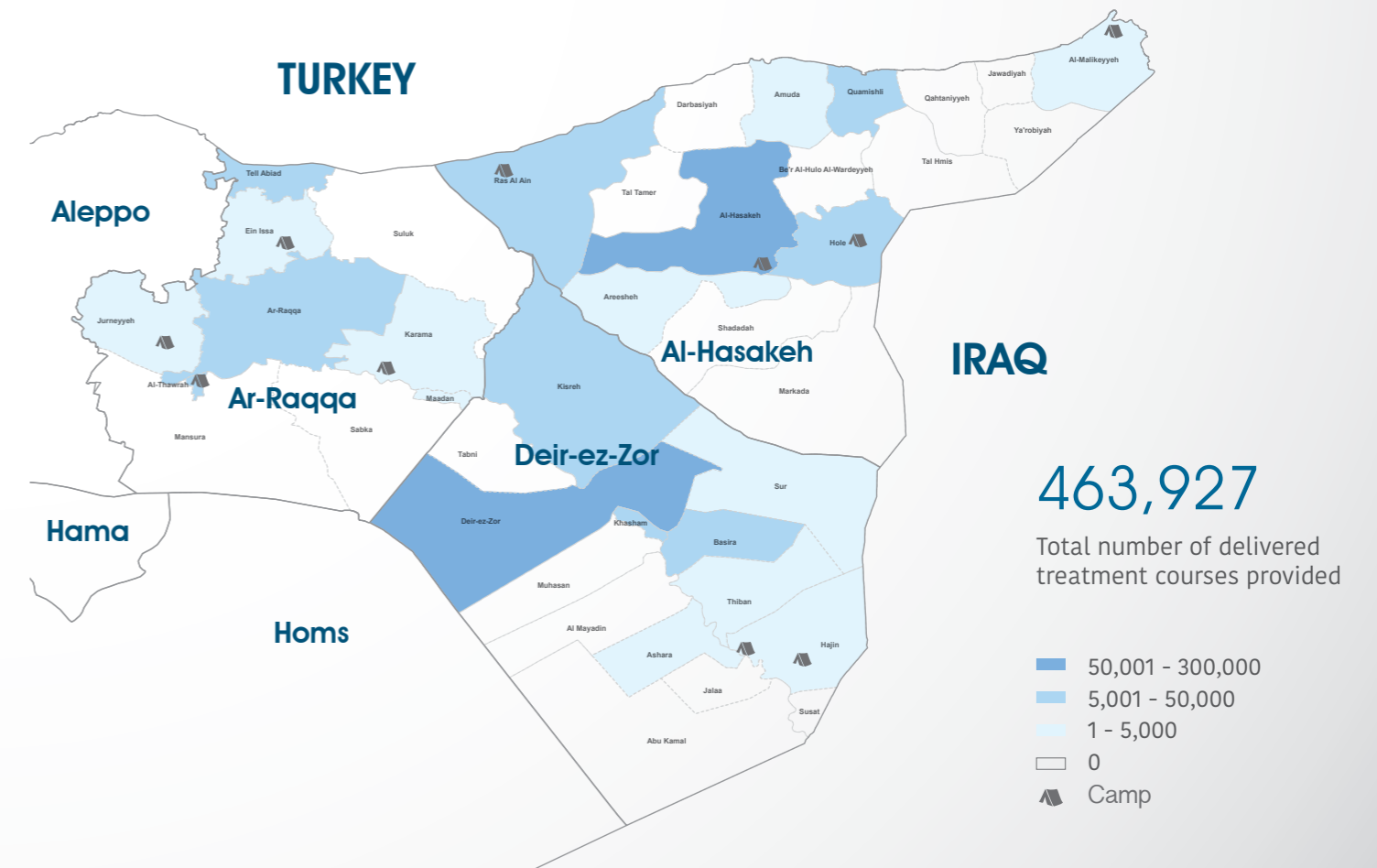
241  
Sentinel sites



Top 5 reported morbidities

1. Acute Diarrhea
2. Influenza like illnesses
3. Leishmaniasis
4. Scabies
5. Acute Jaundice Syndrome

**Number of treatment courses provided at sub-district level**



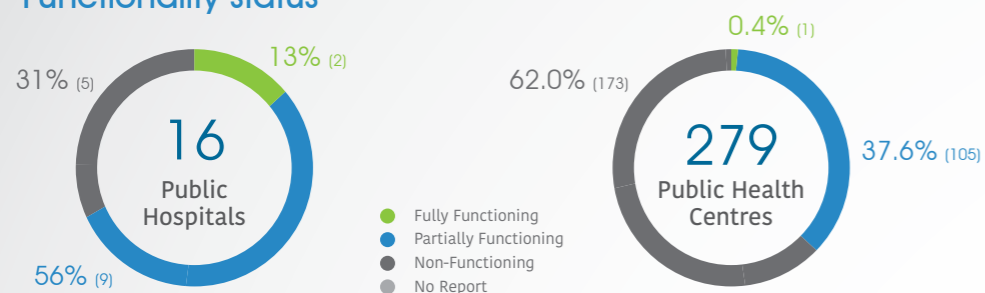
\* Based on public hospital received support from WHO

\*\* Other undefined hospitals are supported indirectly throughout MoH and MoHE at central level

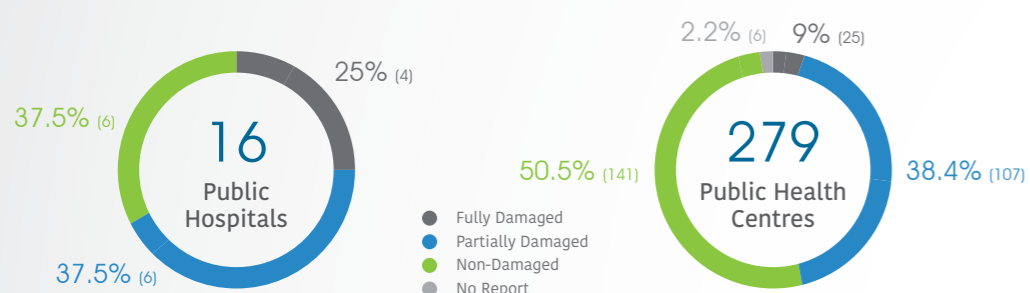
\*\*\* Percentage of mhGAP previously-trained health professionals, 2014 till now, who received follow-up and/or on-the-job trainings

## HeRAMS

### Functionality status



### Level of damage

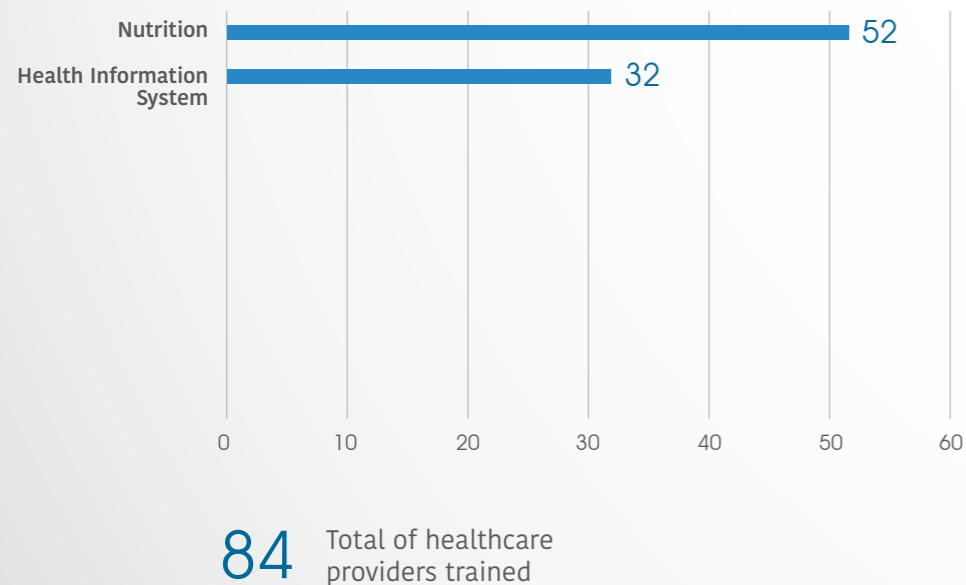


### Consultations

Public Hospitals: **37,537**

Public PHCs: **101,878**

## Healthcare providers trained



## Operations Support and Logistic

**81** Total deliveries across the country including IA convoy

**81** Total number of regular deliveries across the country including IA convoy

**81** Total regular deliveries across the country

**81** Total number of regular deliveries

**439,089** Total number of delivered treatment courses through out regular deliveries

**Total weight (tons) of delivered**

- 30** Medicines
- 9** Kits
- 12** Equipment
- 2** Non-medical supplies (WASH, Nutriton, and others)
- 53** ALL regular deliveries

**53** Total weight (tons) of regular deliveries across the country including IA convoy

**0** IA convoys

**0** Total number of IA convoys

**0** Total number of delivered treatment courses under IA convoys

**Total weight (tons) of delivered**

- 0** Medicines
- 0** Kits
- 0** Equipment
- 0** Non-medical supplies (WASH, Nutriton, and others)
- 0** All deliveries under IA convoys

## National NGO coordination

**8** National NGOs as implementing partners

**3** Supported PHC centers by WHO implementing partners

**15** Rolled out mobile medical teams

**4** Supported static medical points

**13** IDPs camps/settlements covered by WHO partners

**WASH**

- Points tested for drinking water quality
- Drinking water reported points tested and found to be of sub-standard quality

**IDPs camps**

**29,084** PHC outpatient consultations provided by WHO partners

**24,838** Treatment courses provided by national NGOs

**504** Referral cases

**249** Trauma cases supported by WHO partners

**42** People with disabilities assisted by WHO partners

**0/0**

**Uncontrolled sources**

**0/0**