



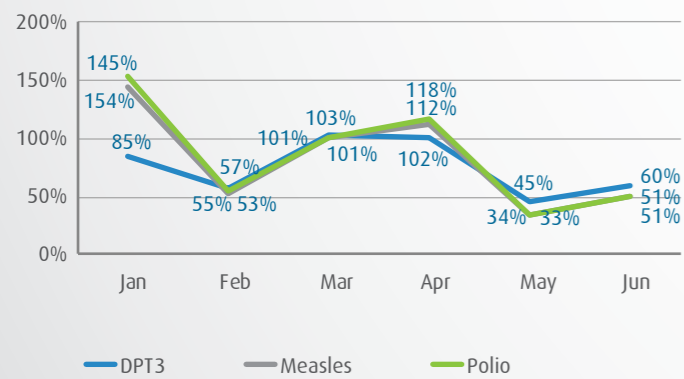
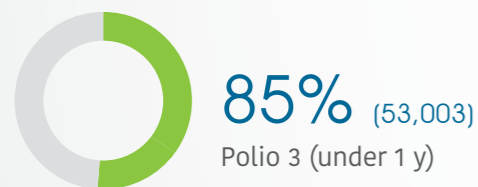
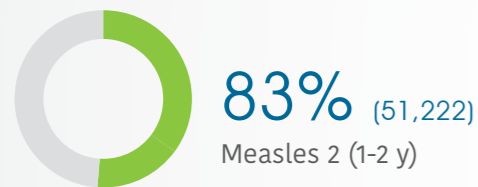
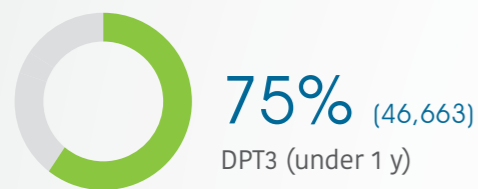
Trauma

40,032

Trauma cases supported\*\*



Immunization (coverage rate)

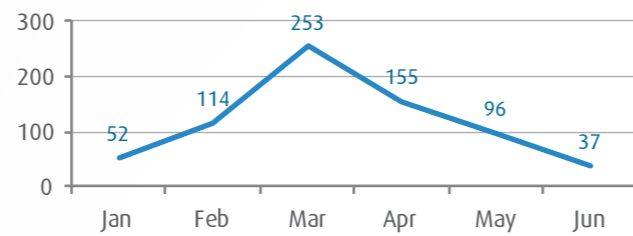


Nutrition



707

Patients with SAM with medical complications receiving treatment



32

Nutrition surveillance centres



WASH

- Points tested for drinking water quality
- Drinking water reported points tested and found to be of sub-standard quality

IDP camps



Uncontrolled sources



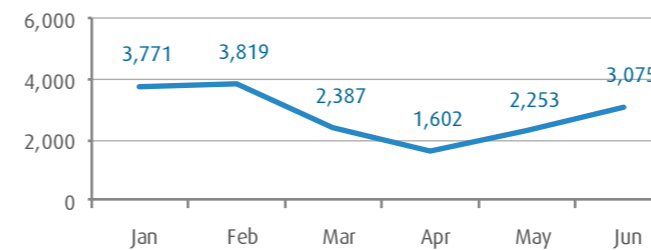
5

Stabilization centres are treating patients with severe acute malnutrition (SAM) with medical complications



16,907

Children under 5 screened



Mental Health

34,320

Mental health and psychosocial support interventions provided by NGOs

0

Mental health and psychosocial support interventions provided\*\*\*\*

21

Health facilities and community centres providing MHPSS services

104

Schools providing MHPSS services



Primary Health Care

3 (DoH)

Public PHC facilities/DoH received medical equipment and supplies directly by WHO



Health Information

124

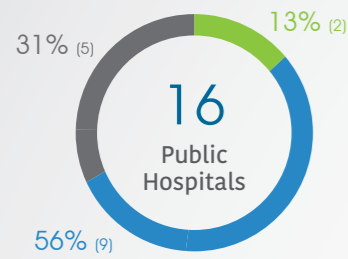
Field visits (assessments, supervision, monitoring and evaluation)

\* The data in this infographic are for WHO's hub in Damascus only  
\*\* Based on public hospital received support from WHO

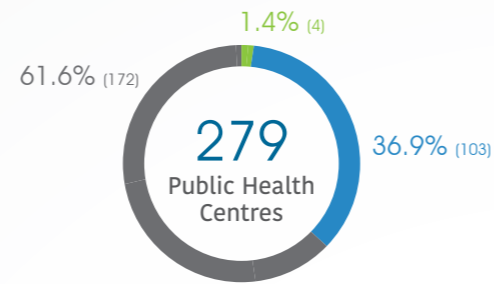
\*\*\* Other undefined hospitals are supported indirectly throughout MoH and MoHE at central level  
\*\*\*\* Percentage of mhGAP previously-trained health professionals, 2014 till now, who received follow-up and/or on-the-job trainings

# HeRAMS

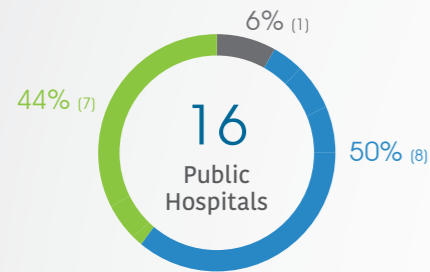
## Functionality status



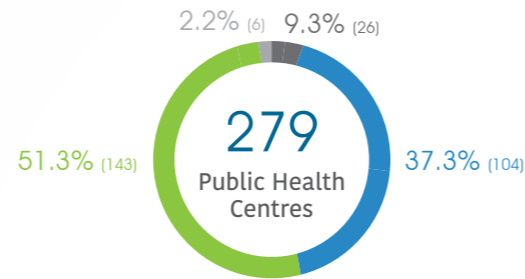
- Fully Functioning
- Partially Functioning
- Non-Functioning
- No Report



## Level of damage



- Fully Damaged
- Partially Damaged
- Not-Damaged
- No Report



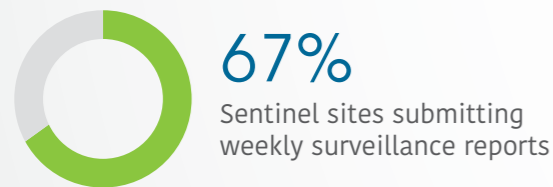
## Consultations

Public Hospitals  
**329,569**

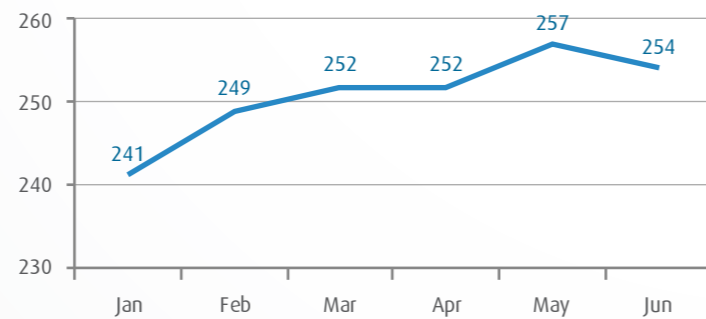
Public PHC centres  
**602,966**



## EWARS



257 Sentinel sites

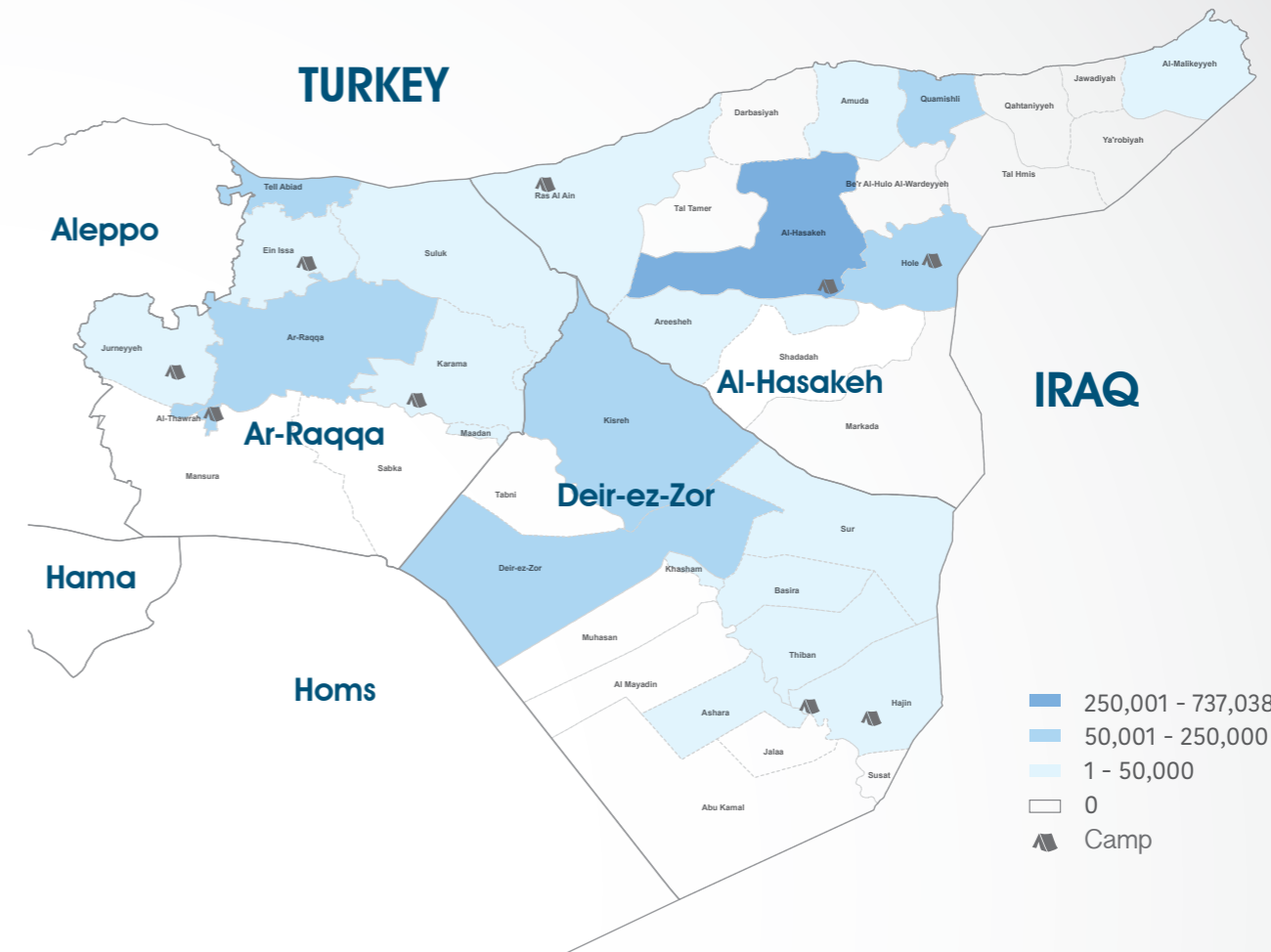


### Top 5 reported morbidities

1. influenza-like illnesses
2. Acute Diarrhoea
3. Leishmaniasis
4. Scabies
5. Acute Jaundice Syndrome



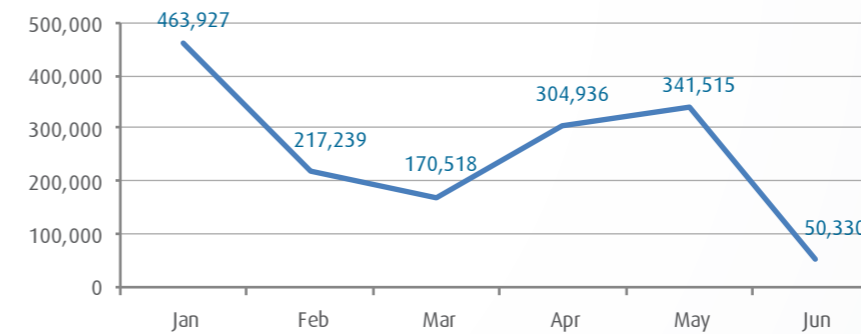
# Number of treatment courses provided at sub-district level



- 250,001 - 737,038
- 50,001 - 250,000
- 1 - 50,000
- 0
- Camp

**1,548,466**

Total number of delivered treatment courses provided



## Attacks

0 Attacks

0 Health workers killed or injured

## H

## Secondary Health Care

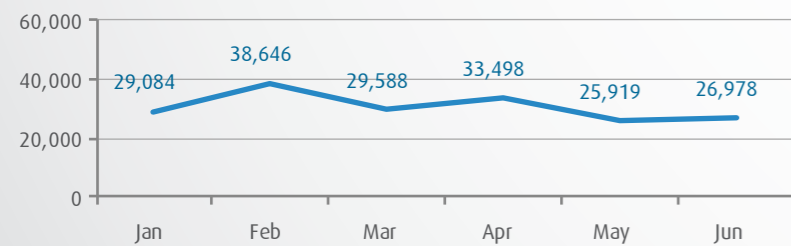
21 Hospitals supported directly by WHO with medical equipment and supplies\*\*\*

\* Data source: Severity scale December 2018

## National NGO coordination



 **183,713**  
PHC outpatient consultations provided by WHO partners

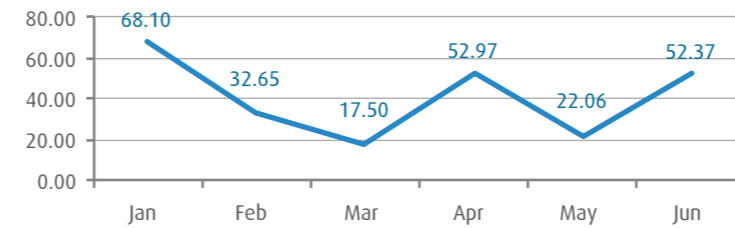


## Operations Support and Logistic

 **Total deliveries across the country including IA convoy**

**201**  
Total number of regular deliveries across the country including IA convoy

**246**  
Total weight (tons) of regular deliveries across the country including IA convoy



 **Total regular deliveries across the country**

**201**  
Total number of regular deliveries

**1,432,125**  
Total number of treatment courses delivered

**Total weight (tons) of supplies delivered**

- 79** Medicines
- 75** Kits
- 33** Equipment
- 58** Non-medical supplies (WASH, Nutriton, and others)
- 246** ALL regular deliveries

 **Inter-agency convoys**

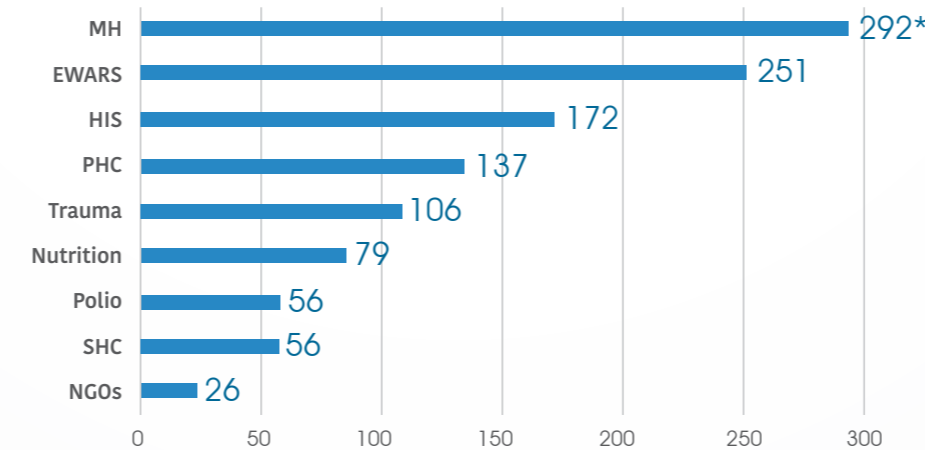
**0**  
Total number of IA convoys

**0**  
Total number of treatment courses delivered

**Total weight (tons) of supplies delivered**

- 0** Medicines
- 0** Kits
- 0** Equipment
- 0** Non-medical supplies (WASH, Nutriton, and others)
- 0** All deliveries under IA convoys

## Health care providers trained



\* Trainees on MHPSS topics : Number of non-specialized community workers and health care providers who received MHPSS training

**1,175** Total of healthcare providers trained

