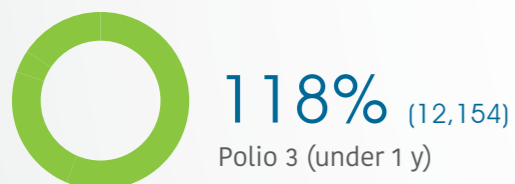
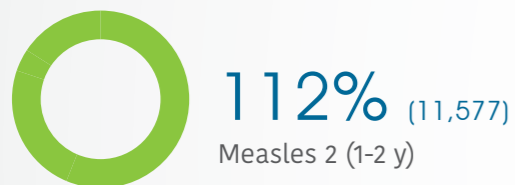
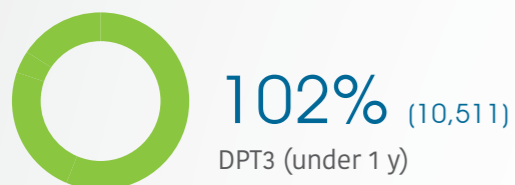


**Trauma**

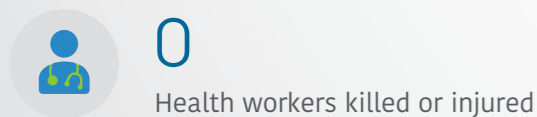
2,314

Trauma cases supported\*\*

**Immunization (coverage rate)**



**Attacks**



**Primary Health Care**

3 (DoH)

Public PHC facilities/DoH received medical equipment and supplies directly by WHO

**Health Information**

16

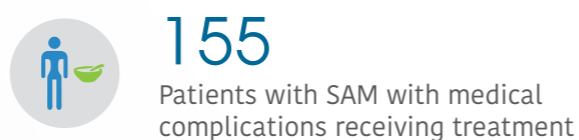
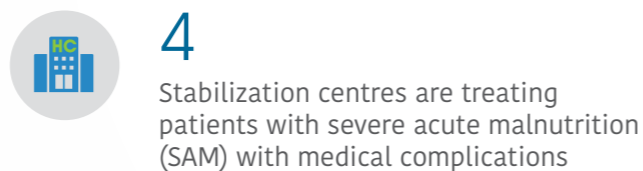
Field visits (assessments, supervision, monitoring and evaluation)

**Secondary Health Care**

10

Hospitals supported directly by WHO with medical equipment and supplies\*\*\*

**Nutrition**



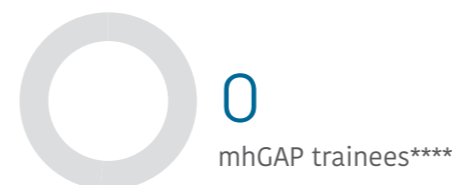
**Mental Health**

7,396

Mental health and psychosocial support interventions provided by NGOs

21  
Health facilities and community centres providing MHPSS services

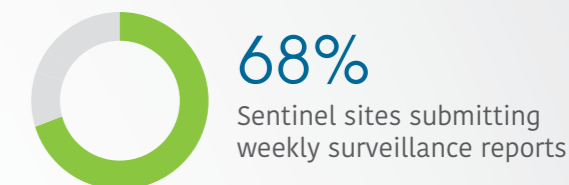
34  
Schools providing MHPSS services



**EWARS**

252

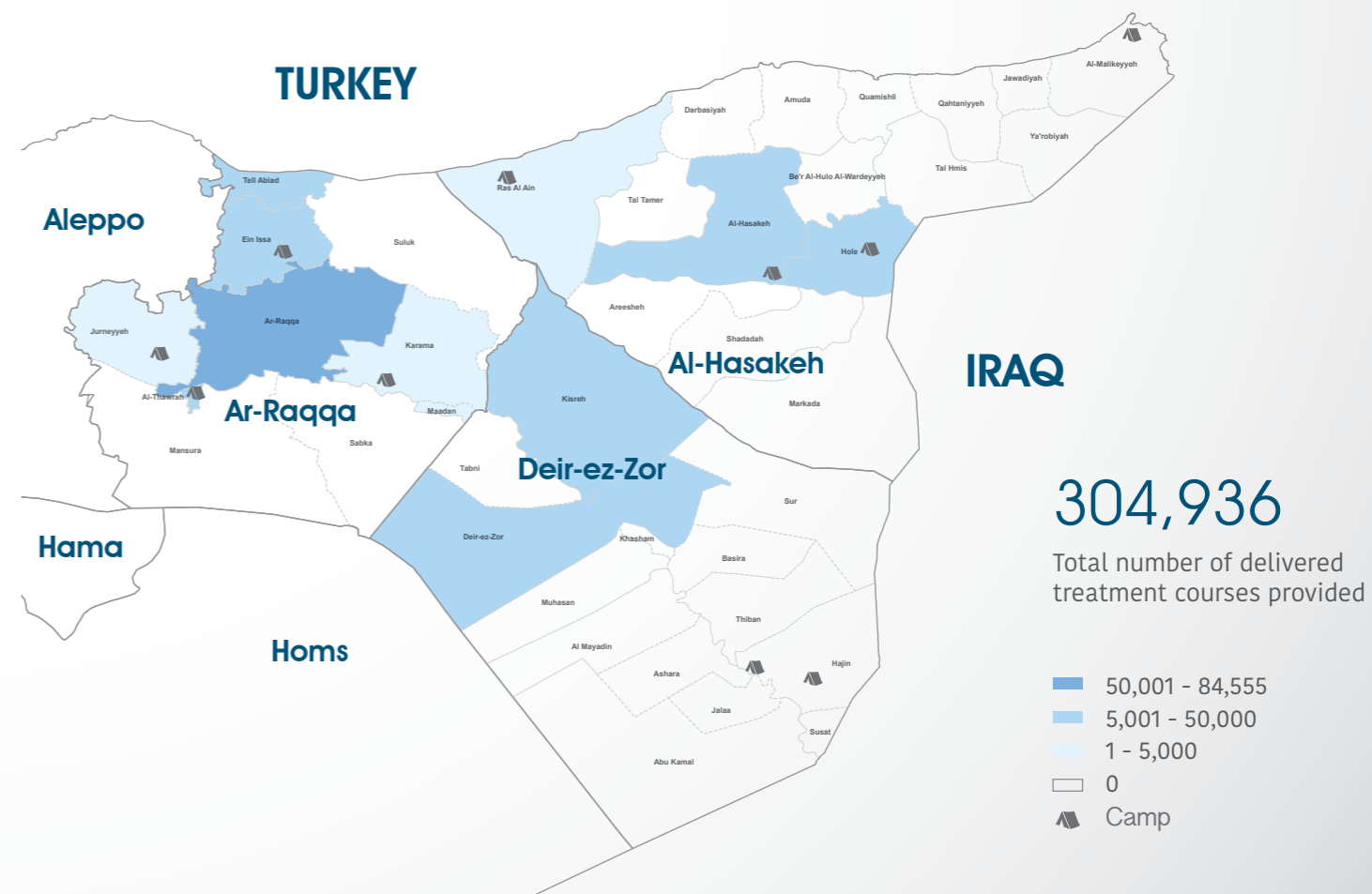
Sentinel sites



Top 5 reported morbidities

1. influenza-like illnesses
2. Acute Diarrhoea
3. Leishmaniasis
4. Scabies
5. Chicken Pox

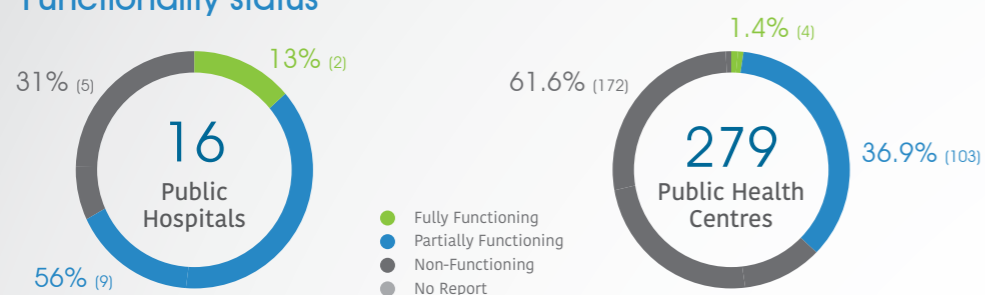
**Number of treatment courses provided at sub-district level**



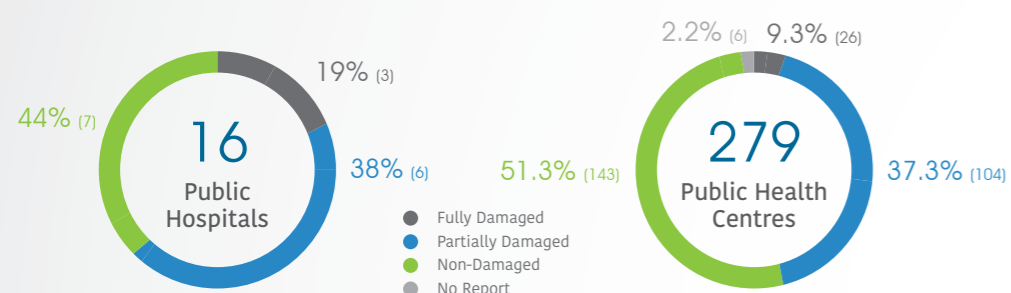
\* The data in this infographic are for WHO's hub in Damascus only  
 \*\* Based on public hospital received support from WHO  
 \*\*\* Other undefined hospitals are supported indirectly throughout MoH and MoHE at central level  
 \*\*\*\* Percentage of mhGAP previously-trained health professionals, 2014 till now, who received follow-up and/or on-the-job trainings

## HeRAMS

### Functionality status



### Level of damage

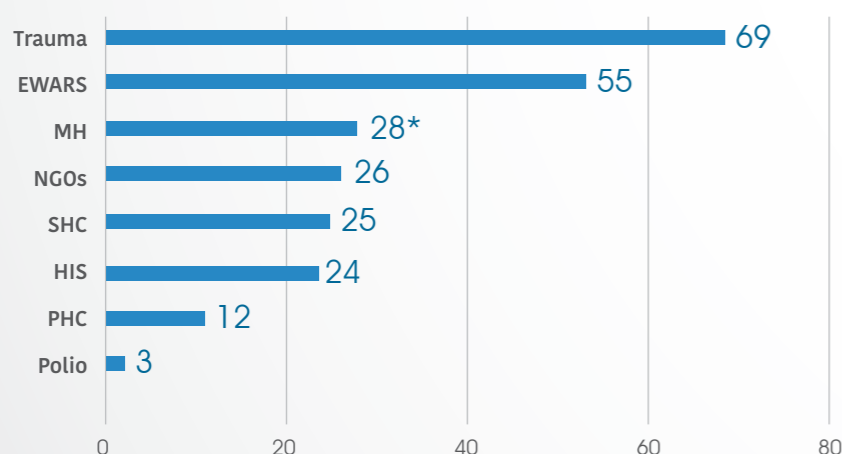


### Consultations

Public Hospitals: **73,146**

Public PHC centres: **99,111**

## Health care providers trained



**242** Total of healthcare providers trained

\* Trainees on MHPSS topics : Number of non-specialized community workers and health care providers who received MHPSS training

## Operations Support and Logistic

**26** Total deliveries across the country including IA convoy

**26** Total number of regular deliveries across the country including IA convoy

**26** Total regular deliveries across the country

**26** Total number of regular deliveries

**288,057** Total number of treatment courses delivered

**Total weight (tons) of supplies delivered**

**8** Medicines

**20** Kits

**6** Equipment

**35** Non-medical supplies (WASH, Nutriton, and others)

**68** ALL regular deliveries

**68** Total weight (tons) of regular deliveries across the country including IA convoy

**0** Inter-agency convoys

**0** Total number of IA convoys

**0** Total number of treatment courses delivered

**Total weight (tons) of supplies delivered**

**0** Medicines

**0** Kits

**0** Equipment

**0** Non-medical supplies (WASH, Nutriton, and others)

**0** All deliveries under IA convoys

## National NGO coordination

**8** National NGOs as implementing partners

**4** Supported PHC centres by WHO implementing partners

**9** Mobile medical teams rolled out

**7** Static medical points supported

**12** IDP camps/settlements covered by WHO partners

**WASH**

● Points tested for drinking water quality

● Drinking water reported points tested and found to be of sub-standard quality

**IDP camps**


**33,498** PHC outpatient consultations provided by WHO partners

**16,879** Treatment courses provided by national NGOs

**805** Patients referred for specialized treatment

**450** Trauma cases supported by WHO partners

**6** People with disabilities assisted by WHO partners



**Uncontrolled sources**

