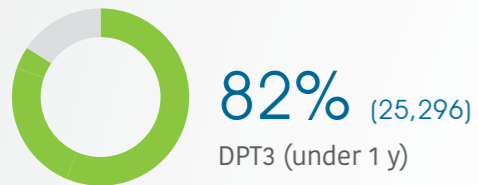


Trauma

31,267
Trauma cases supported**

Immunization (coverage rate)



Attacks

0
Attacks

0
Health workers killed or injured

Primary Health Care

3 (DoH)
Public PHC facilities/DoH received medical equipment and supplies directly by WHO

Health Information

59
Field visits (assessments, supervision, monitoring and evaluation)

Secondary Health Care

18
Hospitals supported directly by WHO with medical equipment and supplies***

Nutrition

4
Stabilization centres are treating patients with severe acute malnutrition (SAM) with medical complications

419
Patients with SAM with medical complications receiving treatment

32
Nutrition surveillance centres

9,977
Children under 5 screened

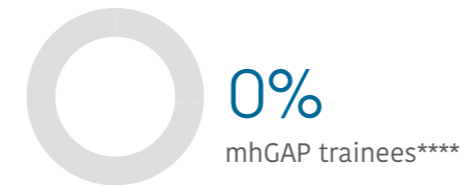
Mental Health

19,184
Mental health and psychosocial support interventions provided by NGOs

0
Mental health and psychosocial support interventions provided***

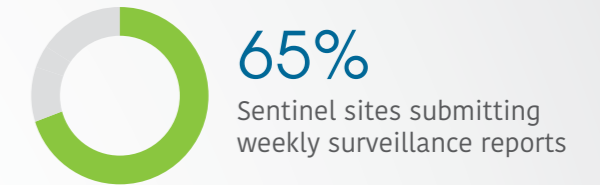
21
Health facilities and community centres providing MHPSS services

34
Schools providing MHPSS services



EWARS

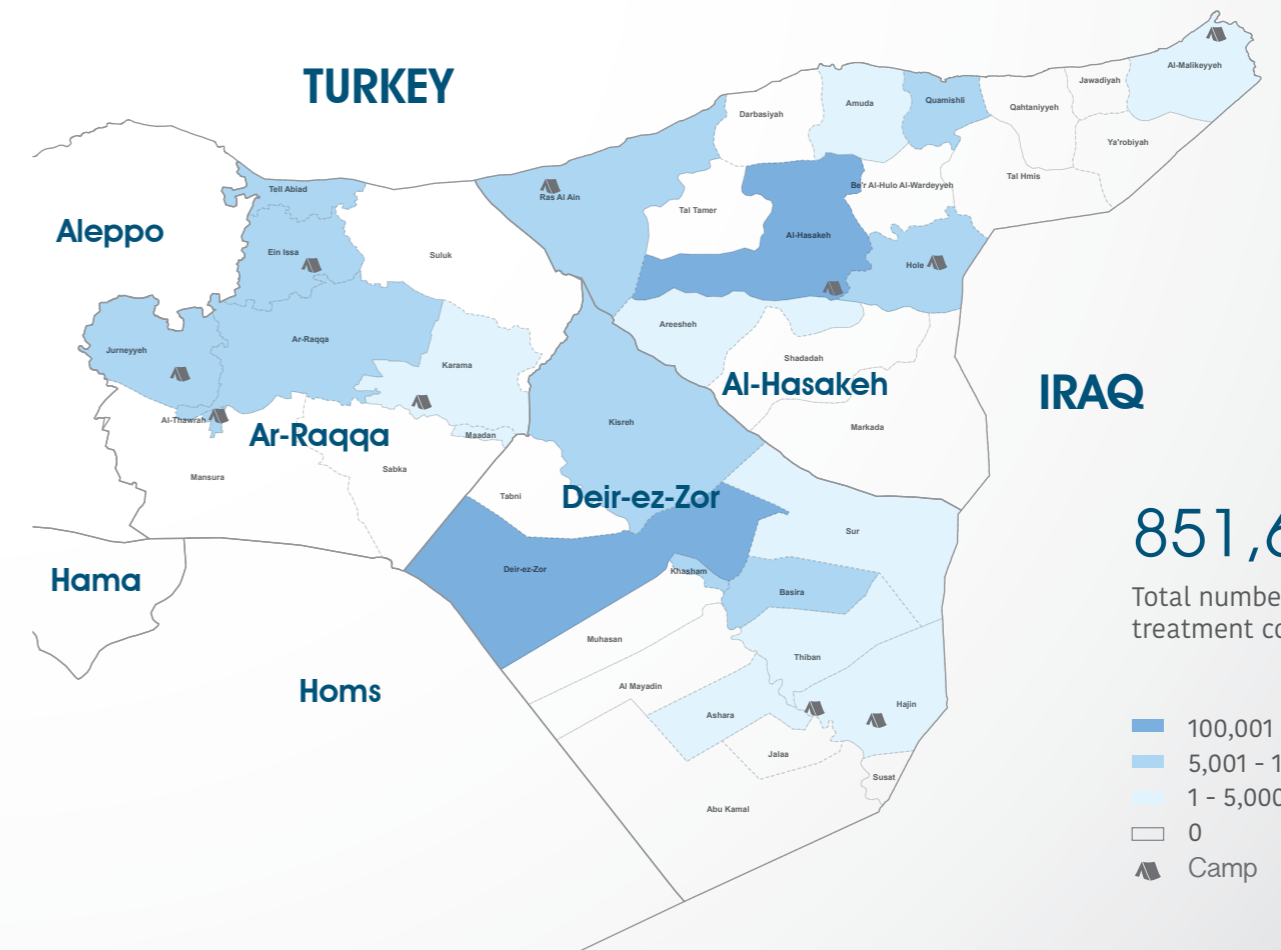
252
Sentinel sites



Top 5 reported morbidities

1. influenza-like illnesses
2. Acute Diarrhoea
3. Leishmaniasis
4. Scabies
5. Acute Jaundice Syndrome

Number of treatment courses provided at sub-district level



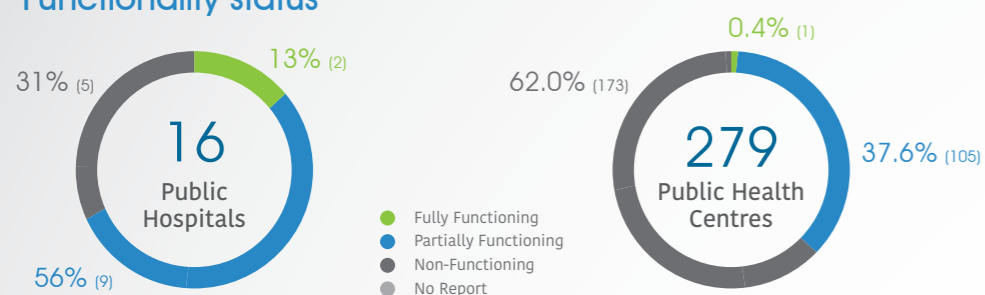
851,685
Total number of delivered treatment courses provided

- 100,001 - 582,507
- 5,001 - 100,000
- 1 - 5,000
- 0
- Camp

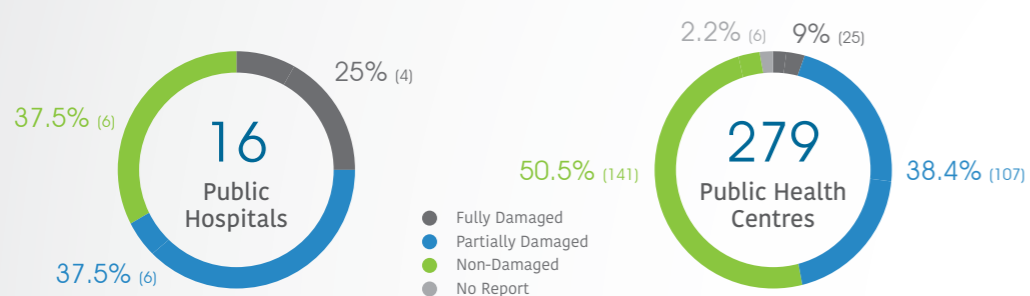
* The data in this infographic are for WHO's hub in Damascus only
 ** Based on public hospital received support from WHO
 *** Other undefined hospitals are supported indirectly throughout MoH and MoHE at central level
 **** At MoH health facilities
 ***** Percentage of mhGAP previously-trained health professionals, 2014 till now, who received follow-up and/or on-the-job trainings

HeRAMS

Functionality status



Level of damage

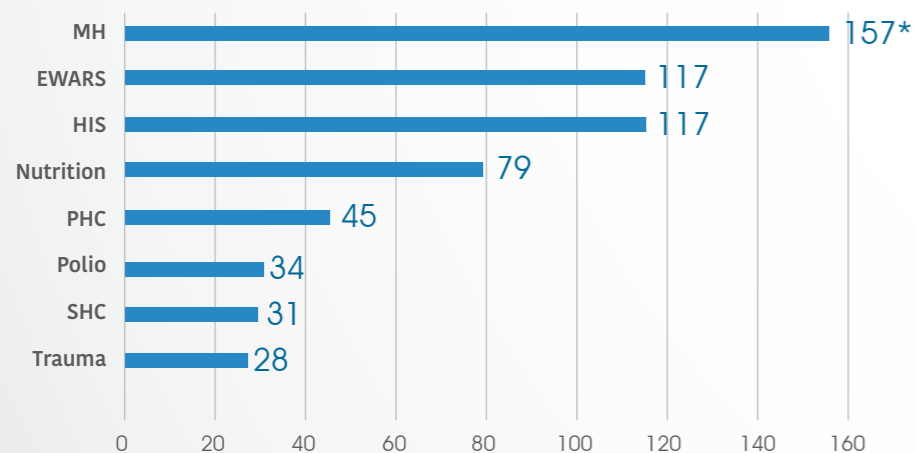


Consultations

Public Hospitals: **112,611**

Public PHC centres: **305,633**

Health care providers trained



608 Total of healthcare providers trained

* Trainees on MHPSS topics : Number of non-specialized community workers and health care providers who received MHPSS training

Operations Support and Logistic

133 Total deliveries across the country including IA convoy

133 Total number of regular deliveries across the country including IA convoy

133 Total regular deliveries across the country

133 Total number of regular deliveries

784,409 Total number of treatment courses delivered

56.74 Total weight (tons) of supplies delivered

40 Medicines

40 Kits

26 Equipment

4,545 Non-medical supplies (WASH, Nutrition, and others)

127 ALL regular deliveries

National NGO coordination

8 National NGOs as implementing partners

5 Supported PHC centres by WHO implementing partners

15 Mobile medical teams rolled out

6 Static medical points supported

13 IDP camps/settlements covered by WHO partners

167 Beneficiaries of raising awareness activities

97,318 PHC outpatient consultations provided by WHO partners

67,275 Treatment courses provided by national NGOs

1,544 Patients referred for specialized treatment

1,071 Trauma cases supported by WHO partners

206 People with disabilities assisted by WHO partners

WASH

- Points tested for drinking water quality
- Drinking water reported points tested and found to be of sub-standard quality

0/0 IDP camps

0/0 Uncontrolled sources

127 Total weight (tons) of regular deliveries across the country including IA convoy

0 Inter-agency convoys

0 Total number of IA convoys

0 Total number of treatment courses delivered

0 Total weight (tons) of supplies delivered

0 Medicines

0 Kits

0 Equipment

0 Non-medical supplies (WASH, Nutrition, and others)

0 All deliveries under IA convoys