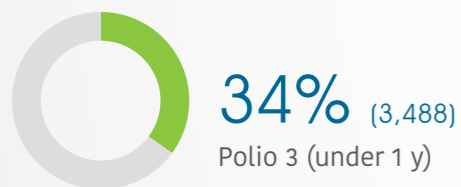
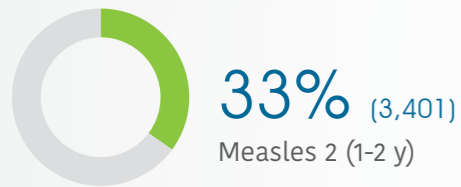
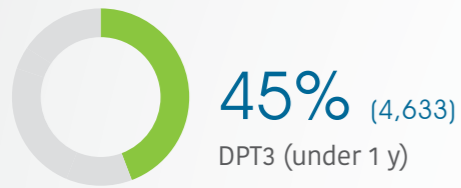


Trauma

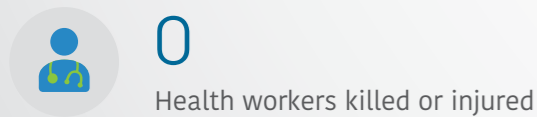
6,147

Trauma cases supported**

Immunization (coverage rate)



Attacks



Primary Health Care

1 (DoH)
Public PHC facilities/DoH received medical equipment and supplies directly by WHO

Health Information

22
Field visits (assessments, supervision, monitoring and evaluation)

Secondary Health Care

12
Hospitals supported directly by WHO with medical equipment and supplies***

Nutrition

4
Stabilization centres are treating patients with severe acute malnutrition (SAM) with medical complications

96
Patients with SAM with medical complications receiving treatment

32
Nutrition surveillance centres

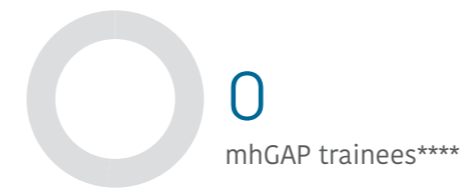
2,253
Children under 5 screened

Mental Health

3,405
Mental health and psychosocial support interventions provided by NGOs

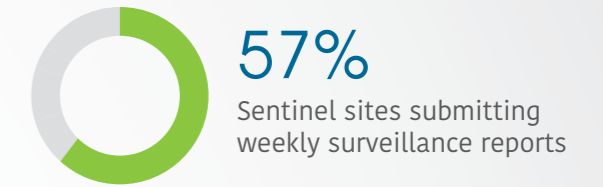
21
Health facilities and community centres providing MHPSS services

34
Schools providing MHPSS services



EWARS

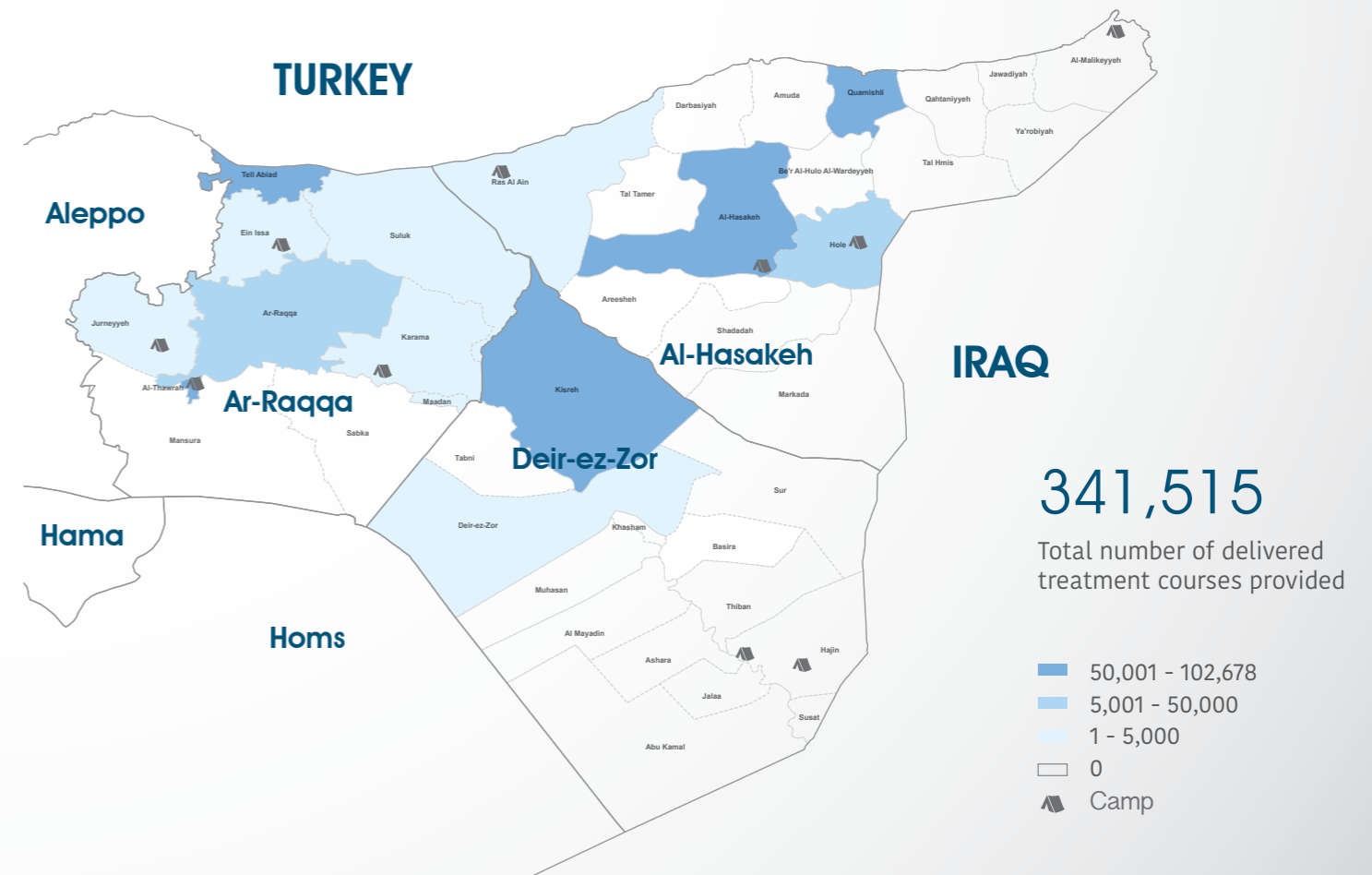
48
Sentinel sites



Top 5 reported morbidities

1. Acute Diarrhoea
2. influenza-like illnesses
3. Acute Jaundice Syndrome
4. Mumps
5. Bloody Diarrhoea

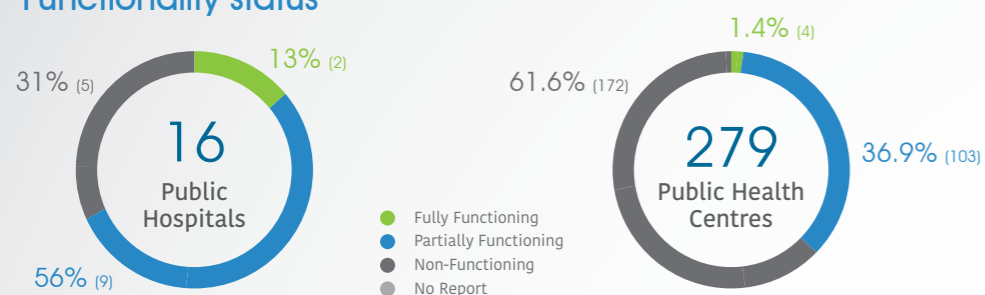
Number of treatment courses provided at sub-district level



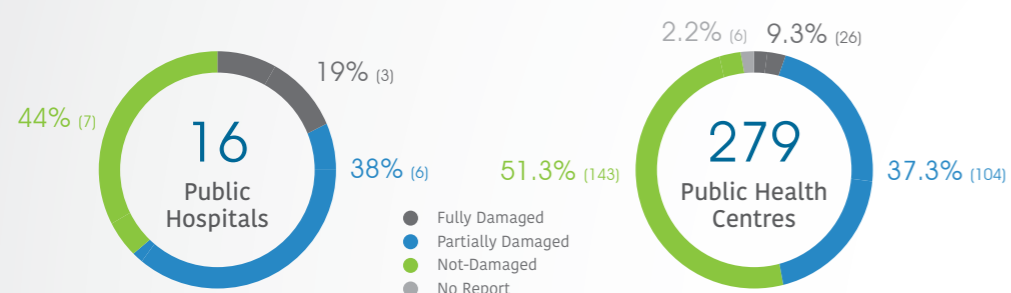
* The data in this infographic are for WHO's hub in Damascus only
 ** Based on public hospital received support from WHO
 *** Other undefined hospitals are supported indirectly throughout MoH and MoHE at central level
 **** Percentage of mhGAP previously-trained health professionals, 2014 till now, who received follow-up and/or on-the-job trainings

HeRAMS

Functionality status



Level of damage

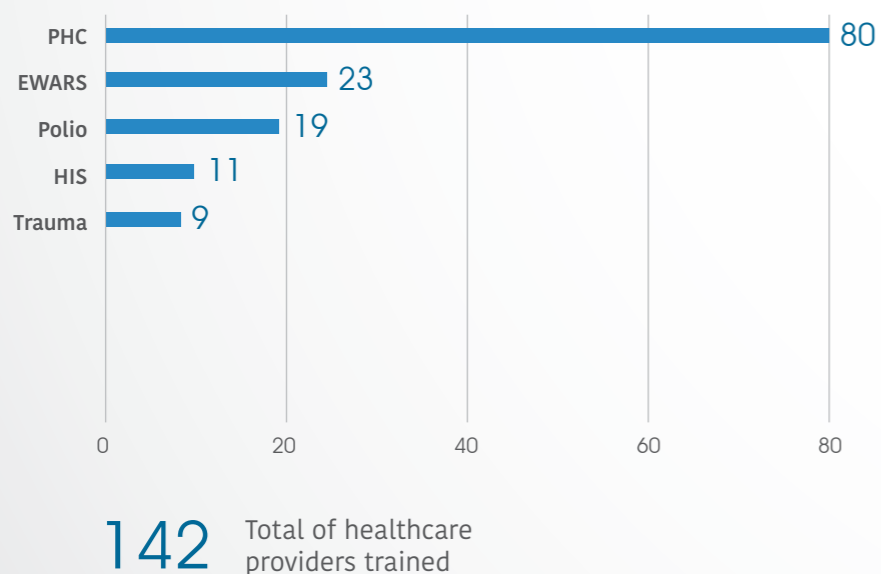


Consultations

Public Hospitals: **73,146**

Public PHC centres: **99,111**

Health care providers trained



Operations Support and Logistic

29 Total deliveries across the country including IA convoy

29 Total number of regular deliveries across the country including IA convoy

29.00 Total regular deliveries across the country

29.00 Total number of regular deliveries

341,515 Total number of treatment courses delivered

6.63 Total weight (tons) of supplies delivered

14.40 Medicines

0.51 Kits

11.11 Equipment

32.65 Non-medical supplies (WASH, Nutriton, and others)

0 ALL regular deliveries

33 Total weight (tons) of regular deliveries across the country including IA convoy

0 Inter-agency convoys

0 Total number of IA convoys

0 Total number of treatment courses delivered

0 Total weight (tons) of supplies delivered

0 Medicines

0 Kits

0 Equipment

0 Non-medical supplies (WASH, Nutriton, and others)

0 All deliveries under IA convoys

National NGO coordination

8 National NGOs as implementing partners

4 Supported PHC centres by WHO implementing partners

10 Mobile medical teams rolled out

7 Static medical points supported

10 IDP camps/settlements covered by WHO partners

WASH

● Points tested for drinking water quality

● Drinking water reported points tested and found to be of sub-standard quality

IDP camps

25,919 PHC outpatient consultations provided by WHO partners

15,599 Treatment courses provided by national NGOs

364 Patients referred for specialized treatment

640 Trauma cases supported by WHO partners

9 People with disabilities assisted by WHO partners

Uncontrolled sources