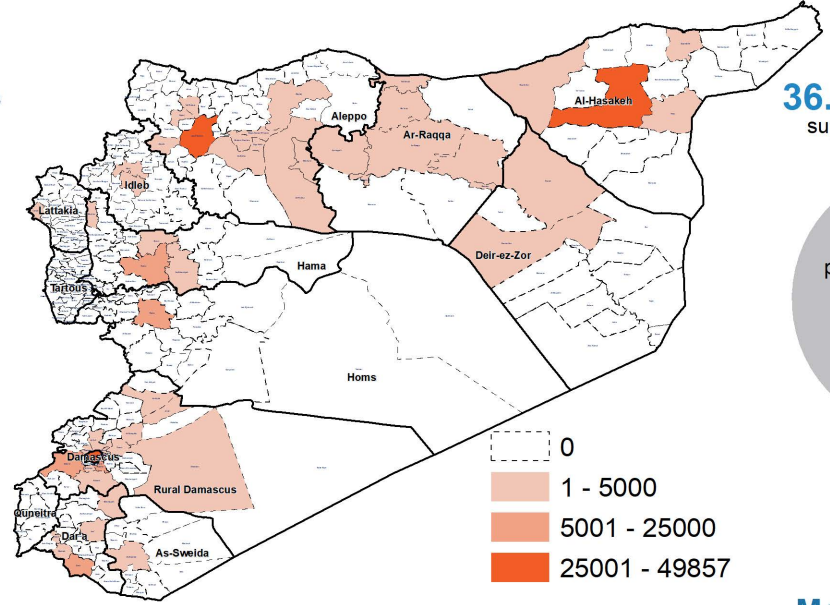
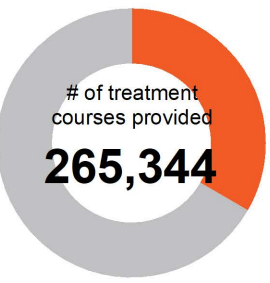
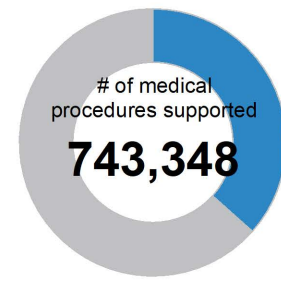


Number of treatment courses provided, at sub district level, June 2019

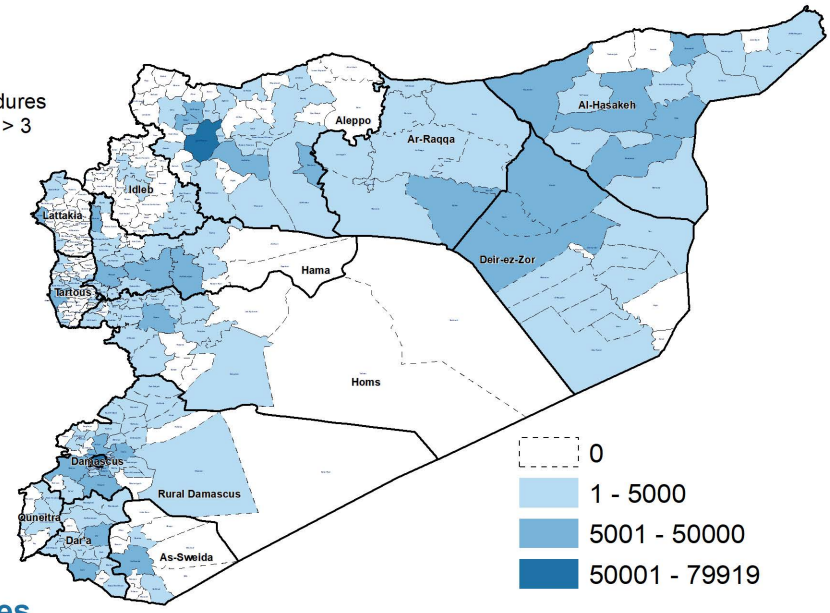
33.4% of treatment courses provided to severity scale > 3



36.6% of medical procedures supported to severity scale > 3

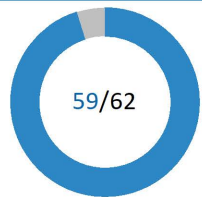


Number of medical procedures supported, at sub district level, June 2019

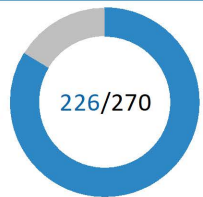


Medical procedures

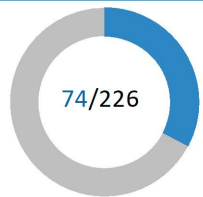
Number of treatment courses provided <b>265,344</b>	Number of outpatient consultations <b>710,021</b>	Total number of trauma consultations <b>15,975</b>	Number of mental health consultations <b>12,846</b>	Number of physical rehabilitation sessions <b>794</b>	Number of deliveries attended by skilled attendant* <b>1,898</b>	Number of cases referred for treatment <b>1,814</b>
--	--	---	--	--	---	--



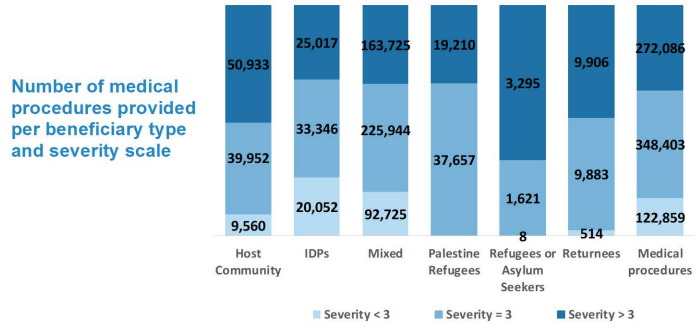
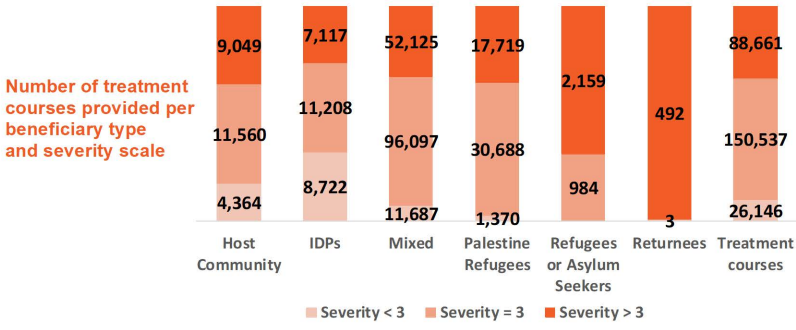
95% of the districts (Mantika) were reached by the health sector partners June 2019



84% of the sub-districts (Nahya) were reached by the health sector partners June 2019



33% of the reached sub-districts are in severity scale > 3



Number of reporting organizations, June 2019



Number of implementing partners, June 2019



The boundaries and names shown and the designations used on this map do not imply the expression of any opinion whatsoever on the part of the World Health Organization concerning the legal status of any country, territory, city or area or of its authorities, or concerning the delimitation of its frontiers or boundaries. Dotted and dashed lines on maps represent approximate border lines for which there may not yet be full agreement.

Data source: Health sector 4Ws, Severity scale December 2018  
Map production: Health Information Management Unit, Country office, Syrian Arab Republic  
World Health Organization

\* Number of deliveries attended by skilled attendant = Number of vaginal deliveries attended by a skilled attendant + Number of caesarian sections supported

HRP Indicator 2019 logframe (Per Month)		January	February	March	April	May	June	2019
Medical procedures	1.1.1 Number of outpatient consultations provided	735,083	997,954	1,109,525	1,068,188	730,762	710,021	5,351,533
	1.1.2 Total number of trauma consultations supported	57,940	56,428	62,572	17,287	65,601	15,975	275,803
	1.1.3 Number of mental health consultations supported	6,497	13,956	5,884	9,533	9,247	12,846	57,963
	1.1.4 Number of physical rehabilitation sessions supported	3,631	3,792	2,794	3,775	3,042	794	17,828
	1.1.5 Number of vaginal deliveries attended by a skilled attendant	1,104	14,705	14,819	986	1,087	888	33,589
	1.1.6 Number of caesarian sections supported	1,039	12,237	12,360	1,065	967	1,010	28,678
	1.1.7 Number of cases referred for treatment (between levels of care, cross-line and cross-border)	1,313	1,670	3,072	2,679	1,940	1,814	12,488
1.3.1 Number of treatment courses provided	1,793,932	1,122,729	787,425	604,176	659,476	265,344	5,233,082	
Other Indicators	1.1.1.1 Number of health facilities which providing the Essential Primary Health Care Services	163	168	165	179	168	194	194
	1.2.1 Number of children <1 covered with DPT3 or equivalent pentavalent vaccine (national programme)	32,930	31,989	37,070	42,476	24,528	30,218	199,211
	1.3.2 Number of provided medical machines	82	96	441	1,001	255	271	2,146
	3.1.1 Number of health staff trained/re-trained on different health topics	495	1,647	1,633	1,512	937	1,431	7,655
	3.1.2 Number community health workers trained/re-trained on different health topics	17,721	13,589	16,716	19,341	15,786	18,519	101,672
	3.2.1 Number of health facilities refurbished or rehabilitated		10	14	10	11	12	57
	3.2.2 Number of operational mobile medical units	147	127	124	129	145	150	150
	3.2.3 Number of functional ambulances	96	111	96	96	96	96	96

HRP Indicator 2019 logframe (Per governorate)		Damascus	Aleppo	Rural Damascus	Homs	Hama	Lattakia	Idleb	Al-Hasakeh	Deir-ez-Zor	Tartous	Ar-Raqqa	Dar'a	As-Sweida	Quneitra	June	
Medical procedures	1.1.1 Number of outpatient consultations provided	72,206	115,182	131,161	62,715	73,017	20,923	11,359	76,252	32,976	12,114	34,865	41,270	19,902	6,079	710,021	
	1.1.2 Total number of trauma consultations supported	4,831	4,513	469	392	331	4,150		447	69	338	41	177	181	36	15,975	
	1.1.3 Number of mental health consultations supported	1,239	2,530	318			3,659	765		1,890	1,371		1,074				12,846
	1.1.4 Number of physical rehabilitation sessions supported	512	85	23	18	21				16				119			794
	1.1.5 Number of vaginal deliveries attended by a skilled attendant	446	302	27	15	47				43			7	1			888
	1.1.6 Number of caesarian sections supported	565	294	1	37	63	1			32				17			1,010
	1.1.7 Number of cases referred for treatment (between levels of care, cross-line and cross-border)	120	760	271	167	104	7	43	125					215	2		1,814
1.3.1 Number of treatment courses provided	49,857	55,359	51,065	8,990	19,123	3,682	3,390	32,871	4,149			19,069	16,171	1,618		265,344	
Other Indicators	1.1.1.1 Number of health facilities which providing the Essential Primary Health Care Services	11	32	35	35	11	10	2	21	4	2	6	15	5	5	194	
	1.2.1 Number of children <1 covered with DPT3 or equivalent pentavalent vaccine (national programme)	2,669	3,864	4,402	2,606	3,253	1,793		4,098	714	1,619	1,407	2,777	703	313	30,218	
	1.3.2 Number of provided medical machines	11	79	85	40					13	20		3	20		271	
	3.1.1 Number of health staff trained/re-trained on different health topics	431	60	135	98	76	175		94	79	54	10	61	64	94	1,431	
	3.1.2 Number community health workers trained/re-trained on different health topics		18,330	93		21	25				50					18,519	
	3.2.1 Number of health facilities refurbished or rehabilitated			3	4	2				2				1		12	
	3.2.2 Number of operational mobile medical units		5	30	25	10	18	4	2	17	10	6	11	7	3	2	150
	3.2.3 Number of functional ambulances		15	10	17	18	3	2	5	2	4	5		7	5	3	96