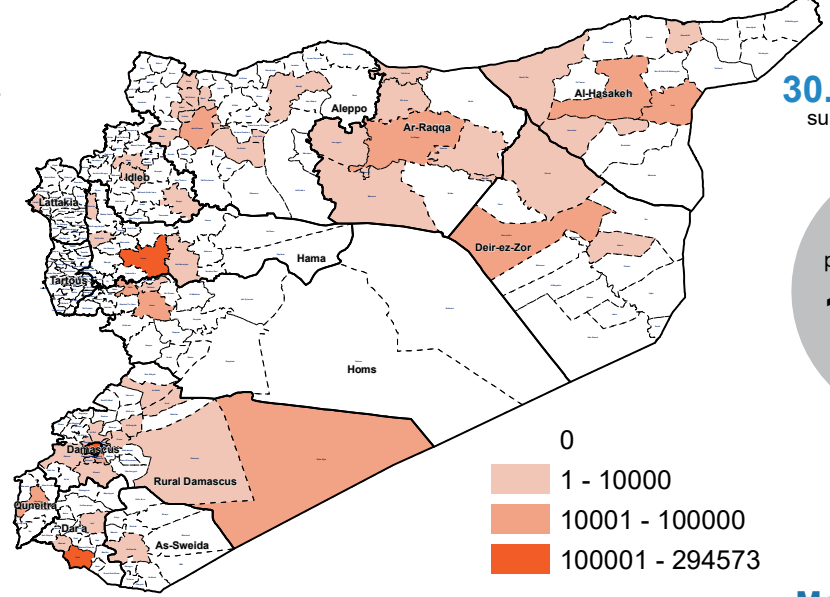


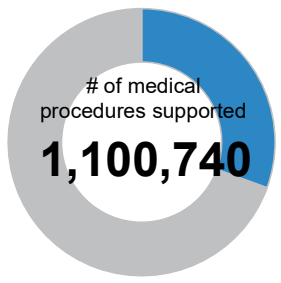
Number of treatment courses provided, at sub district level, February 2019



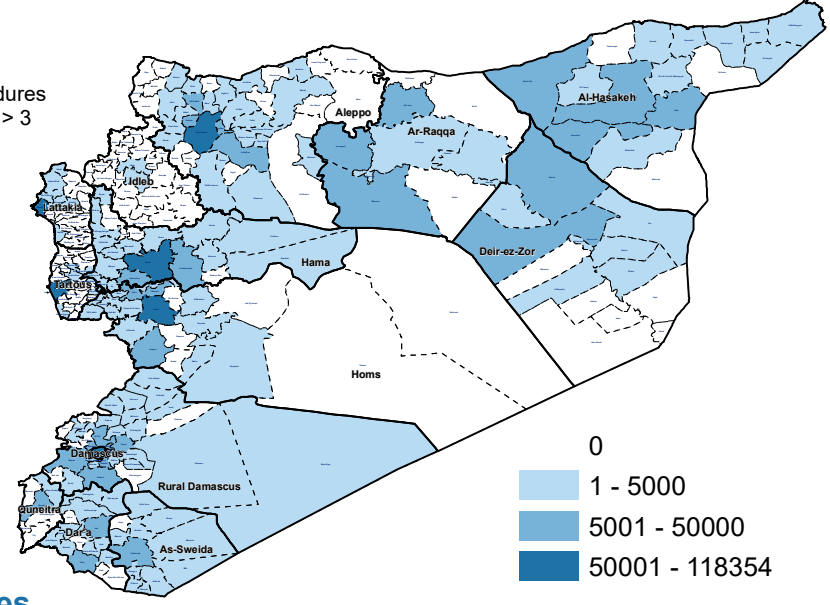
48.6% of treatment courses provided to severity scale > 3



30.5% of medical procedures supported to severity scale > 3

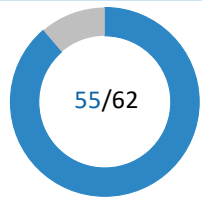


Number of medical procedures supported, at sub district level, February 2019

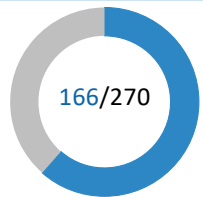


Medical procedures

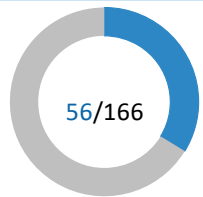
Number of treatment courses provided 1,122,729	Number of outpatient consultations 997,954	Total number of trauma consultations 56,429	Number of mental health consultations 13,956	Number of physical rehabilitation sessions 3,792	Number of deliveries attended by skilled attendant* 26,939	Number of cases referred for treatment 1,670
--	--	---	--	--	--	--



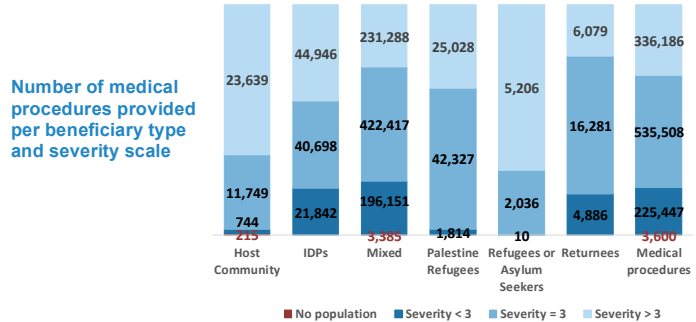
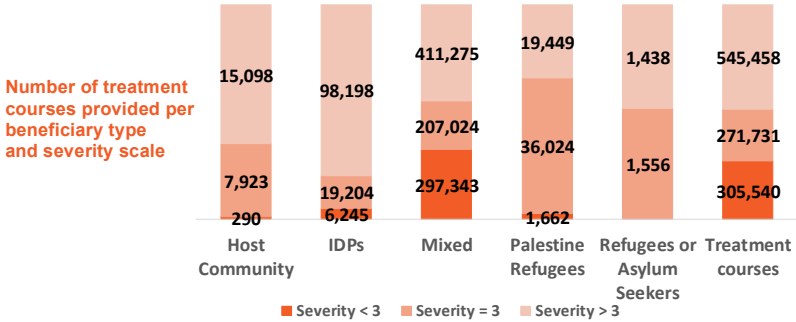
89% of the districts (Mantika) were reached by the health sector partners February 2019



61% of the sub-districts (Nahya) were reached by the health sector partners February 2019



34% of the reached sub-districts are in severity scale > 3



Number of reporting organizations, February 2019



Number of implementing partners, February 2019



The boundaries and names shown and the designations used on this map do not imply the expression of any opinion whatsoever on the part of the World Health Organization concerning the legal status of any country, territory, city or area or of its authorities, or concerning the delimitation of its frontiers or boundaries. Dotted and dashed lines on maps represent approximate border lines for which there may not yet be full agreement.

Data source: Health sector 4Ws, Severity scale December 2018
Map production: Health Information Management Unit, Country office, Syrian Arab Republic
World Health Organization

* Number of deliveries attended by skilled attendant = Number of vaginal deliveries attended by a skilled attendant + Number of caesarian sections supported