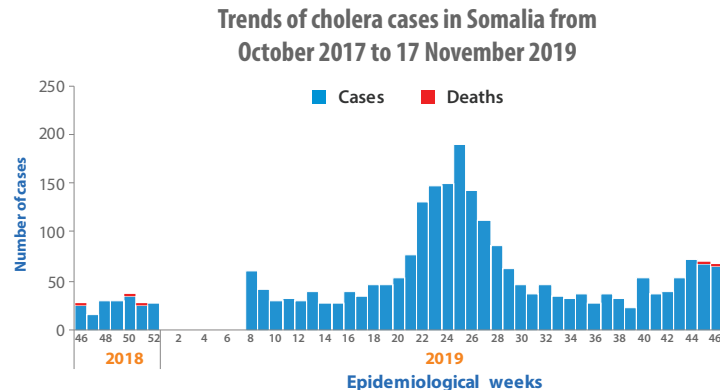


WEEKLY AWD/CHOLERA SITUATION REPORT - SOMALIA

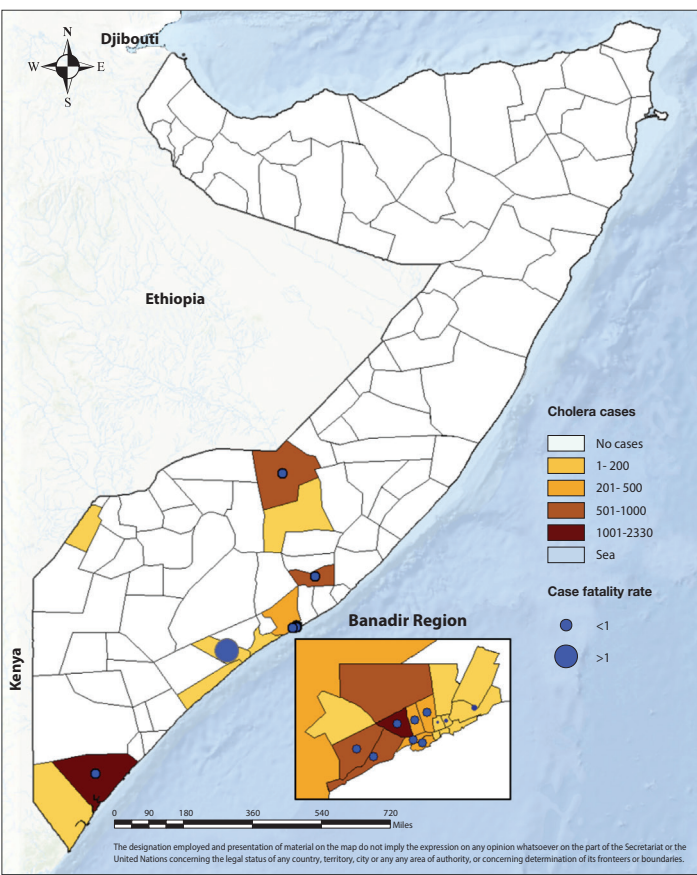
Epidemiological Week 46 (11 - 17 November, 2019)

Highlights

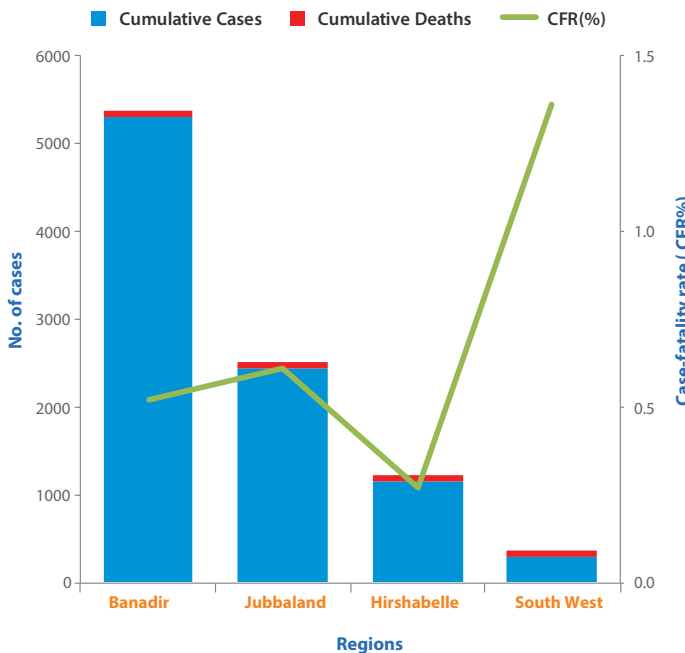
- During week 46, a total of 66 new cases of cholera and 1 death were reported from 11 districts of Banadir region. No case was reported from any other areas
- Since December 2017, a total of 9 177 cumulative cases, including 48 deaths (CFR 0.5%), were reported from 3 states of Somalia (Hirshabelle, Jubbaland and South West state) and Banadir region with
- Since December 2017 a cumulative attack rate of 208 cases per 100 000 population. was reported from Kismayo (Jubbaland) and Daynile (Banadir) are the most affected districts
- Though the overall case-fatality rate (CFR) was 0.5%, higher rates were observed in Daynile, Waberi, Karan and Kurtunwarey districts exceeding the WHO's threshold of <1% case fatality rate
- Of the 844 stool samples tested for culture since December 2017, 175 samples were tested positive for *Vibrio cholerae* serotype Ogawa
- Culture and sensitivity tests performed at the central public health laboratory in Mogadishu, show that the *Vibrio cholerae*, O1, serotype Ogawa is sensitive to chloramphenicol and tetracycline but resistant to ampicillin and nalidixic acid



Distribution of cholera cases from December 2017 to week 46/2019



Cholera cases, deaths and case-fatality rates by state of Somalia, December 2017 to 17 November 2019



Summary statistics

- **66** new cases of cholera were reported during week **46**, of which **38 (57.5%)** were children under **5** years of age
- **9 117** cumulative cases including **48** deaths were reported since December 2017 of which **5 564 (60.6%)** were children under **5** years of age and **4 414 (48.1%)** cases were in females
- **2 350** cumulative cases of cholera and **2** death were reported in 2019

Suspected cholera cases, attack rate, deaths and case fatality rate by district (December 2017 to 17 November 2019)

State/region	Districts	Cumulative cases	Population	Cumulative Deaths	CFR (%)	Attack Rate
Banadir	Abdilaziz	18	47 332	1	0.0	38
	Bondere	26	109 840	0	0.0	24
	Darkenley	816	163 855	1	0.1	498
	Daynile	962	93 977	11	1.2	1 024
	HamarJabja	273	95 296	2	0.8	286
	HamarWeine	67	100 088	0	0.0	67
	Hawlwadag	210	118 585	1	0.5	177
	Heliwaa	44	131 341	0	0.0	34
	Hodan	1 151	251 045	2	0.2	458
	Kahda	87	112 130	0	0.0	78
	Karaan	93	253 106	1	1.2	37
	Madina	1 028	173 573	4	0.3	592
	Shangani	18	43 775	0	0.0	41
	Shibis	16	172 842	0	0.0	9
Hirshabelle	Waberi	182	100 540	2	1.1	181
	Warta nabada	214	128 159	1	0.5	167
	Yaqshid	101	314 160	0	0.0	32
	Beletweyne	522	222 251	1	0.2	235
Jubbaland	Bulo barde	43	95 403	0	0.0	45
	Jowhar	558	291 189	2	0.4	192
South West	Belet hawa	94	108 876	0	0.0	86
	Kismayo	2 330	139 585	15	0.6	1 669
South West	Badhadhe	30	45 956	0	0.0	65
	Afgoye	153	263 633	0	0.0	58
	Brava	14	111 433	0	0.0	13
	Kurtunwarey	31	211 924	4	12.9	15
	Merka	96	511 031	0	0.0	19
Total		9 117	4 410 925	48	0.5	208

* Case fatality rate >1% has been highlighted as red * Banadir is not classified as a state