

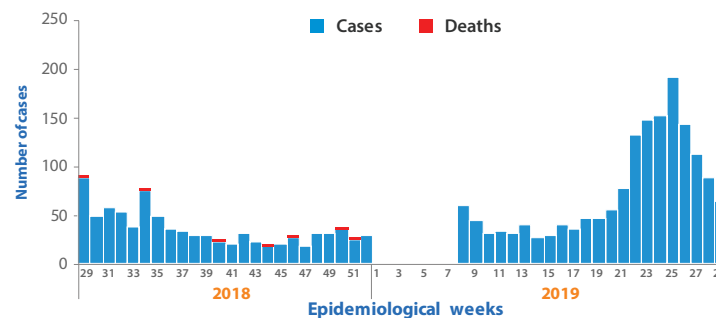
WEEKLY AWD/CHOLERA SITUATION REPORT - SOMALIA

Epidemiological Week 29 (15th to 21th-July 2019)

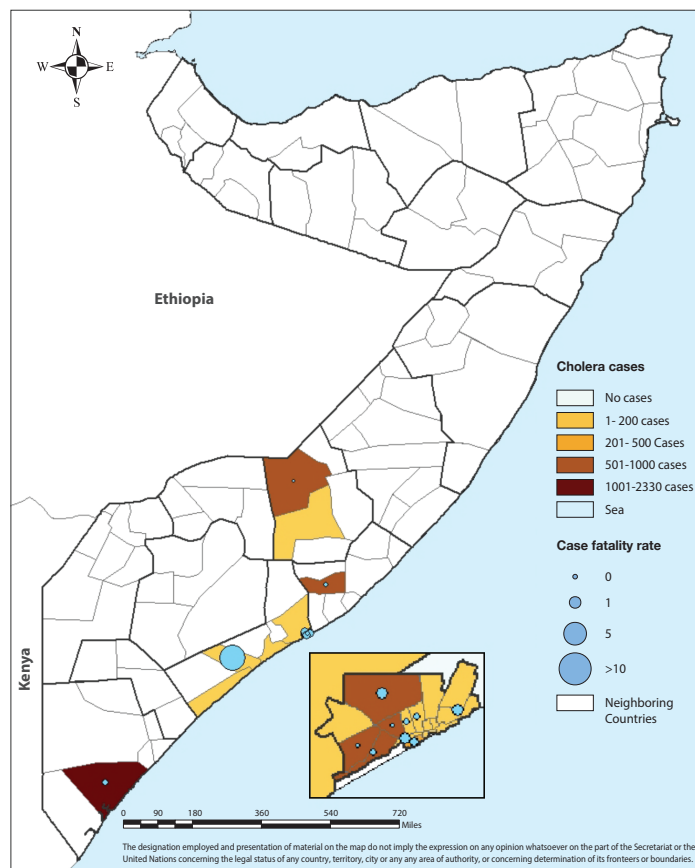
Highlights

- During week 29, a total of 65 new cases and no deaths were reported from 10 districts of Banadir region. No cholera cases were reported from Gedo region and other regions
- Since December 2017, a total of 8,406 cumulative cases including 46 deaths (CFR 0.5%) were reported from 3 states of Somalia (Hirshabelle, Jubbaland and South West state) and Banadir region
- Since December 2017 a cumulative attack rate of 193 person per 100,000 population was reported with Kismayo (Jubbaland) and Daynile (Banadir) the most affected.
- The overall case Fatality Rate (CFR 0.5%) was reported with Daynile, Waberi, Karan and Kurtunwarey exceeding the WHO's threshold of <1%
- Of the 747 stool samples tested since December 2017, a total of 151 samples were tested positive for *Vibrio cholerae* serotype.

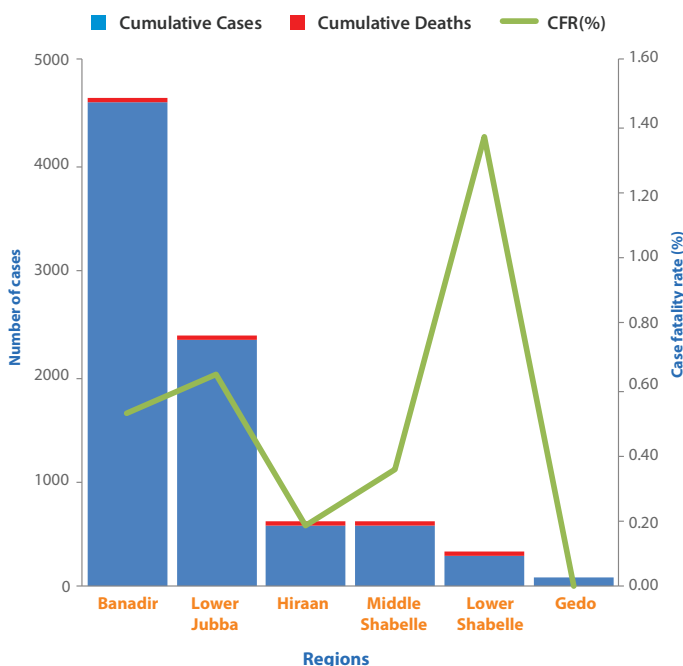
Trends of cholera cases and deaths in Somalia from week 29/2018 to week 29/2019



Distribution of cholera cases from December 2017 to week 29/2019



Cholera cases of by region of Somalia, December 2017 to July 2019



Summary statistics

- 65** new cases of Cholera were reported during week 29, of which **48 (74%)** are children below 5 years
- 8,406** cumulative cases were reported since December 2017 of which **5,138 (61.1%)** are children below 5 years **4,022 (47.8%)** cases were amongst females
- 8,406** Cumulative **46** deaths were reported since December 2017

Suspected cholera cases, deaths, case fatality rates and attack rates by district (December 2017 to July 21 2019)

State/region	Districts	Cumulative cases	Population	Cumulative Deaths	CFR (%)	Attack Rate
Banadir	Darkenley	713	163,855	1	0.1	435
	Daynile	831	93,977	11	1.3	884
	HamarJabja	241	95,296	2	0.8	253
	Hawlwadag	186	118,585	1	0.5	157
	Hodan	986	251,045	2	0.2	393
	Bondere	16	109,840	0	0.0	15
	Karaan	83	253,106	1	1.2	33
	Kahda	60	112,130	0	0.0	54
	Madina	851	173,573	3	0.4	490
	Waberi	160	100,540	2	1.3	159
	Shibis	16	172,842	0	0.0	9
	Shangani	17	43,775	0	0.0	39
	Abdilaziz	16	47,332	0	0.0	34
	HamarWeine	64	100,088	0	0.0	64
Heliwaa	42	131,341	0	0.0	32	
Warta nabada	193	128,159	1	0.5	151	
Yaqshid	90	314,160	0	0.0	29	
Hirshabelle	Beletweyne	522	222,251	1	0.2	235
	Bulo barde	43	95,403	0	0.0	45
Jubbaland	Jowhar	558	291,189	2	0.4	192
	Belet hawa	94	108,876	0	0.0	86
South West	Kismayo	2,330	139,585	15	0.6	1669
	Afgoye	153	263,633	0	0.0	58
	Brava	14	111,433	0	0.0	13
South West	Kurtunwarey	31	211,924	4	12.9	15
	Merka	96	511,031	0	0.0	19
Total		8,406	4,364,969	46	0.5	193

* Case fatality rate >1% has been highlighted as red * Banadir is not classified as a state