

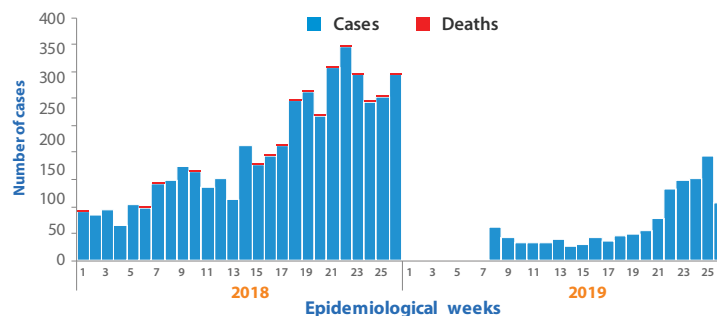
# WEEKLY AWD/CHOLERA SITUATION REPORT - SOMALIA

Epidemiological Week 26 (24<sup>th</sup> - 30<sup>th</sup> June 2019)

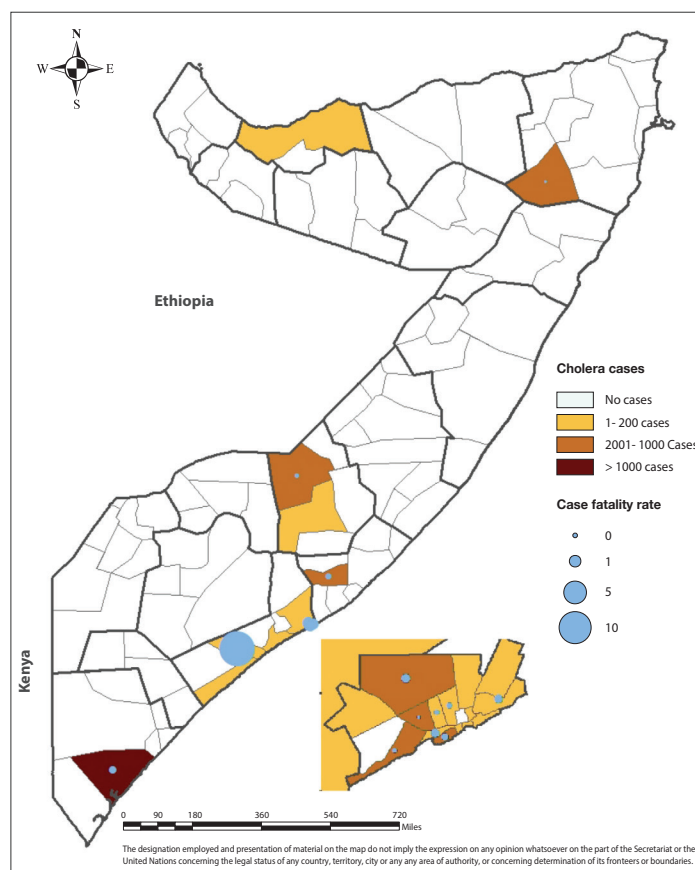
## Highlights

- During week 26, 144 new cases and no deaths were reported from 14 districts of Banadir region and one district of Gedo.
- Since December 2017, a total of 8,138 cumulative cases including 46 deaths (CFR 0.6%) were reported from 3 states of Somalia (Hirshabelle, Jubaland and South West state) and Banadir region
- Since December 2017 a cumulative attack rate of 186 person per 100,000 population was reported with Kismayo (Jubaland) and Daynile (Banadir) the most affected.
- The overall case Fatality Rate (CFR 0.6%) was reported with Daynile, Waberi, Karan and Kurtunwarey exceeding the WHO's threshold of <1%
- Of the 673 stool samples tested since December 2017, a total of 146 samples were tested positive for *Vibrio cholera* serotype.
- The first round of Oral Cholera Vaccination (OCV) campaign targeting 650,000 people aged 1 year and above was completed in the districts of Kahda, Harmajajab, Heliwa, Afgoye, Balad and Kismayo

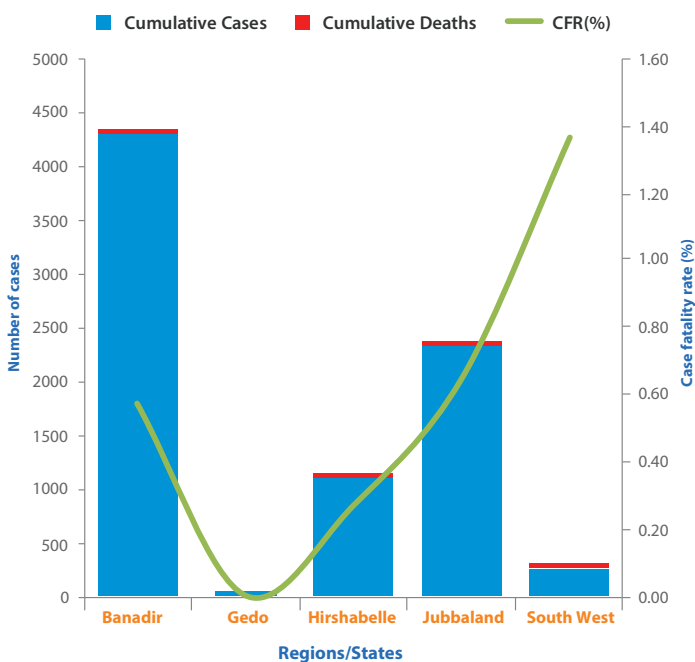
Trends of cholera cases and deaths in Somalia from week 26/2018 to week 26/2019



Distribution of cholera cases from December 2017 to week 26/2019



Cholera cases by state in Somalia, December 2017 to 30 June 2019



## Summary statistics

- **144** new cases of Cholera were reported during week **26**, of which **98 (68%)** are children below **5** years
- **8,138** cumulative cases were reported since December 2017 of which **4,970 (61.1%)** are children below **5** years **3,914 (48%)** cases were amongst females
- Cumulative **46** deaths were reported since December 2017

Suspected cholera cases, deaths, case fatality rates and attack rates by district (December 2017 to 30 June 2019)

Region	Districts	Cumulative cases	Population	Cumulative Deaths	CFR (%)	Attack Rate
Banadir	Darkenley	682	163,855	1	0.1	416
	Daynile	788	93,977	11	1.4	839
	HamarJabja	234	95,296	2	0.9	246
	Hawlwadag	182	118,585	1	0.6	153
	Hodan	927	251,045	2	0.2	369
	Bondere	14	109,840	0	0.0	13
	Karaan	77	253,106	1	1.3	30
	Kahda	47	112,130	0	0.0	42
	Madina	796	173,573	3	0.4	459
	Waberi	156	100,540	2	1.3	155
	Shibis	15	172,842	0	0.0	9
	Shangani	17	43,775	0	0.0	39
	Abdilaziz	14	47,332	0	0.0	30
	HamarWeine	62	100,088	0	0.0	62
Heliwaa	41	131,341	0	0.0	31	
Warta nabada	178	128,159	1	0.6	139	
Yaqshid	84	314,160	0	0.0	27	
Hirshabelle	Beletweyne	522	222,251	1	0.2	235
	Bulo barde	43	95,403	0	0.0	45
Jubaland	Jowhar	558	291,189	2	0.4	192
	Kismayo	2,330	139,585	15	0.6	1669
South West	Afgoye	153	263,633	0	0.0	58
	Brava	14	111,433	0	0.0	13
	Kurtunwarey	31	211,924	4	12.9	15
South West	Merka	96	511,031	0	0.0	19
	Belet hawa	77	108,876	0	0.0	71
<b>Total</b>		<b>8,138</b>	<b>4,364,969</b>	<b>46</b>	<b>0.6</b>	<b>186</b>

\* Case fatality rate >1% has been highlighted as red