



Trauma

2,028

Trauma cases supported**



Immunization (coverage rate)



76% (5,582)
DPT3 (under 1 y)



64% (4,680)
Measles 2 (1-2 y)



63% (4,637)
Polio 3 (under 1 y)



Mental Health

15,086

Mental health and psychosocial support interventions provided by NGOs

39

Health facilities and community centres providing MHPSS services

Attacks



3

Attacks



0

Health workers killed or injured



Nutrition

5

Stabilization centres are treating patients with severe acute malnutrition (SAM) with medical complications

57

Patients with SAM with medical complications receiving treatment

33

Nutrition surveillance centres

2,375

Children under 5 screened

IMCI (Integrated Management of Childhood Illness):

7

Working health centers in IMCI

1,993

IMCI services

New borne care at home (NCH):

5

Health villages working in NCH

155

Home visits

3

Referred mothers and new born to specialized care

Neonatal resuscitation (NR):

1

Hospitals working in NR

262

New born

10

Referred new born to specialized care



Primary Health Care

3 (DoH)

Public PHC facilities/DoH received medical equipment and supplies directly by WHO



Health Information

20

Field visits (assessments, supervision, monitoring and evaluation)



Secondary Health Care

9

Hospitals supported directly by WHO with medical equipment and supplies***



EWARS

226

Sentinel sites



73%
Sentinel sites submitting weekly surveillance reports

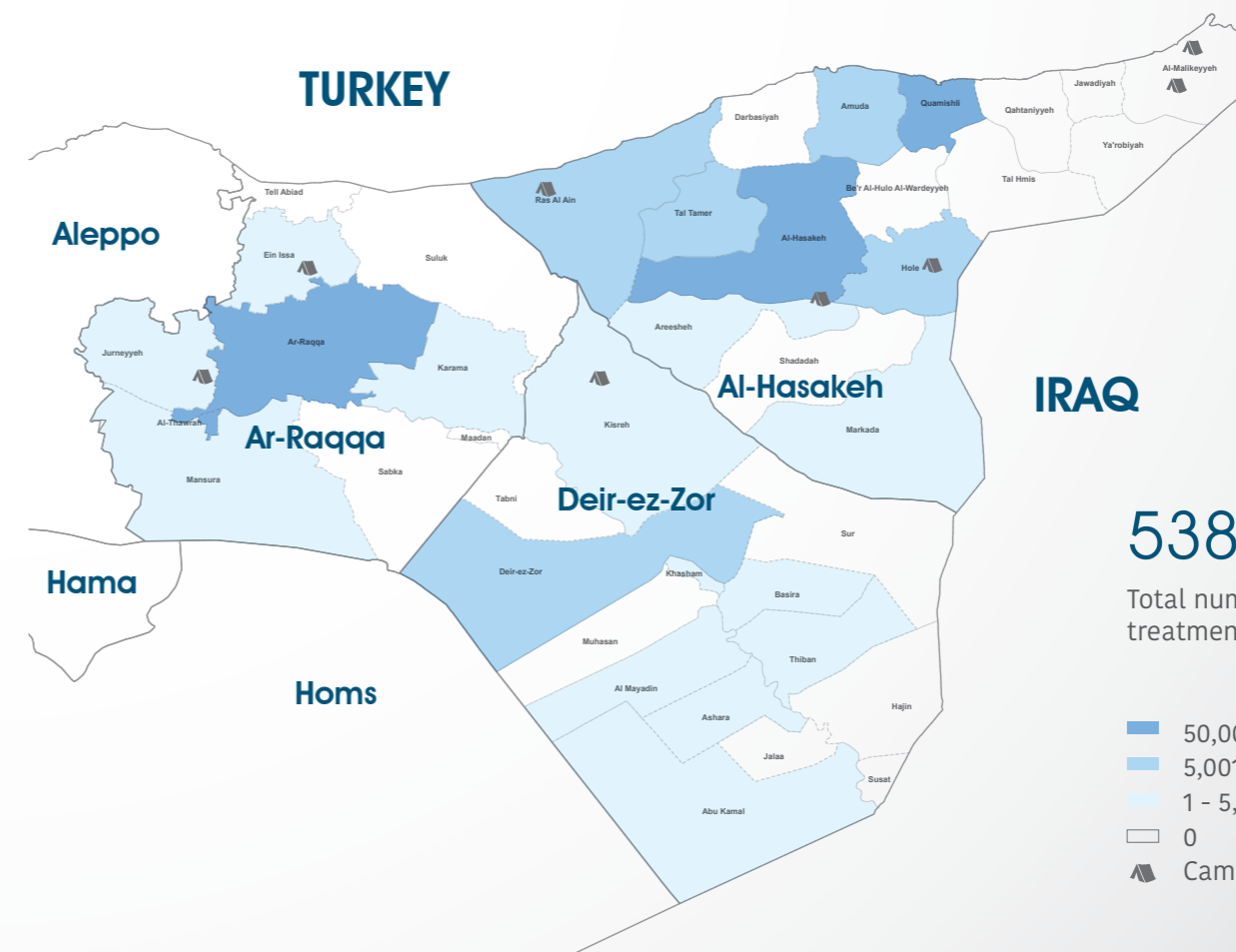


97%
Alerts investigated and responded to in a timely manner

Top 5 reported morbidities

1. influenza-like illnesses
2. Acute Diarrhoea
3. Acute Jaundice Syndrome
4. Typhoid
5. Scabies

Number of treatment courses provided at sub-district level



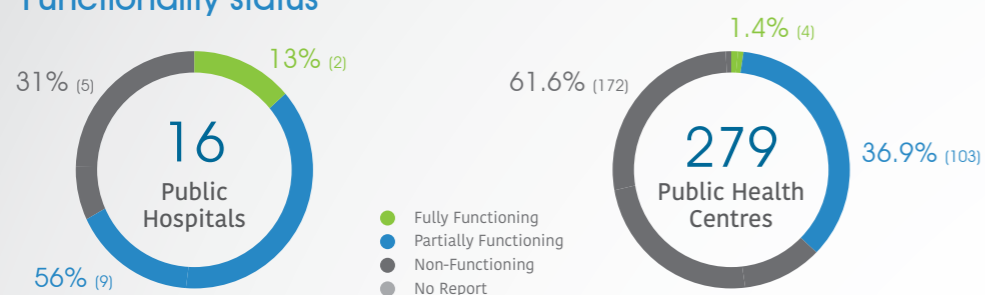
538,377

Total number of delivered treatment courses provided

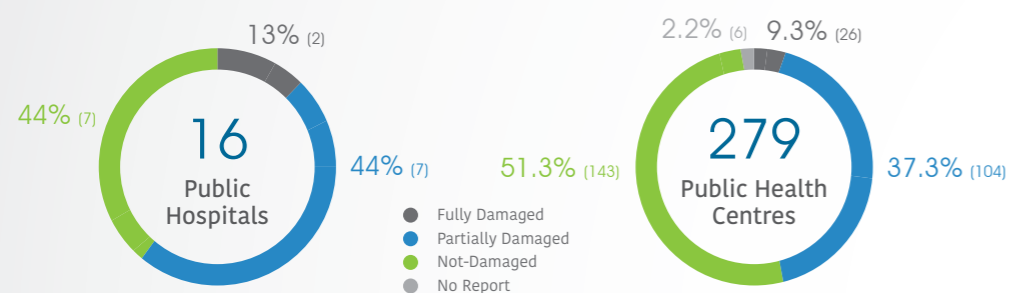
* The data in this infographic are for WHO's hub in Damascus only
 ** Based on public hospital received support from WHO
 *** Other undefined hospitals are supported indirectly throughout MoH and MoHE at central level

HeRAMS

Functionality status



Level of damage

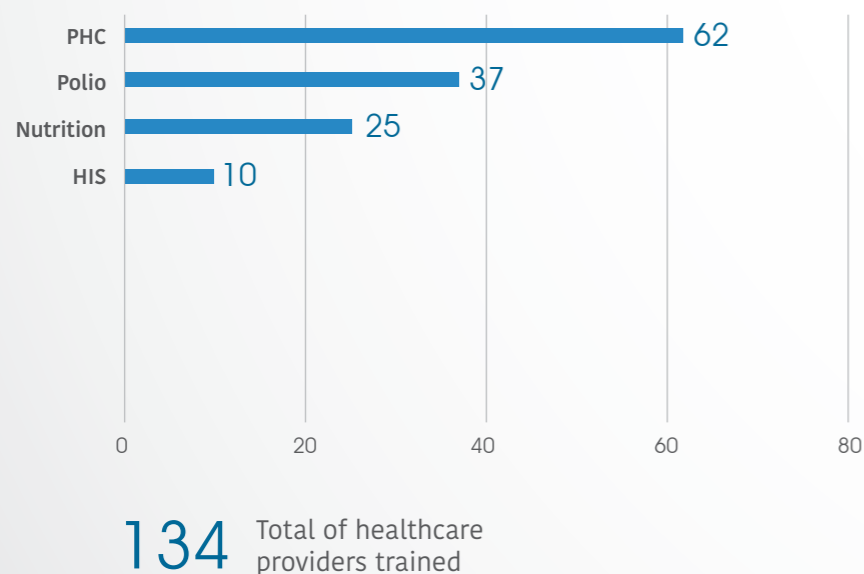


Consultations

Public Hospitals: **65,638**

Public PHC centres: **99,111**

Health care providers trained



Operations Support and Logistic

25 Total deliveries across the country including IA convoy

25 Total number of regular deliveries across the country including IA convoy

25 Total regular deliveries across the country

25 Total number of regular deliveries

486,591 Total number of treatment courses delivered

25 Total weight (tons) of supplies delivered

25 Medicines

13 Kits

10 Equipment

30 Non-medical supplies (WASH, Nutriton, and others)

78 ALL regular deliveries

78 Total weight (tons) of regular deliveries across the country including IA convoy

0 Inter-agency convoys

0 Total number of IA convoys

0 Total number of treatment courses delivered

0 Total weight (tons) of supplies delivered

0 Medicines

0 Kits

0 Equipment

0 Non-medical supplies (WASH, Nutriton, and others)

0 All deliveries under IA convoys

National NGO coordination

8 National NGOs as implementing partners

5 Supported PHC centres by WHO implementing partners

13 Mobile medical teams rolled out

10 Static medical points supported

12 IDP camps/settlements covered by WHO partners

WASH

● Points tested for drinking water quality

● Drinking water reported points tested and found to be of sub-standard quality

IDP camps


55,294 PHC outpatient consultations provided by WHO partners

51,786 Treatment courses provided by national NGOs

727 Patients referred for specialized treatment

423 Trauma cases supported by WHO partners

68 People with disabilities assisted by WHO partners



Uncontrolled sources

