



Trauma

2,856

Trauma cases supported\*\*



Immunization (coverage rate)



71% (7,357)  
DPT3 (under 1 y)



60% (6,179)  
Measles 2 (1-2 y)



59% (6,077)  
Polio 3 (under 1 y)



Mental Health

14,991

Mental health and psychosocial support interventions provided by NGOs

21

Health facilities and community centres providing MHPSS services

Attacks



0

Attacks



0

Health workers killed or injured



Nutrition

5

Stabilization centres are treating patients with severe acute malnutrition (SAM) with medical complications

22

Patients with SAM with medical complications receiving treatment

33

Nutrition surveillance centres

3,390

Children under 5 screened

IMCI (Integrated Management of Childhood Illness):

7

Working health centers in IMCI

1,993

IMCI services

New borne care at home (NCH):

5

Health villages working in NCH

155

Home visits

3

Referred mothers and new born to specialized care

Neonatal resuscitation (NR):

1

Hospitals working in NR

262

New born

10

Referred new born to specialized care



Primary Health Care

2 (DoH)

Public PHC facilities/DoH received medical equipment and supplies directly by WHO



Health Information

28

Field visits (assessments, supervision, monitoring and evaluation)



Secondary Health Care

10

Hospitals supported directly by WHO with medical equipment and supplies\*\*\*



EWARS

244

Sentinel sites



73%  
Sentinel sites submitting weekly surveillance reports

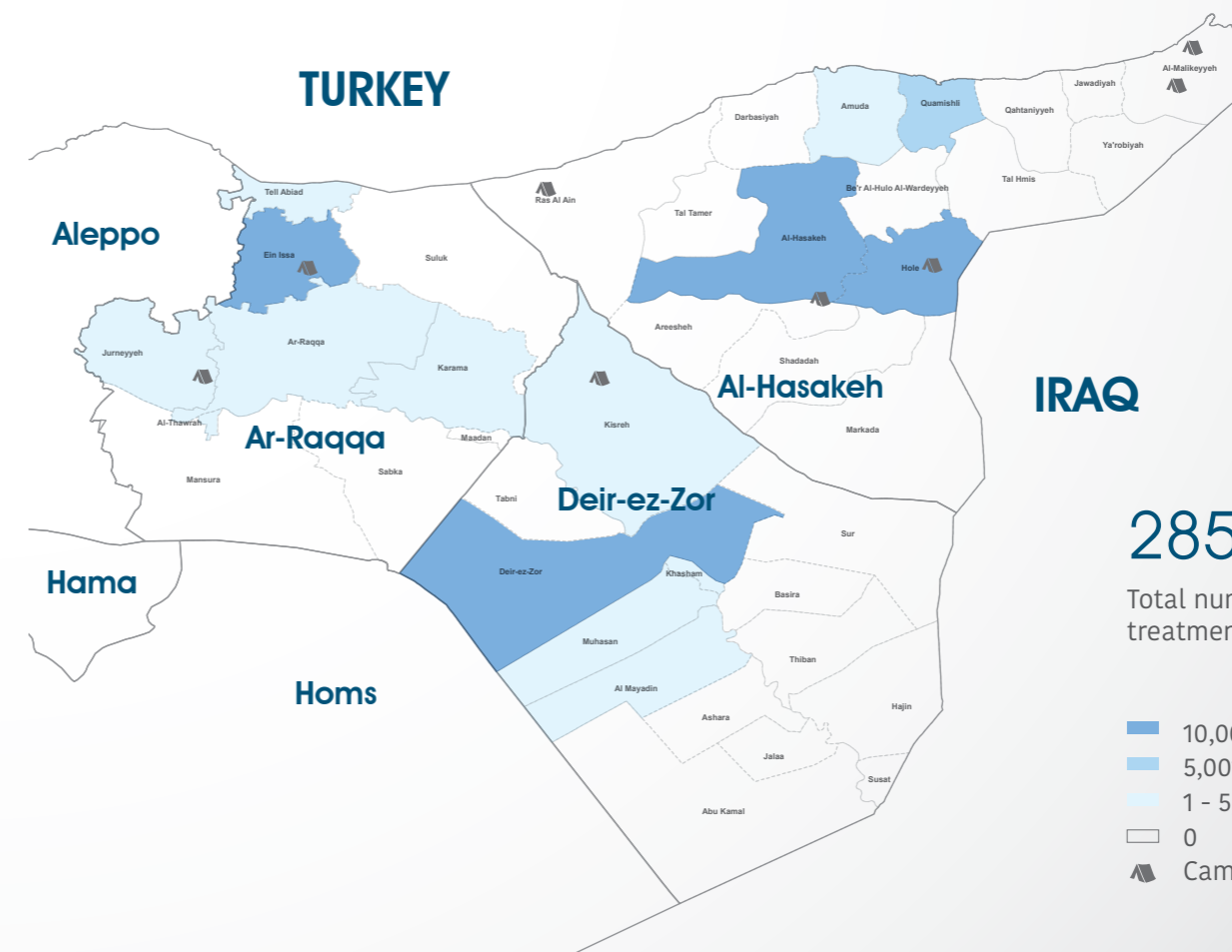


100%  
Alerts investigated and responded to in a timely manner

Top 5 reported morbidities

1. influenza-like illnesses
2. Acute Diarrhoea
3. Typhoid
4. Brucellosis
5. Scabies

Number of treatment courses provided at sub-district level



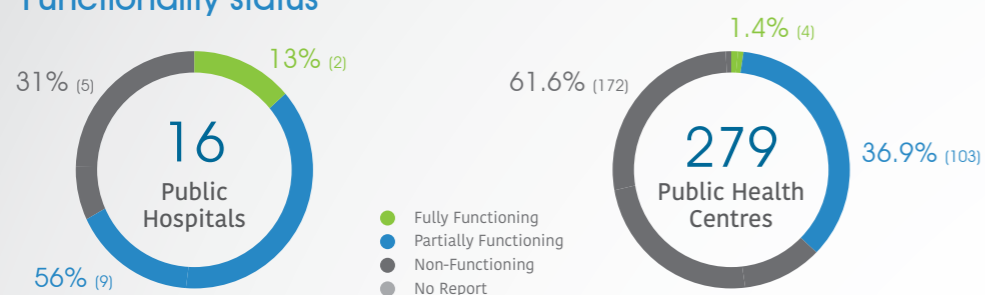
285,291

Total number of delivered treatment courses provided

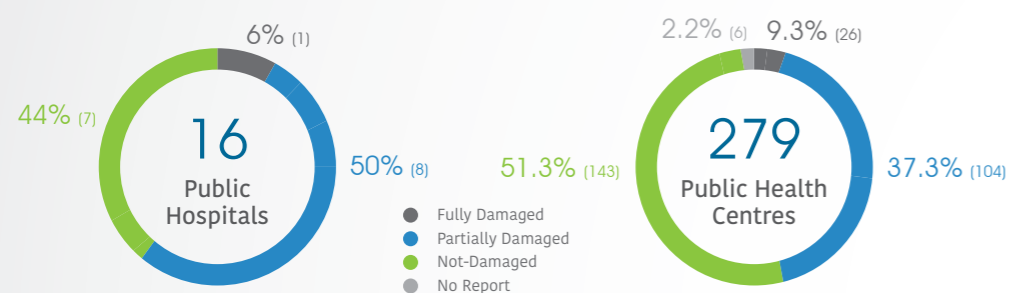
\* The data in this infographic are for WHO's hub in Damascus only  
 \*\* Based on public hospital received support from WHO  
 \*\*\* Other undefined hospitals are supported indirectly throughout MoH and MoHE at central level

## HeRAMS

### Functionality status



### Level of damage

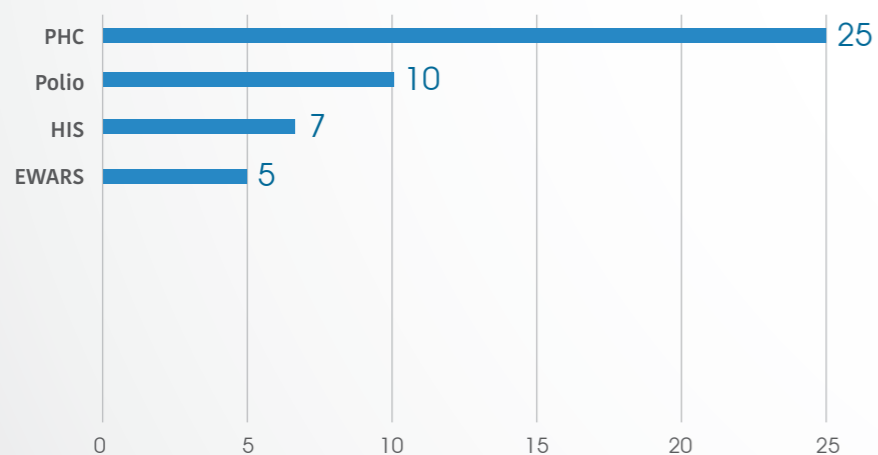


### Consultations

Public Hospitals: **70,666**

Public PHC centres: **99,111**

## Health care providers trained



**47** Total of healthcare providers trained

## Operations Support and Logistic

**25** Total deliveries across the country including IA convoy

**25** Total number of regular deliveries across the country including IA convoy

**25.00** Total regular deliveries across the country

**258,210** Total number of regular deliveries

**258,210** Total number of treatment courses delivered

**12.89** Total weight (tons) of supplies delivered

**7.09** Medicines

**4.83** Kits

**18.26** Equipment

**43.07** Non-medical supplies (WASH, Nutriton, and others)

**43.07** ALL regular deliveries

**43** Total weight (tons) of regular deliveries across the country including IA convoy

**0** Inter-agency convoys

**0** Total number of IA convoys

**0** Total number of treatment courses delivered

**0** Total weight (tons) of supplies delivered

**0** Medicines

**0** Kits

**0** Equipment

**0** Non-medical supplies (WASH, Nutriton, and others)

**0** All deliveries under IA convoys

## National NGO coordination

**6** National NGOs as implementing partners

**4** Supported PHC centres by WHO implementing partners

**6** Mobile medical teams rolled out

**11** Static medical points supported

**6** IDP camps/settlements covered by WHO partners

**WASH**

● Points tested for drinking water quality

● Drinking water reported points tested and found to be of sub-standard quality

**IDP camps**

**27,801** PHC outpatient consultations provided by WHO partners

**27,081** Treatment courses provided by national NGOs

**188** Patients referred for specialized treatment

**236** Trauma cases supported by WHO partners

**0** People with disabilities assisted by WHO partners

**0/0**

**Uncontrolled sources**

**0/0**