



Trauma

489

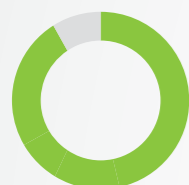
Trauma cases supported**



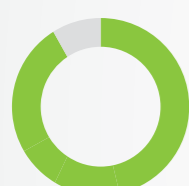
Immunization (coverage rate)



109% (11,238)
DPT3 (under 1 y)



90% (9,313)
Measles 2 (1-2 y)



90% (9,283)
Polio 3 (under 1 y)



Mental Health

9,873

Mental health and psychosocial support interventions provided by NGOs

39

Health facilities and community centres providing MHPSS services

Attacks



0

Attacks



0

Health workers killed or injured



Nutrition

5

Stabilization centres are treating patients with severe acute malnutrition (SAM) with medical complications

42

Patients with SAM with medical complications receiving treatment

33

Nutrition surveillance centres

2,395

Children under 5 screened

IMCI (Integrated Management of Childhood Illness):

17

Working health centers in IMCI

1,919

IMCI services

New borne care at home (NCH):

5

Health villages working in NCH

159

Home visits

0

Referred mothers and new born to specialized care

Neonatal resuscitation (NR):

1

Hospitals working in NR

244

New born

23

Referred new born to specialized care



Primary Health Care

1 (DoH)

Public PHC facilities/DoH received medical equipment and supplies directly by WHO



Health Information

21

Field visits (assessments, supervision, monitoring and evaluation)



Secondary Health Care

2

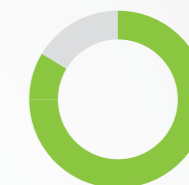
Hospitals supported directly by WHO with medical equipment and supplies***



EWARS

245

Sentinel sites



85%
Sentinel sites submitting weekly surveillance reports

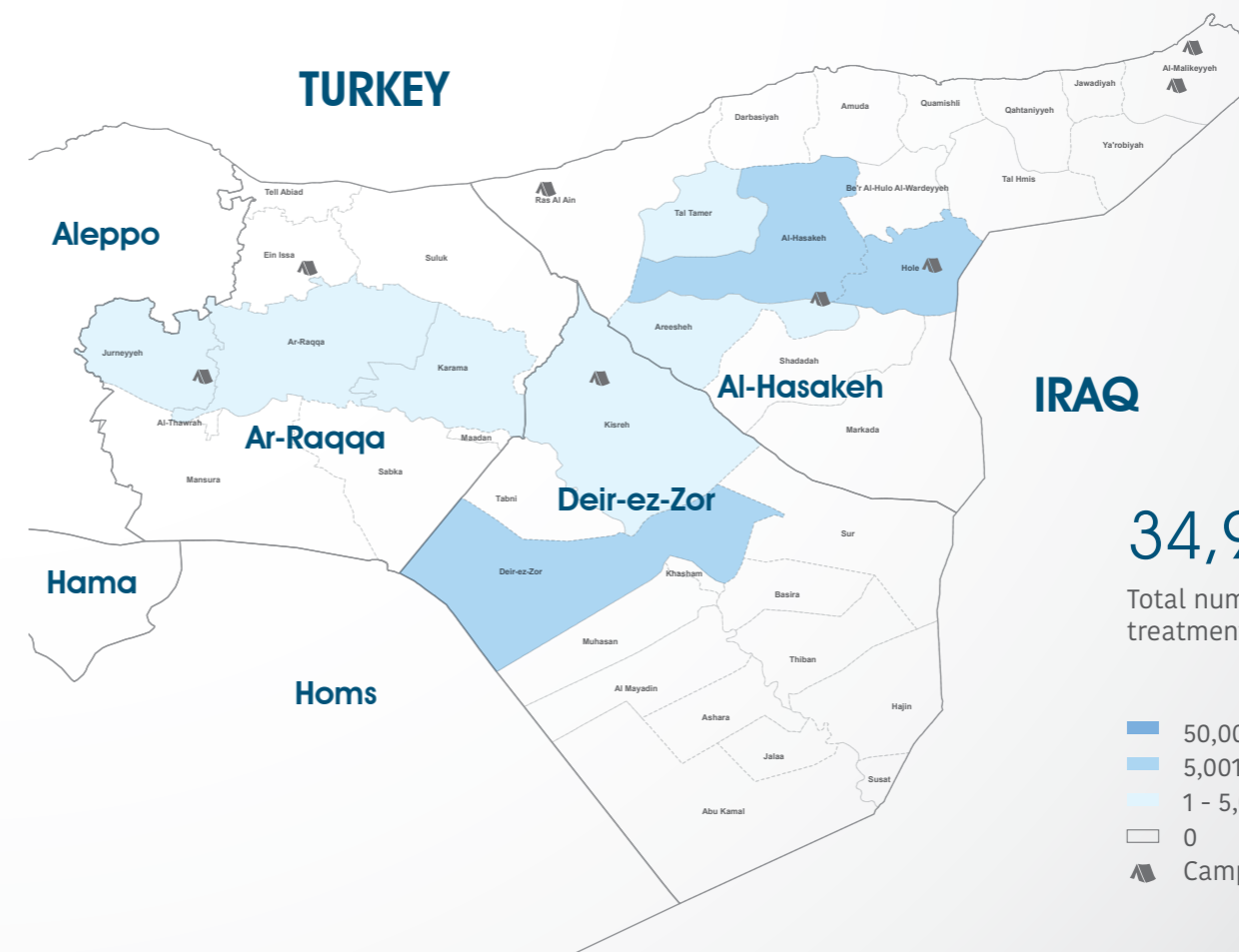


100%
Alerts investigated and responded to in a timely manner

Top 5 reported morbidities

1. influenza-like illnesses
2. Acute Diarrhoea
3. Leishmaniasis
4. Acute Jaundice Syndrome
5. Chicken Pox

Number of treatment courses provided at sub-district level



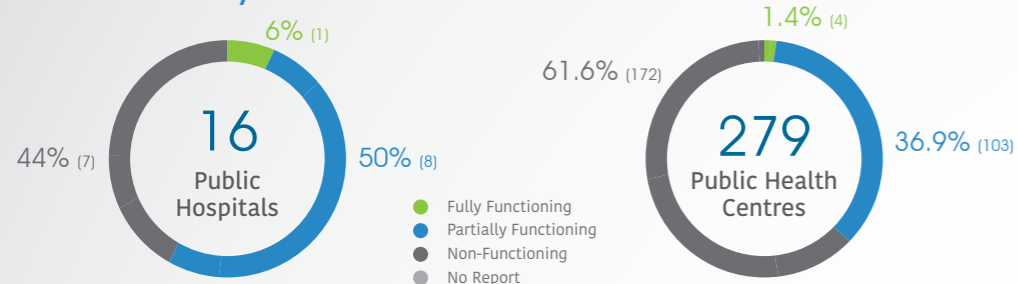
34,926

Total number of delivered treatment courses provided

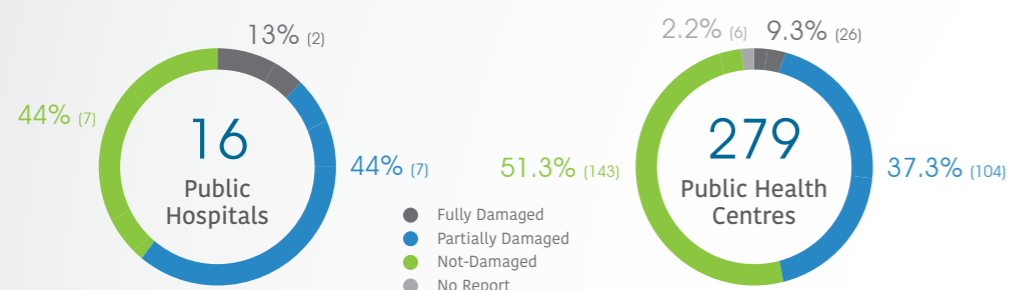
* The data in this infographic are for WHO's hub in Damascus only
 ** Based on public hospital received support from WHO
 *** Other undefined hospitals are supported indirectly throughout MoH and MoHE at central level

HeRAMS

Functionality status



Level of damage

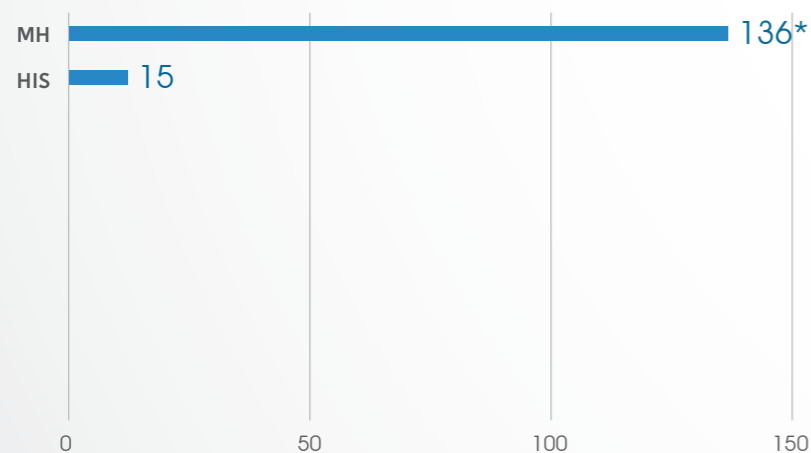


Consultations

Public Hospitals: **53,423**

Public PHC centres: **99,111**

Health care providers trained



151 Total of healthcare providers trained

* Trainees on MHPSS topics : Number of non-specialized community workers and health care providers who received MHPSS training

Operations Support and Logistic

2 Total deliveries across the country including IA convoy

2 Total number of regular deliveries across the country including IA convoy

2 Total regular deliveries across the country

2 Total number of regular deliveries

2,667 Total number of treatment courses delivered

Total weight (tons) of supplies delivered

0 Medicines

0 Kits

0 Equipment

4 Non-medical supplies (WASH, Nutriton, and others)

4.00 ALL regular deliveries

4 Total weight (tons) of regular deliveries across the country including IA convoy

0 Inter-agency convoys

0 Total number of IA convoys

0 Total number of treatment courses delivered

Total weight (tons) of supplies delivered

0 Medicines

0 Kits

0 Equipment

0 Non-medical supplies (WASH, Nutriton, and others)

0 All deliveries under IA convoys

National NGO coordination

8 National NGOs as implementing partners

3 Supported PHC centres by WHO implementing partners

7 Mobile medical teams rolled out

10 Static medical points supported

7 IDP camps/settlements covered by WHO partners

WASH

- Points tested for drinking water quality
- Drinking water reported points tested and found to be of sub-standard quality

IDP camps

34,472 PHC outpatient consultations provided by WHO partners

32,259 Treatment courses provided by national NGOs

392 Patients referred for specialized treatment

261 Trauma cases supported by WHO partners

131 People with disabilities assisted by WHO partners

0/0

Uncontrolled sources

0/0