



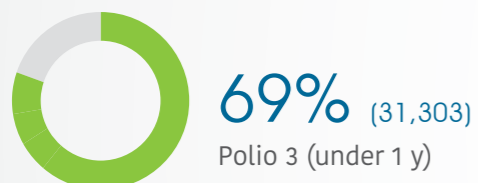
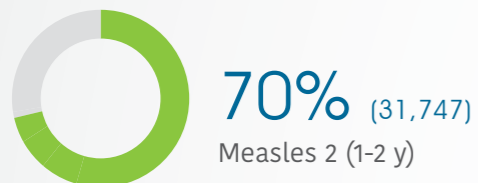
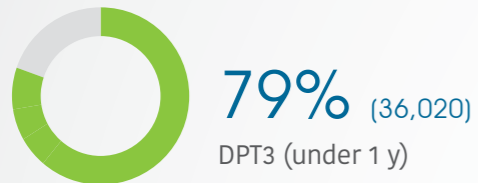
Trauma

23,135

Trauma cases supported**



Immunization (coverage rate)



Mental Health

21,119

Mental health and psychosocial support interventions provided by NGOs

578

Health facilities and community centres providing MHPSS services

Attacks



0

Attacks



0

Health workers killed or injured



Nutrition

25

Stabilization centres are treating patients with severe acute malnutrition (SAM) with medical complications

186

Patients with SAM with medical complications receiving treatment

827

Nutrition surveillance centres

101,110

Children under 5 screened

IMCI (Integrated Management of Childhood Illness):

214

Working health centers in IMCI

17,601

IMCI services

New borne care at home (NCH):

47

Health villages working in NCH

881

Home visits

27

Referred mothers and new born to specialized care

Neonatal resuscitation (NR):

35

Hospitals working in NR

5,914

New born

421

Referred new born to specialized care



Primary Health Care

5 (DoH)

Public PHC facilities/DoH received medical equipment and supplies directly by WHO



Health Information

112

Field visits (assessments, supervision, monitoring and evaluation)



Secondary Health Care

16

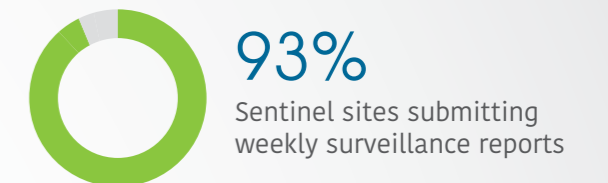
Hospitals supported directly by WHO with medical equipment and supplies***



EWARS

1,256

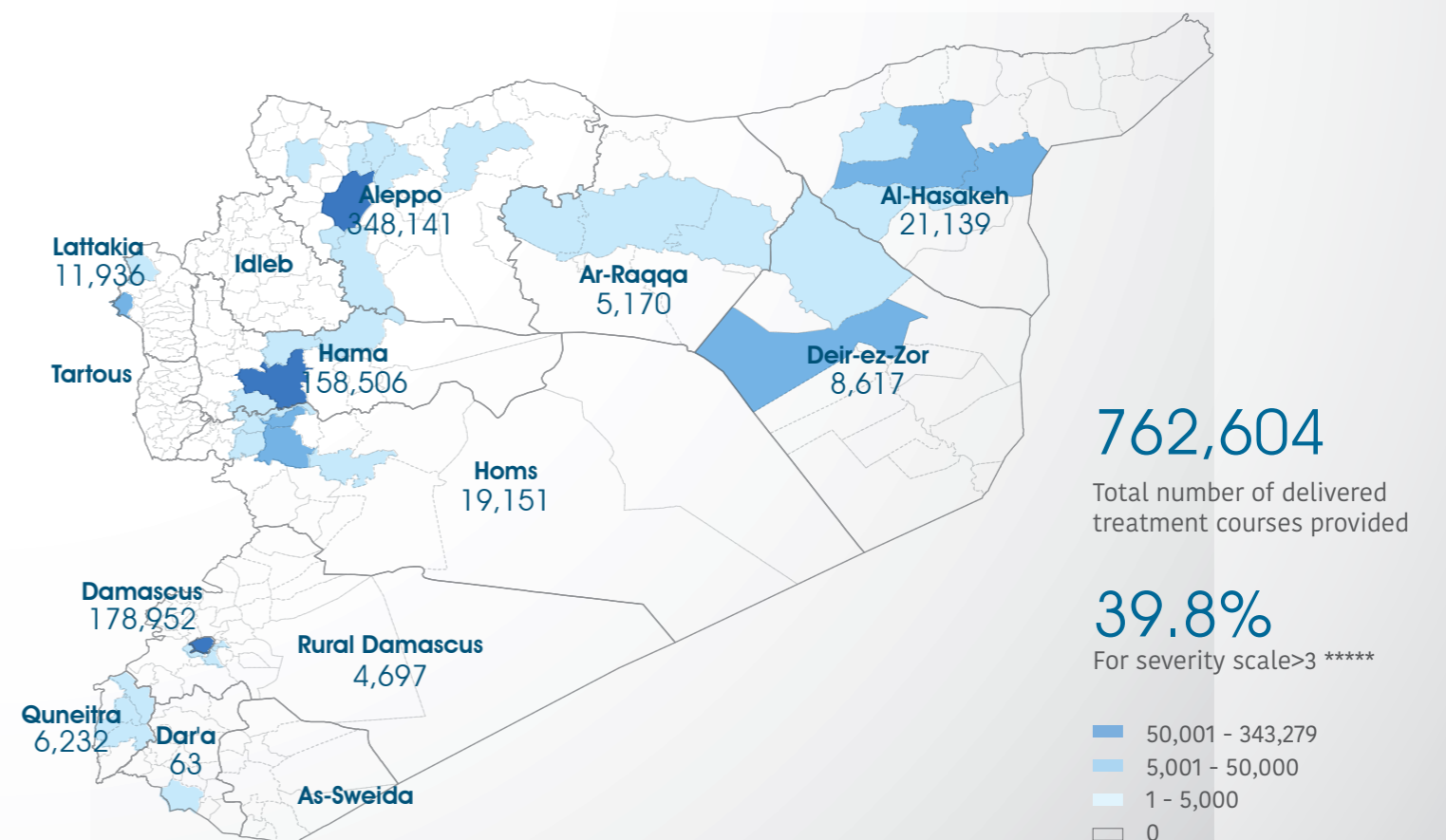
Sentinel sites



Top 5 reported morbidities

1. influenza-like illnesses
2. Acute Diarrhoea
3. Leishmaniasis
4. Lice
5. Acute Jaundice Syndrome

Number of treatment courses provided at sub-district level

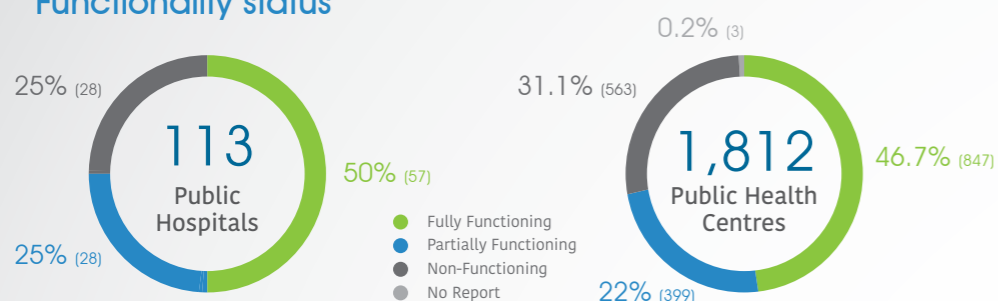


***** Data source: Severity scale July 2019

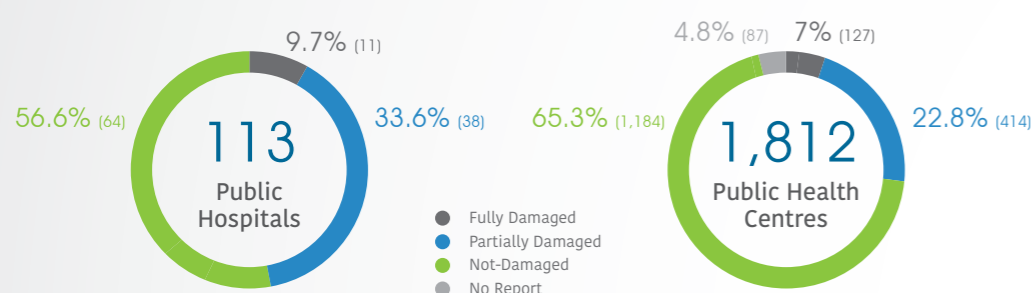
* The data in this infographic are for WHO's hub in Damascus only
 ** Based on public hospital received support from WHO
 *** Other undefined hospitals are supported indirectly throughout MoH and MoHE at central level

HeRAMS

Functionality status



Level of damage

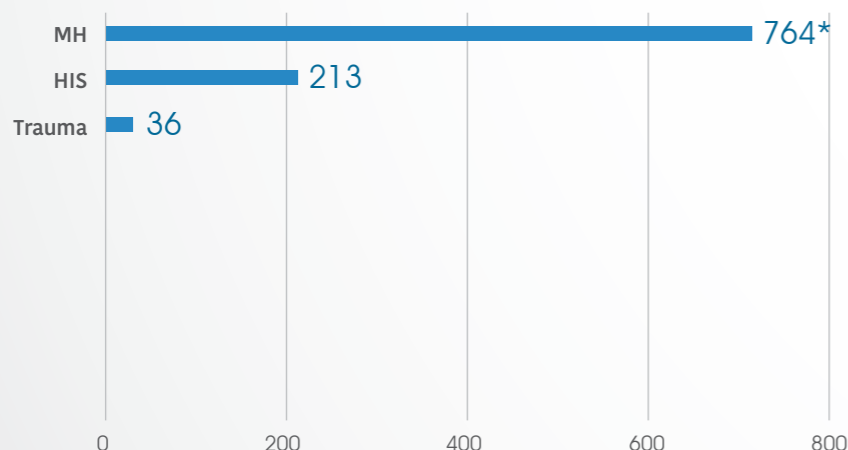


Consultations

Public Hospitals
592,229

Public PHC centres
1,038,586

Health care providers trained



1,013 Total of healthcare providers trained

* Trainees on MHPSS topics : Number of non-specialized community workers and health care providers who received MHPSS training

Operations Support and Logistic

99 Total deliveries across the country including IA convoy

99 Total number of regular deliveries across the country including IA convoy

99 Total regular deliveries across the country

99 Total number of regular deliveries

691,761 Total number of treatment courses delivered

68 Total weight (tons) of supplies delivered

68 Medicines

30 Kits

10 Equipment

16 Non-medical supplies (WASH, Nutriton, and others)

123.17 ALL regular deliveries

123 Total weight (tons) of regular deliveries across the country including IA convoy

0 Inter-agency convoys

0 Total number of IA convoys

0 Total number of treatment courses delivered

0 Total weight (tons) of supplies delivered

0 Medicines

0 Kits

0 Equipment

0 Non-medical supplies (WASH, Nutriton, and others)

0 All deliveries under IA convoys

National NGO coordination

18 National NGOs as implementing partners

13 Supported PHC centres by WHO implementing partners

21 Mobile medical teams rolled out

20 Static medical points supported

10 IDP camps/settlements covered by WHO partners

WASH

● Points tested for drinking water quality

● Drinking water reported points tested and found to be of sub-standard quality

IDP camps

88,069 PHC outpatient consultations provided by WHO partners

70,843 Treatment courses provided by national NGOs

1,589 Patients referred for specialized treatment

290 Trauma cases supported by WHO partners

557 People with disabilities assisted by WHO partners



Uncontrolled sources

