



Trauma

4,306

Trauma cases supported**



Immunization (coverage rate)



58% (6,038)

DPT3 (under 1 y)



47% (4,905)

Measles 2 (1-2 y)



46% (4,826)

Polio 3 (under 1 y)



Mental Health

17,346

Mental health and psychosocial support interventions provided by NGOs

39

Health facilities and community centres providing MHPSS services

Attacks



0

Attacks



0

Health workers killed or injured



Nutrition

5

Stabilization centres are treating patients with severe acute malnutrition (SAM) with medical complications

33

Patients with SAM with medical complications receiving treatment

33

Nutrition surveillance centres

2,779

Children under 5 screened

IMCI (Integrated Management of Childhood Illness):

17

Working health centers in IMCI

2,000

IMCI services

New borne care at home (NCH):

5

Health villages working in NCH

157

Home visits

3

Referred mothers and new born to specialized care

Neonatal resuscitation (NR):

1

Hospitals working in NR

219

New born

5

Referred new born to specialized care



Primary Health Care

1 (DoH)

Public PHC facilities/DoH received medical equipment and supplies directly by WHO



Health Information

18

Field visits (assessments, supervision, monitoring and evaluation)



Secondary Health Care

7

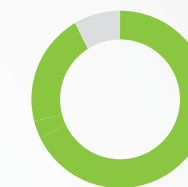
Hospitals supported directly by WHO with medical equipment and supplies***



EWARS

241

Sentinel sites



89%

Sentinel sites submitting weekly surveillance reports



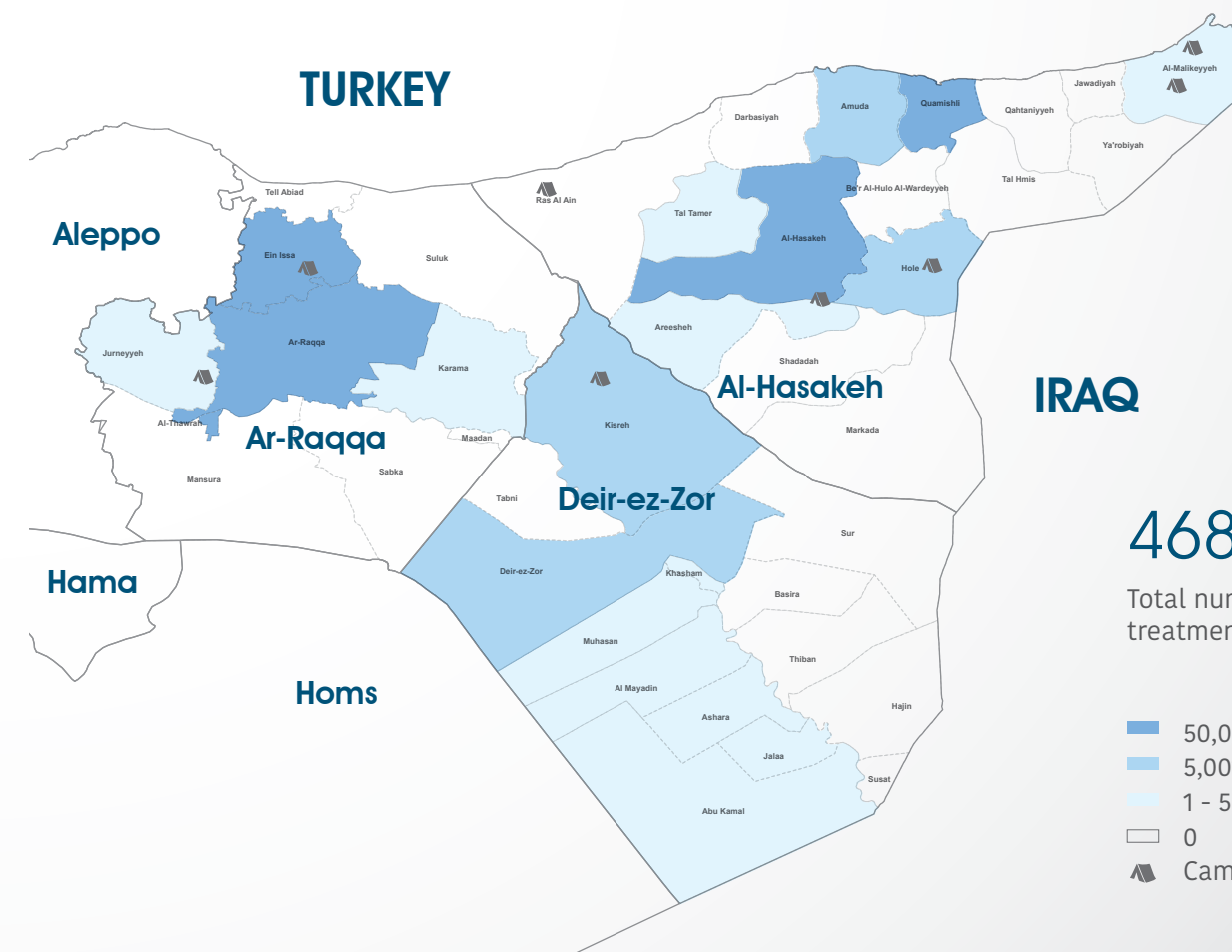
75%

Alerts investigated and responded to in a timely manner

Top 5 reported morbidities

1. influenza-like illnesses
2. Acute Diarrhoea
3. Leishmaniasis
4. Scabies
5. Acute Jaundice Syndrome

Number of treatment courses provided at sub-district level



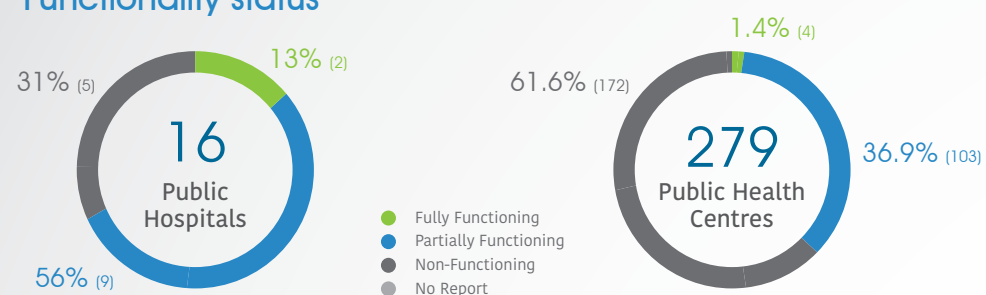
468,744

Total number of delivered treatment courses provided

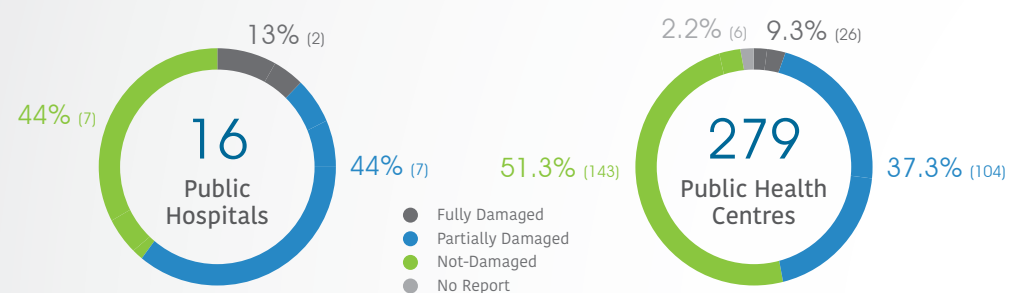
* The data in this infographic are for WHO's hub in Damascus only
 ** Based on public hospital received support from WHO
 *** Other undefined hospitals are supported indirectly throughout MoH and MoHE at central level

HeRAMS

Functionality status



Level of damage

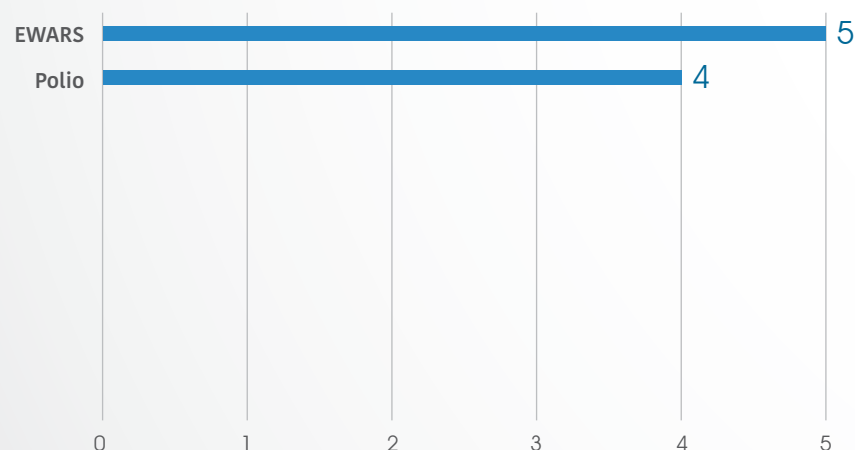


Consultations

Public Hospitals: **65,638**

Public PHC centres: **99,111**

Health care providers trained



9 Total of healthcare providers trained

Operations Support and Logistic

27 Total deliveries across the country including IA convoy

27 Total number of regular deliveries across the country including IA convoy

27 Total regular deliveries across the country

27 Total number of regular deliveries

426,345 Total number of treatment courses delivered

13 Total weight (tons) of supplies delivered

36 Medicines

7 Kits

1 Equipment

1 Non-medical supplies (WASH, Nutriton, and others)

57 ALL regular deliveries

57 Total weight (tons) of regular deliveries across the country including IA convoy

0 Inter-agency convoys

0 Total number of IA convoys

0 Total number of treatment courses delivered

0 Total weight (tons) of supplies delivered

0 Medicines

0 Kits

0 Equipment

0 Non-medical supplies (WASH, Nutriton, and others)

0 All deliveries under IA convoys

National NGO coordination

9 National NGOs as implementing partners

5 Supported PHC centres by WHO implementing partners

9 Mobile medical teams rolled out

10 Static medical points supported

7 IDP camps/settlements covered by WHO partners

WASH

● Points tested for drinking water quality

● Drinking water reported points tested and found to be of sub-standard quality

IDP camps

44,510 PHC outpatient consultations provided by WHO partners

42,399 Treatment courses provided by national NGOs

506 Patients referred for specialized treatment

494 Trauma cases supported by WHO partners

66 People with disabilities assisted by WHO partners

0/0

Uncontrolled sources

0/0