



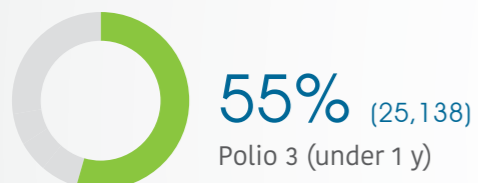
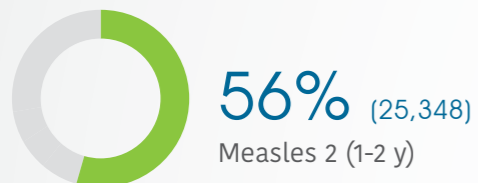
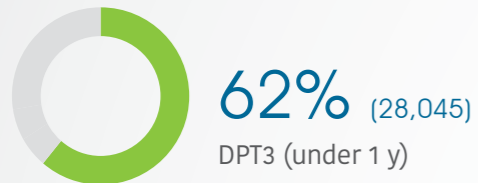
Trauma

42,686

Trauma cases supported**



Immunization (coverage rate)



Mental Health

26,015

Mental health and psychosocial support interventions provided by NGOs

578

Health facilities and community centres providing MHPSS services

Attacks



0

Attacks



0

Health workers killed or injured



Nutrition

25

Stabilization centres are treating patients with severe acute malnutrition (SAM) with medical complications

128

Patients with SAM with medical complications receiving treatment

827

Nutrition surveillance centres

90,698

Children under 5 screened

IMCI (Integrated Management of Childhood Illness):

201

Working health centers in IMCI

19,211

IMCI services

New borne care at home (NCH):

47

Health villages working in NCH

936

Home visits

25

Referred mothers and new born to specialized care

Neonatal resuscitation (NR):

35

Hospitals working in NR

5,571

New born

289

Referred new born to specialized care



Primary Health Care

3 (DoH)

Public PHC facilities/DoH received medical equipment and supplies directly by WHO



Health Information

134

Field visits (assessments, supervision, monitoring and evaluation)



Secondary Health Care

24

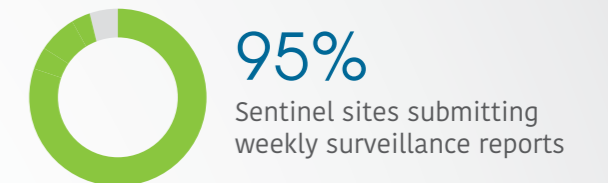
Hospitals supported directly by WHO with medical equipment and supplies***



EWARS

1,252

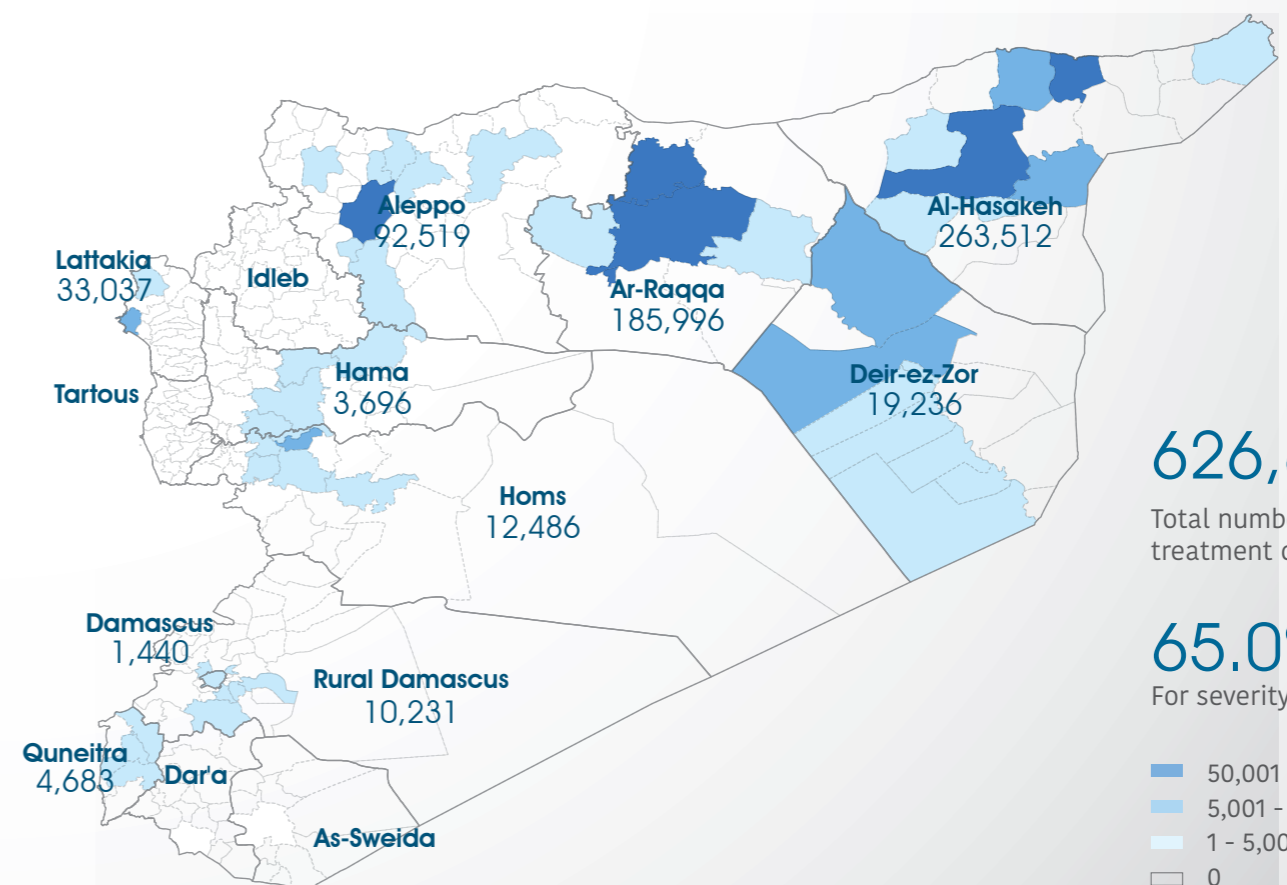
Sentinel sites



Top 5 reported morbidities

1. influenza-like illnesses
2. Acute Diarrhoea
3. Leishmaniasis
4. Lice
5. Scabies

Number of treatment courses provided at sub-district level

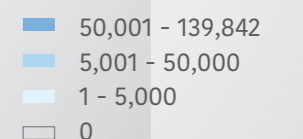


626,836

Total number of delivered treatment courses provided

65.0%

For severity scale >3 *****

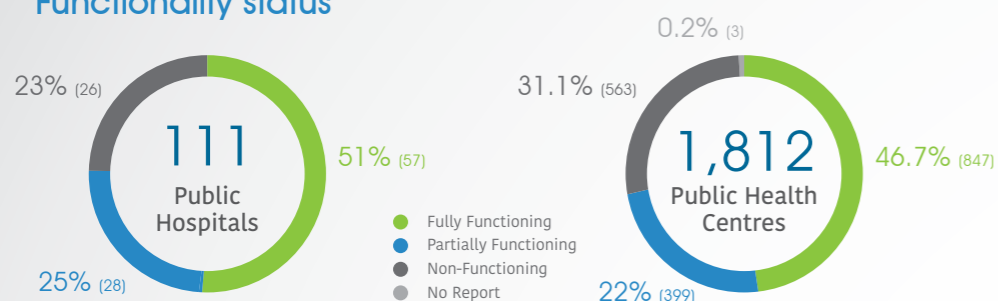


***** Data source: Severity scale July 2019

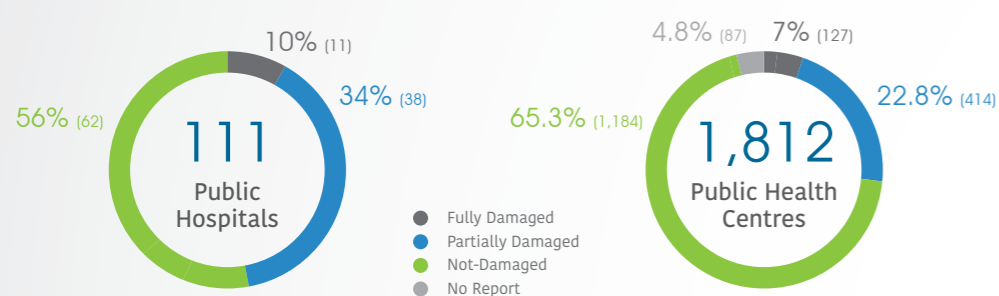
* The data in this infographic are for WHO's hub in Damascus only
 ** Based on public hospital received support from WHO
 *** Other undefined hospitals are supported indirectly throughout MoH and MoHE at central level

HeRAMS

Functionality status



Level of damage

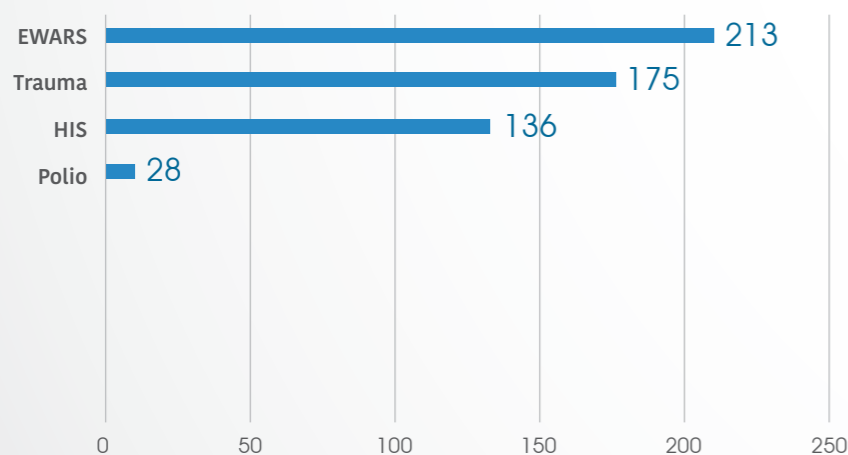


Consultations

Public Hospitals
648,384

Public PHC centres
1,038,586

Health care providers trained



552 Total of healthcare providers trained

Operations Support and Logistic

80 Total deliveries across the country including IA convoy

80 Total number of regular deliveries across the country including IA convoy

80 Total regular deliveries across the country

80 Total number of regular deliveries

541,893 Total number of treatment courses delivered

24 Total weight (tons) of supplies delivered

Medicines

45 Kits

10 Equipment

28 Non-medical supplies (WASH, Nutriton, and others)

107 ALL regular deliveries

107 Total weight (tons) of regular deliveries across the country including IA convoy

0 Inter-agency convoys

0 Total number of IA convoys

0 Total number of treatment courses delivered

0 Total weight (tons) of supplies delivered

Medicines

0 Kits

0 Equipment

0 Non-medical supplies (WASH, Nutriton, and others)

0 All deliveries under IA convoys

National NGO coordination

18 National NGOs as implementing partners

15 Supported PHC centres by WHO implementing partners

23 Mobile medical teams rolled out

16 Static medical points supported

10 IDP camps/settlements covered by WHO partners

WASH

● Points tested for drinking water quality

● Drinking water reported points tested and found to be of sub-standard quality

IDP camps

112,974 PHC outpatient consultations provided by WHO partners

84,943 Treatment courses provided by national NGOs

1,565 Patients referred for specialized treatment

748 Trauma cases supported by WHO partners

4,547 People with disabilities assisted by WHO partners



Uncontrolled sources

