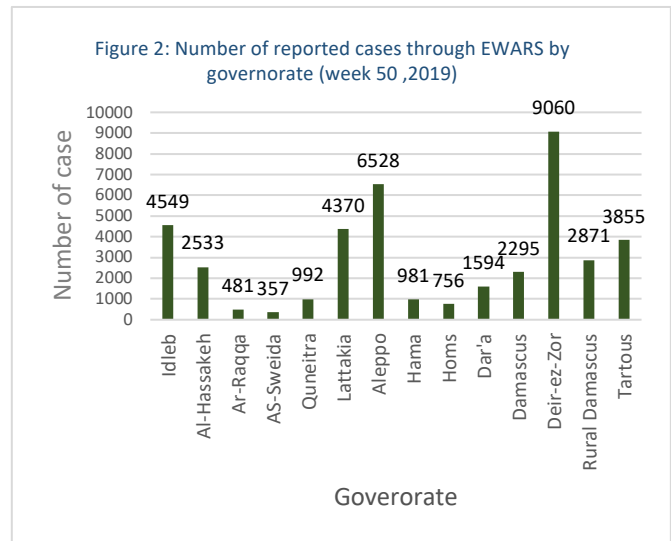
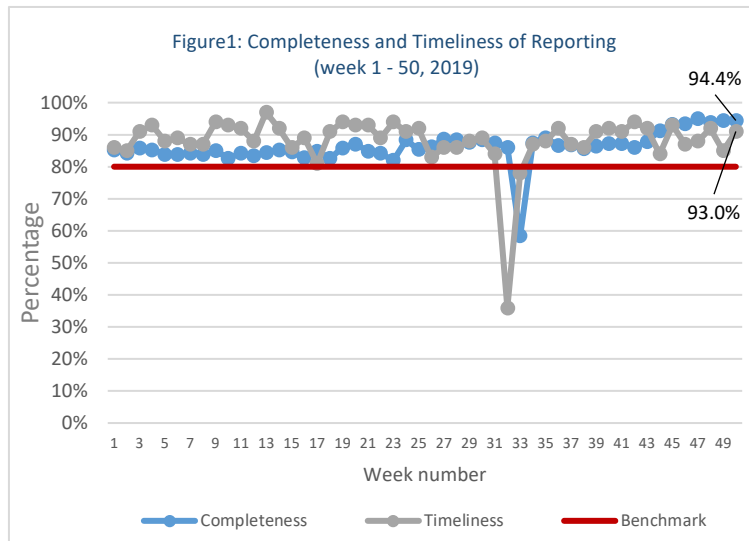


Highlights

- A total of 262 060 consultations were recorded in all the 14 governorates in week 50.
- The leading causes of morbidity among all age groups were influenza-like illnesses (62.4%) and acute diarrhea (22.1%).
- 29 suspected measles cases were reported during week 50. Among them, the blood specimens of 22 cases were collected and tested at the reference laboratory in Damascus. The laboratory result showed all tested negative for measles.
- Six acute flaccid paralysis cases were reported in week 50 from Hama (4), Homs (1), and As-Sweida (1).
- A total of 316 cases of SARI were reported and the trend remains upward.
- A significant increase of the cases was observed in Deir-ez-Zor with 1334 case reported in week 50 which increased by 48.1% compared to the average of the last three weeks.

Performance Indicators

- A total of 1186 out of 1256 active reporting sites (94.4%) in all 14 governorates of Syria reported through EWARS, with 93.0% timeliness among those sites providing data during week 50 (Figure 1).



Morbidity

1. Proportional Morbidity

- A total of 262 060 consultations were recorded in 1186 health facilities in 14 governorates in week 50, 2019. Among them, 41 222 cases were EWARS notifiable health conditions (Figure 2).
- Among all age groups, the leading causes of morbidity influenza-like illnesses (ILI) (62.4%), and acute diarrhea (AD) (22.1%).
- Of the 41 222 total reported cases, 50.1% (20 650) were female, and 41.5% (17 146) were children under 5 years old.
- Among children under 5 years of age, 60.6% of cases are ILI, and AD representing 27.1% of the cases during this reporting period (Figure 3).
- The proportional morbidity of ILI to the total consultation in week 50 is 9.8% which increased by 0.6% from the last three weeks (Figure 4).

Figure3: Proportional morbidity by age group in week 50, 2019

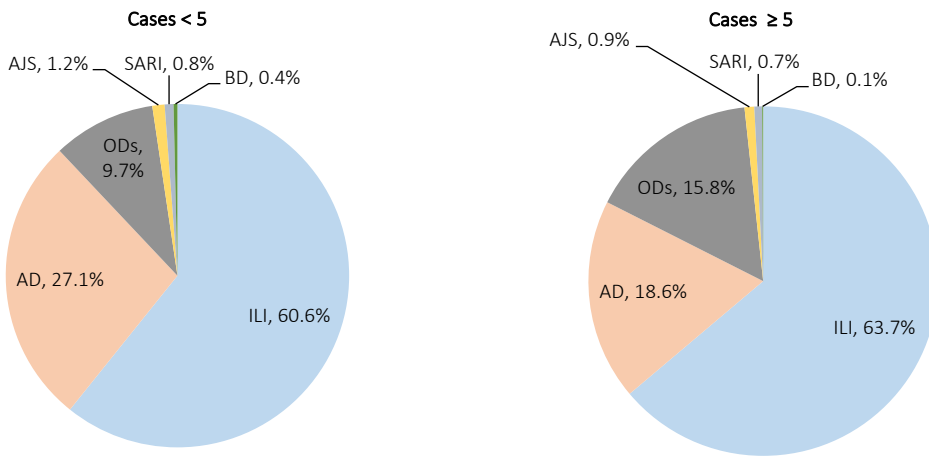
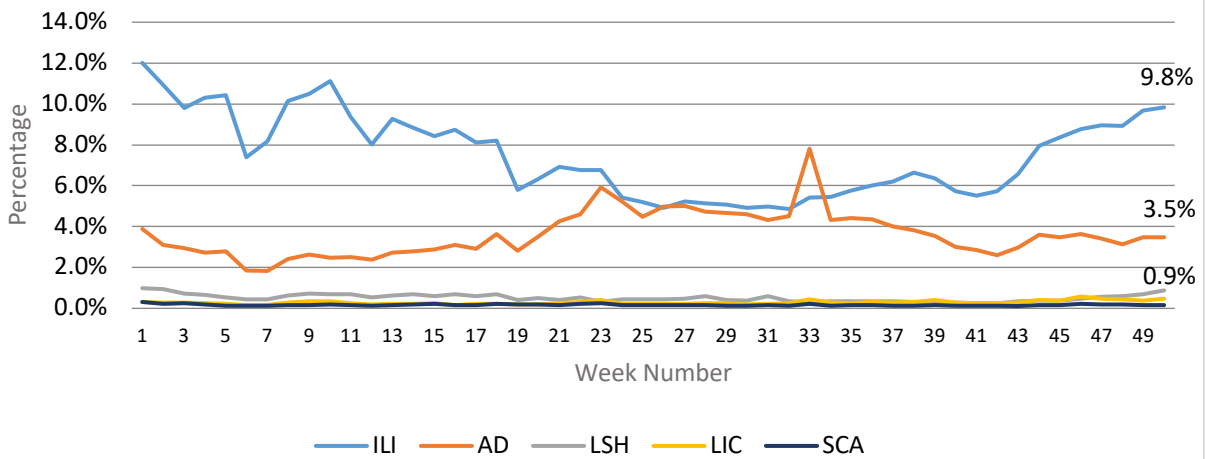


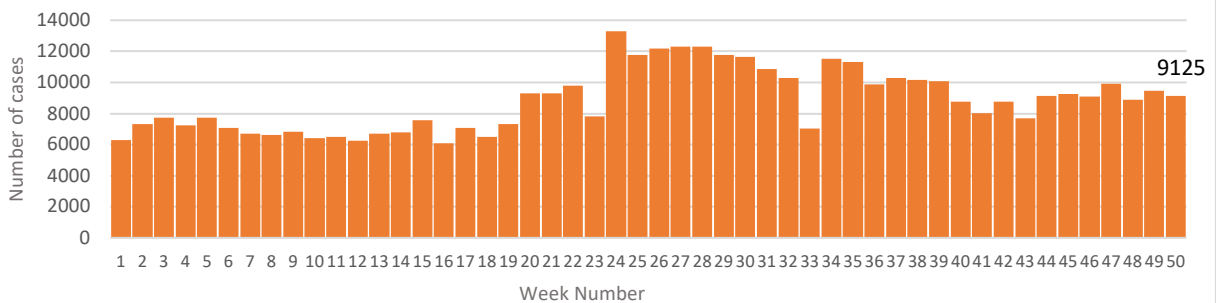
Figure 4: Proportion of Morbidity of top 5 diseases among the total consultation (week 1 - 50, 2019)



2. Waterborne Diseases

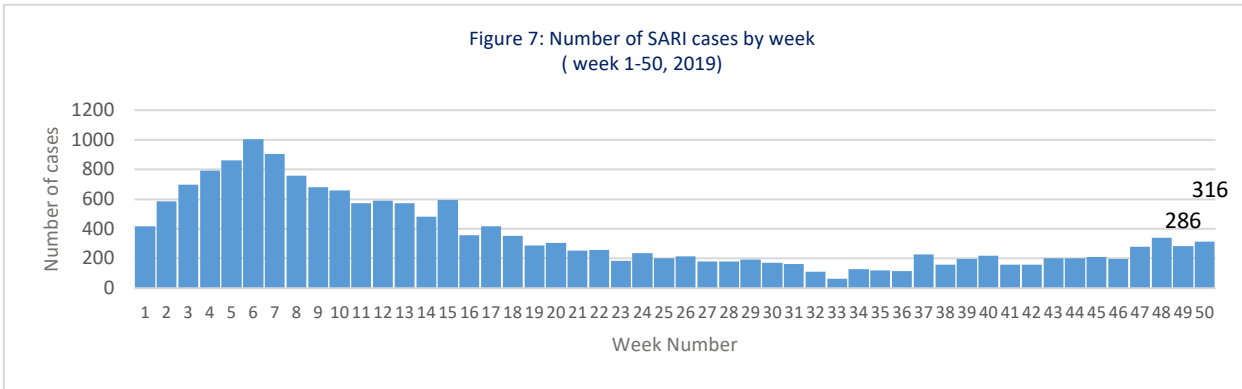
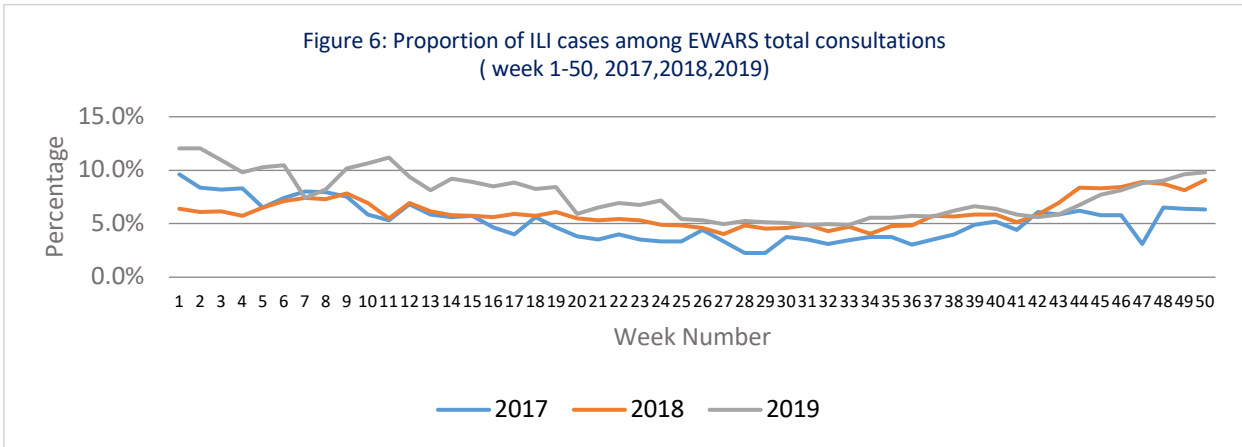
- There no case of acute watery diarrhea (AWD) in week 50.
- A total of 9125 AD cases were reported during week 50, which decreased by 3.0% compared to the average of the last three weeks (Figure 5) .

Figure 5: Number of acute diarrhea by week (week 1-50, 2019)



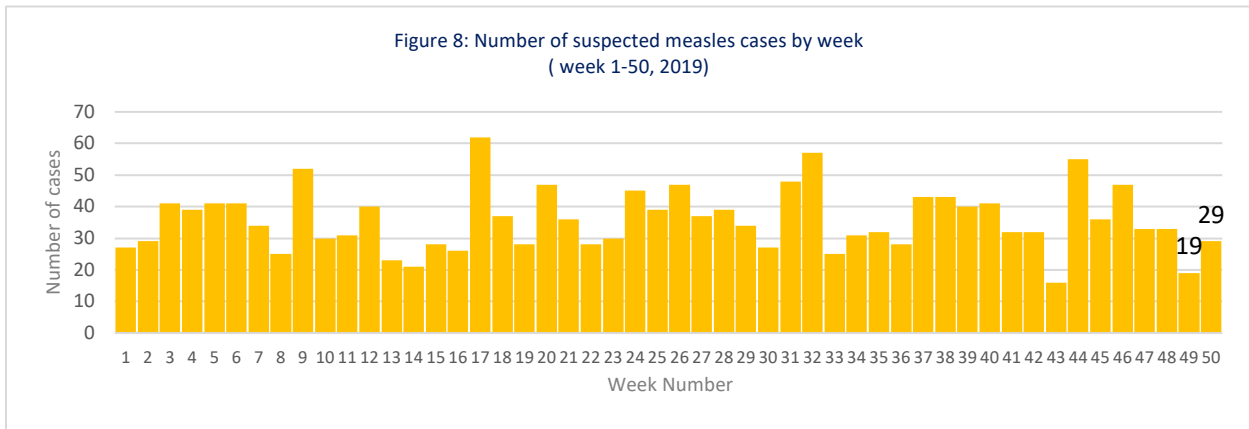
3. Respiratory Diseases

- In total, 25 914 ILI cases were reported during week 50, and the trend remains stable. The proportional morbidity of ILI among the total consultation is 9.8% which exceeded by 0.7% of the same week in 2018 (Figure 6) .
- A total of 316 cases of SARI were reported during week 50 which increased by 4.6% compared to the average of the last three weeks.



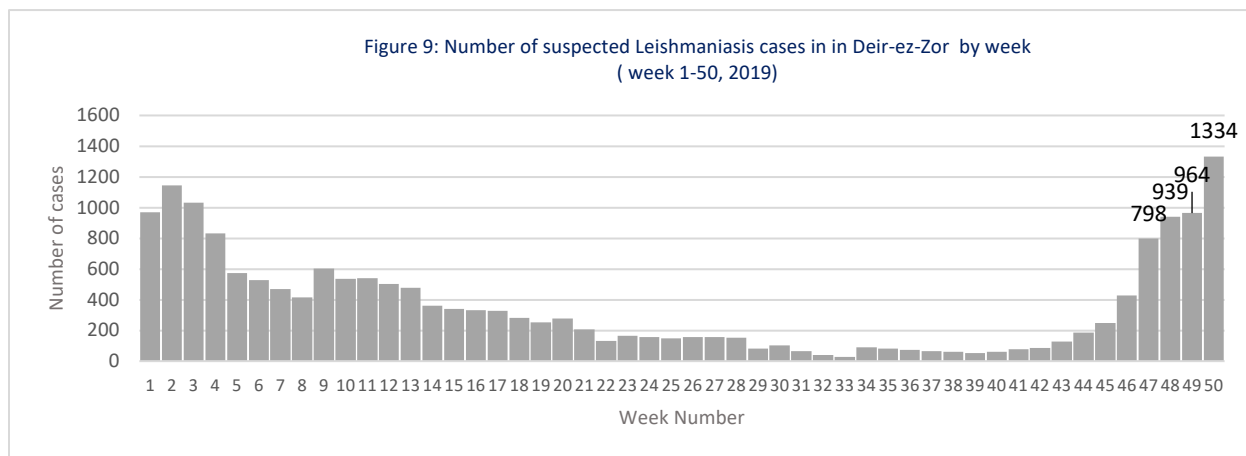
4. Vaccine Preventable Diseases

- Six cases of acute flaccid paralysis (AFP) were reported in week 50. One case of child under 5 years old from Homs, and five cases of children above 5 from Hama (4) and As-Sweida (1).
- A total of 29 cases of suspected measles were reported in week 50. During 2019, in total 1784 suspected measles cases have been reported and most cases were reported from Deir-ez-Zor (19.7%), Ar-Raqqa (16.6%), and Idleb (15.3%).



3. Other Diseases

- A total of 5461 cases were reported as “other diseases” through EWARS. The health conditions with the highest incidents were leishmaniasis (2296), lice (1255), and scabies (432).
- During week 50, most of suspected leishmaniasis cases were reported from Deir-ezZor (58.1%), Aleppo (25.7%), and Idleb (8.5%). In Deir-ez-Zor, the significant increase of the cases were reported. In week 50, 1334 case were reported which increased by 48.1% compared to the average of the last three weeks (Figure 9).



Public Health Response Actions

Suspected measles

A total of 29 suspected measles cases was reported during week 50. All the cases were investigated by rapid response teams of the health directorates except for the cases reported from Idleb governorate (7 cases) where the access is limited. The blood specimens from 22 suspected cases were collected and tested for IgM ELISA at the reference laboratory in Damascus. The laboratory result showed all 38 samples were negative for measles.

Acute flaccid paralysis

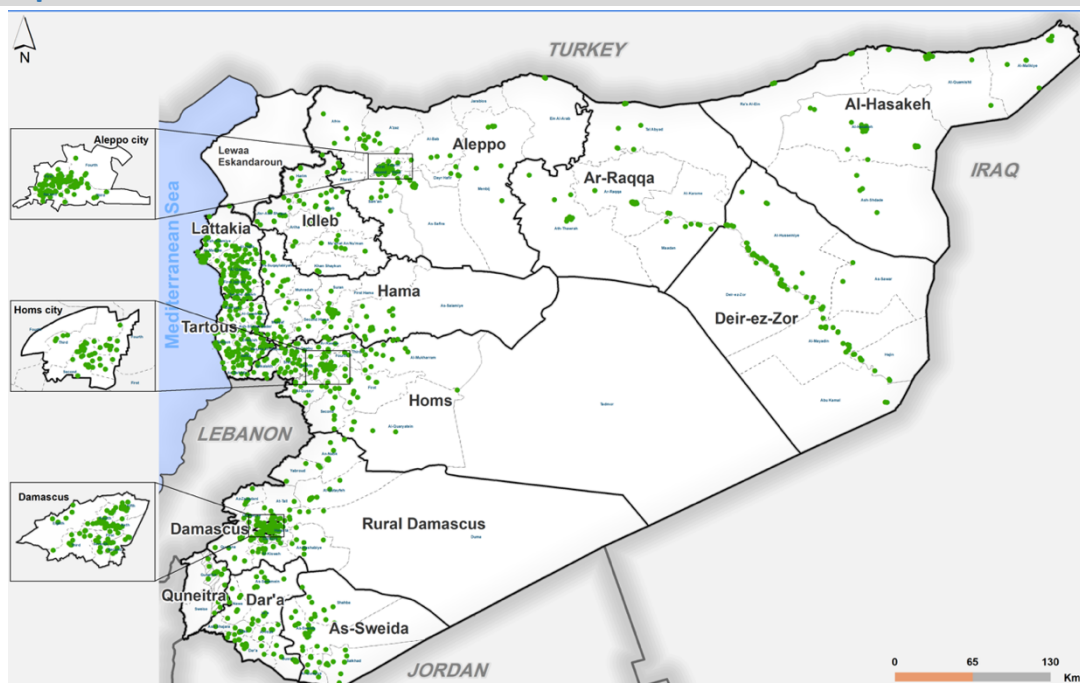
Six AFP cases were reported during week 50. Among them, one case was a child under 5 years old ,and five cases were children above 5 years old. The stool samples from the all six cases were collected and tested at the polio reference laboratory in Damascus, and the result showed the all case were negative for poliomyelitis.

Severe acute respiratory infection (SARI)

- Between 21 October and 14 December, 31 samples were collected from SARI cases admitted to ICU. The samples were sent and tested at the influenza reference laboratory in Damascus. Influenza type B was detected in three cases and type A (not subtyped) was detected in four cases.
- WHO procured 90 000 doses of seasonal influenza vaccine and donated 50 000 doses to MoH, 25 000 doses to the Ministry of High Education, and the rest to the partners. Also, WHO delivered the laboratory supplies (Real-Time PCR and Endpoint RT-PCR kits) to subtyping influenza type A and B.

Disease	Week 49	Week 50
Acute diarrhea (AD)	9 446	9 125
Bloody diarrhea (BD)	107	83
Acute watery diarrhea (AWD)	0	0
Acute jaundice syndrome (AJS)	398	414
Influenza like illness (ILI)	26 291	25 732
Acute flaccid paralysis (AFP)	6	6
Suspected measles (SM)	19	29
Suspected meningitis (SMN)	57	56
Typhoid fever (TYF)	211	265
Brucellosis (BRU)	140	217
Suspected tuberculosis (TB)	25	31
Severe acute respiratory infection (SARI)	286	316
Suspected pertussis (PER)	106	136
suspected leishmaniasis (LSH)	1 909	2 296
Suspected chickenpox (CHP)	414	389
Scabies (SCA)	473	432
Lice (LIC)	998	1 255
Suspected mumps (MUM)	70	81
Others	261	359
Total	41 217	41 222

Annex 2: Map of EWARS sentinel sites



		Idleb	Al-Hasakeh	Ar-Raqqa	As-Sweida	Quneitra	Lattakia	Aleppo	Hama	Homs	Dar'a	Damascus	Deir-ez-Zor	Rural Damascus	Tartous	Total
Acute diarrhea (AD)	< 5	857	433	120	24	65	296	758	174	84	175	336	944	217	170	4 653
	≥ 5	802	319	60	17	98	397	524	177	76	160	368	951	287	236	4 472
Bloody diarrhea (BD)	< 5	0	2	0	0	0	0	0	0	0	4	1	51	3	1	62
	≥ 5	0	7	2	0	0	0	0	0	0	1	4	5	2	0	21
Acute watery diarrhea (AWD)	< 5	0	0	0	0	0	0	0	0	0	0	0	0	0	0	0
	≥ 5	0	0	0	0	0	0	0	0	0	0	0	0	0	0	0
Acute jaundice syndrome (AJS)	< 5	49	7	27	2	3	1	6	2	1	8	4	85	3	0	198
	≥ 5	43	4	26	6	4	8	14	21	3	20	9	47	10	1	216
Influenza like illness (ILI)	< 5	965	593	157	93	287	1 246	1 745	162	217	434	510	2 236	862	888	10 395
	≥ 5	902	828	66	197	496	1 913	2 622	168	264	652	967	2 421	1 394	2 447	15 337
Acute flaccid paralysis (AFP)	< 5	0	0	0	0	0	0	0	0	1	0	0	0	0	0	1
	≥ 5	0	0	0	1	0	0	0	4	0	0	0	0	0	0	5
Suspected measles (SM)	< 5	0	3	2	0	0	0	2	0	0	4	2	0	0	0	13
	≥ 5	7	0	0	0	0	0	5	0	1	0	2	1	0	0	16
Suspected meningitis (SMN)	< 5	2	1	5	0	0	0	0	3	0	0	2	10	1	1	25
	≥ 5	13	1	1	1	0	3	3	3	0	1	3	2	1	1	31
Severe acute respiratory infection (SARI)	< 5	0	19	0	0	1	8	8	55	2	0	16	3	0	30	142
	≥ 5	0	15	0	9	0	13	0	32	1	0	52	6	0	46	174
Typhoid fever (TYF)	< 5	28	0	0	0	0	0	1	0	0	1	0	2	2	0	34
	≥ 5	34	1	1	0	5	0	13	9	0	19	0	144	5	0	231
Brucellosis (BRU)	< 5	13	0	0	0	0	0	1	0	0	0	0	6	2	0	22
	≥ 5	22	2	0	0	6	1	10	9	1	11	0	126	6	1	195
Suspected tuberculosis (TB)	< 5	7	0	0	0	0	0	0	0	0	0	0	0	0	0	7
	≥ 5	4	0	0	1	0	0	12	0	0	0	1	2	1	3	24
Suspected pertussis (PER)	< 5	37	2	0	0	0	0	0	0	0	0	0	47	0	0	86
	≥ 5	33	0	0	0	0	0	1	0	0	0	0	16	0	0	50
suspected leishmaniasis (LSH)	< 5	94	23	1	0	0	0	115	3	0	0	1	505	3	0	745
	≥ 5	102	49	0	1	0	8	476	55	6	0	5	829	9	11	1 551
Suspected chickenpox (CHP)	< 5	26	49	4	0	1	5	14	1	4	6	1	64	5	0	180
	≥ 5	31	71	4	0	0	7	28	10	6	8	4	32	4	4	209
Scabies (SCA)	< 5	48	6	0	0	0	2	5	1	4	0	0	58	0	0	124
	≥ 5	94	9	0	2	5	9	32	11	10	3	4	123	3	3	308
Lice (LIC)	< 5	120	5	0	0	5	26	35	18	12	3	0	59	1	1	285
	≥ 5	191	5	0	3	12	426	82	50	24	43	3	110	10	11	970
Suspected mumps (MUM)	< 5	3	1	0	0	0	0	3	0	1	0	0	12	1	0	21
	≥ 5	22	7	5	0	1	0	2	2	1	0	0	19	1	0	60
Others	< 5	0	30	0	0	2	1	10	6	14	8	0	79	3	0	153
	≥ 5	0	41	0	0	0	3	1	5	23	33	0	65	35	0	206
Total of < 5		2 249	1 174	316	119	364	1 585	2 703	425	340	643	873	4 161	1 103	1 091	17 146
Total of ≥ 5		2 300	1 359	165	238	628	2 785	3 825	556	416	951	1 422	4 899	1 768	2 764	24 076
Grand total		4 549	2 533	481	357	992	4 370	6 528	981	756	15 94	2 295	9 060	2 871	3 855	41 222