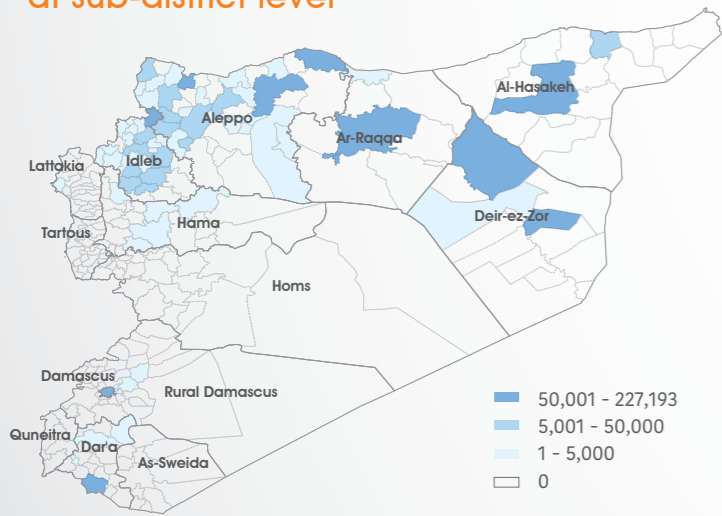


**Trauma**  
**81,519**  
 Total number of trauma consultations supported

**Funding**  
**140,914,950**  
 Funding requested (WoS)  
**16,342,458**  
 Funding received by WHO (WoS)

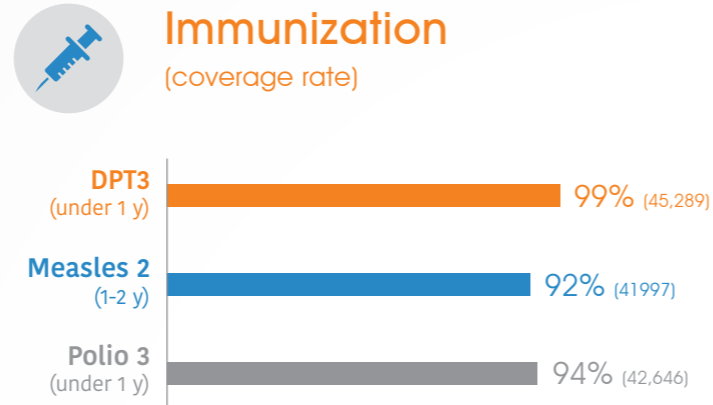
**Attacks**  
**4**  
 Attacks on health Care  
**0**  
 Health workers killed  
**1**  
 Health workers injured

Number of treatment courses provided at sub-district level



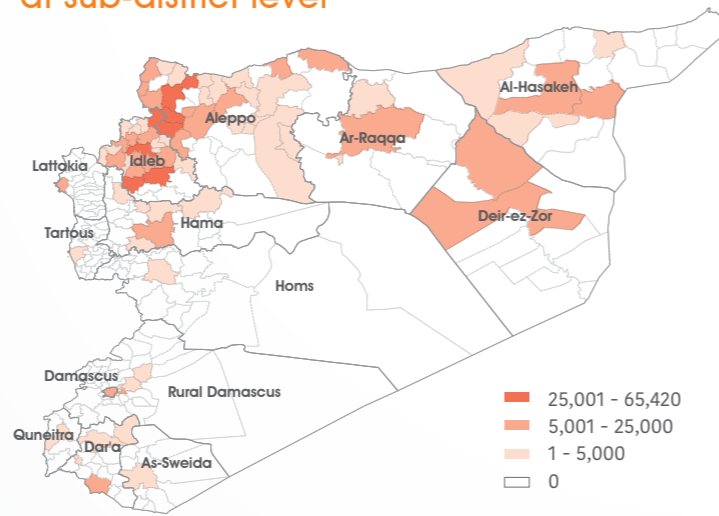
**1,531,802**  
 Treatment courses provided (drug treatment for one disease, one medical procedure such as dressing, dialysis)  
 59% XB  
 41% Regular

**Primary Health Care**  
**549,461**  
 Outpatient consultations provided



**Implementing Partners**  
**49**  
 NGOs as implementing partners supported by WHO

Number of medical procedures supported at sub-district level



**652,445**  
 Medical procedures (outpatient consultations, trauma consultations, mental health consultations, physical rehabilitation sessions, vaginal deliveries, caesarian sections, cases referred for treatment)  
 88% XB  
 12% Regular

**Mental Health**  
**94,936\***  
 Mental health consultations supported

**EWARS**  
**1,780**  
 Registered sentinel sites  
**1,556**  
 Sentinel sites submitting weekly surveillance reports  
**87%**  
 Of sentinel sites submitting weekly surveillance reports (Completeness)

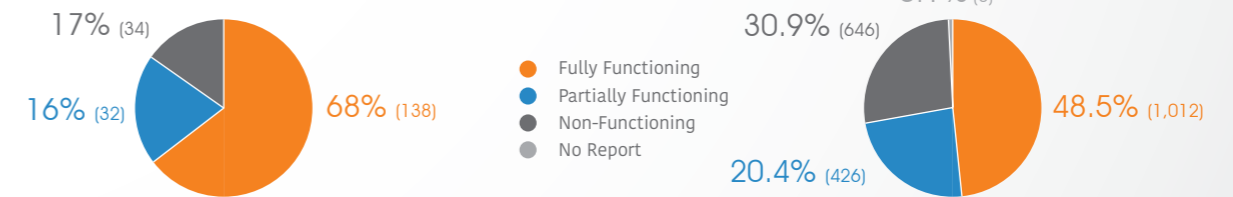
**Healthcare providers trained**  
**3,111**  
 Total of healthcare providers trained

HeRAMS\*\*

204 Hospitals

2,087 Fixed PHCCs

Functionality status



Level of damage



Operations Support and Logistic through all modalities (within Syria and XB)

Total WHO deliveries across Syria through all modalities

**320.8**  
 Total weight (tons) of all delivered health supplies  
 52% XB  
 48% Regular

**1,509,332**  
 Total number of all delivered treatment courses  
**92**  
 Total number of regular deliveries across the country including IA (through XL and XB)

**Outreach Services**  
**56**  
 Rolled out mobile medical teams/clinics

\* Data from Damascus hub is for NGOs and public facilities

\*\* HeRAMS data is based on Q4 2018