

Trauma

87,041
Supported trauma cases*

Secondary Health Care

52
Hospitals supported with medical equipment and supplies directly by WHO**

Number of treatment courses provided at sub-district level

Immunization

68% (29,805)
DPT3 coverage rate

75% (32,924)
Measles 2 coverage rate

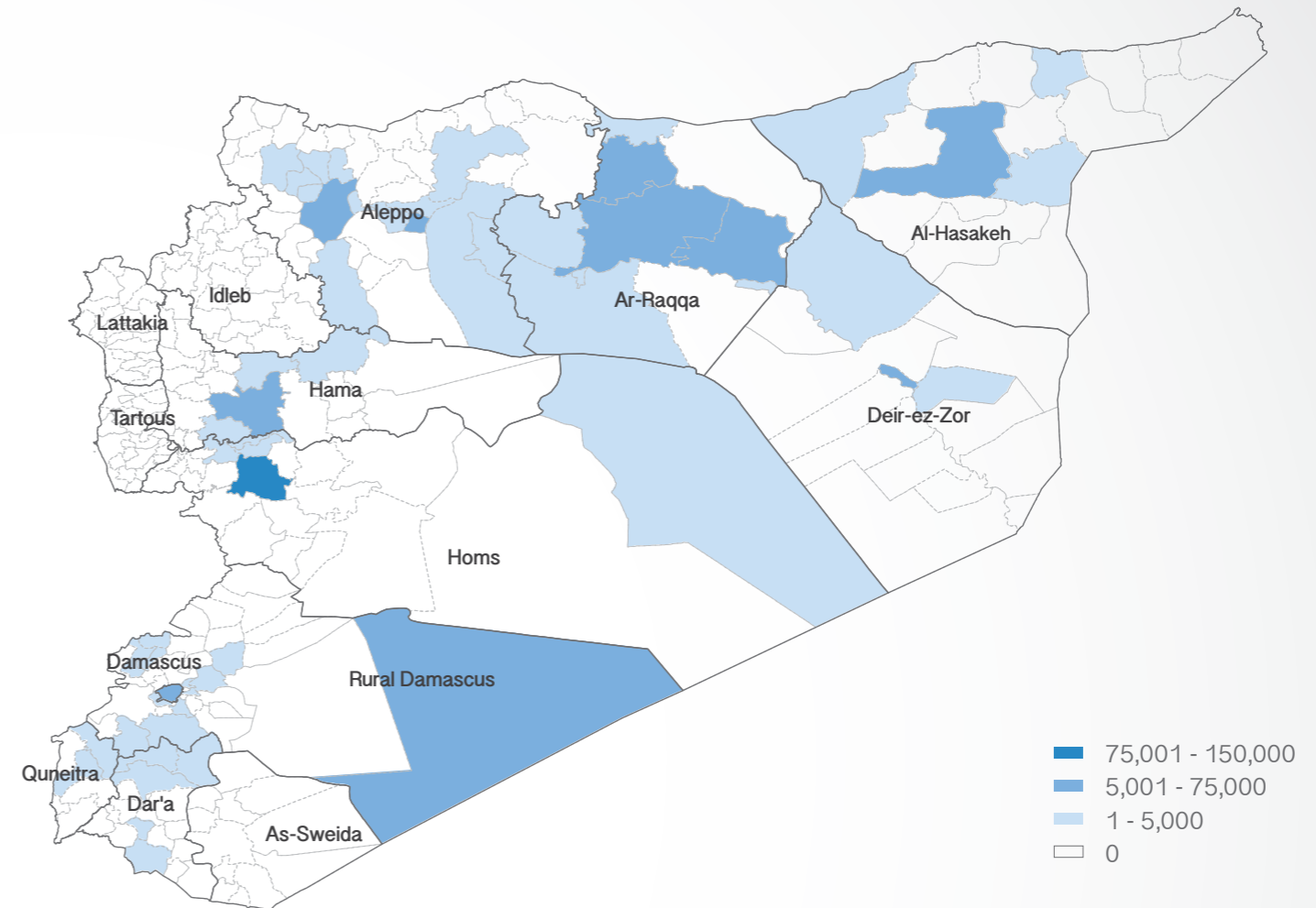
74% (32,226)
Polio 3 coverage rate

Mental Health

8,324
Mental health and psychosocial support interventions provided by NGOs

137
Health facilities and community centers providing MHPSS services

3% (59 out of 1,801)
mhGAP trainees***



Primary Health Care

4 (DoH)
Public PHC facilities/DoH received medical equipment and supplies directly by WHO

986,662
Public PHC consultations

EWARS

1,293
Sentinel sites

84%
Sentinel sites submitting weekly surveillance reports

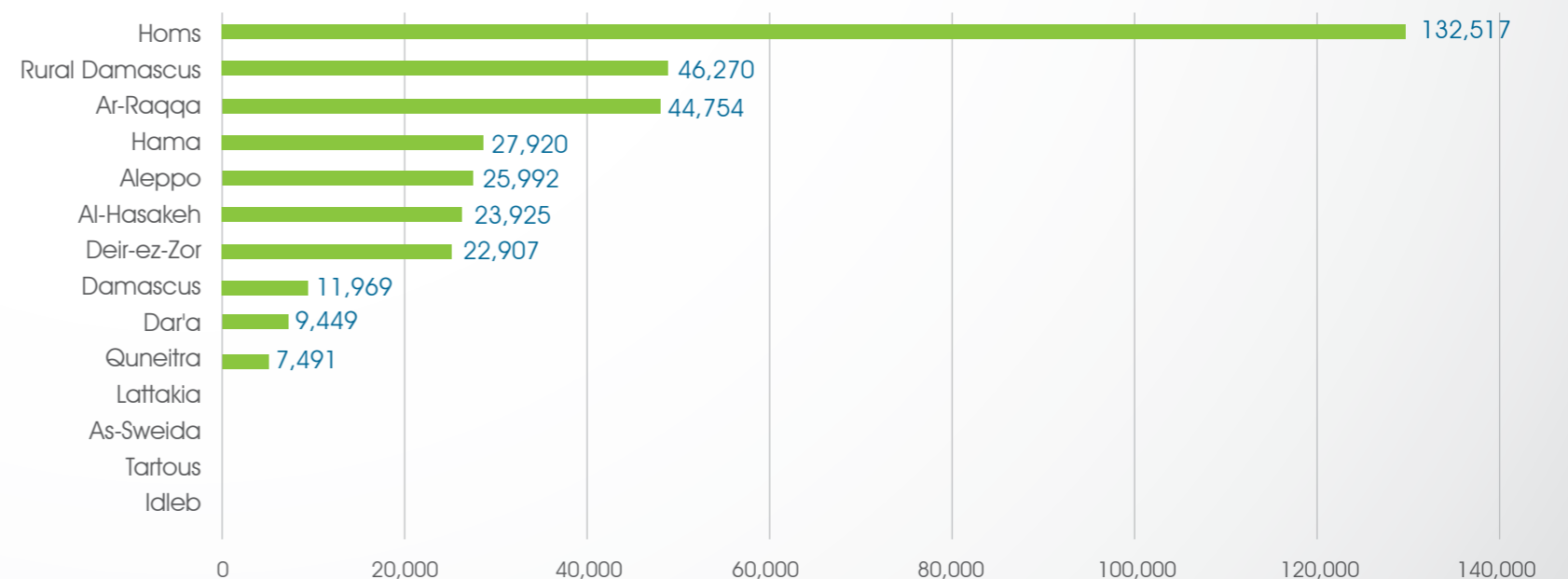
97%
Alerts investigated and responded to timely manner

Health Information

106
Field visits (assessments, supervision, monitoring and evaluation)

5
Top 5 reported morbidities
1. Influenza like illnesses
2. Acute Diarrhea
3. Leishmaniasis
4. Lice
5. Acute Jaundice Syndrome

Treatment courses provided

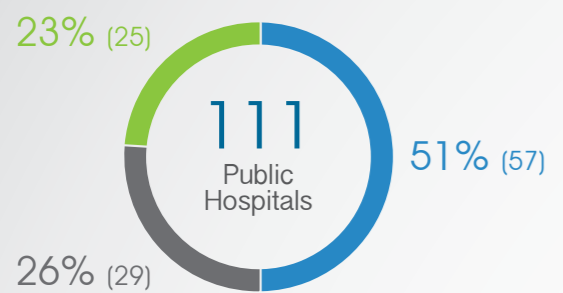


* Based on public hospital received support from WHO

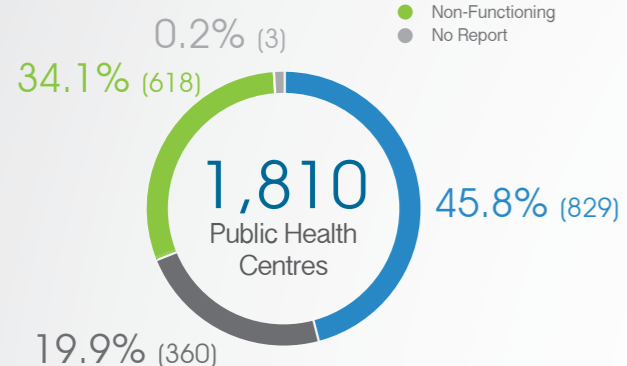
** Other undefined hospitals are supported indirectly throughout MoH and MoHE at central level

*** Percentage of mhGAP previously-trained health professionals, 2014 till now, who received follow-up and/or on-the-job trainings

HeRAMS Functionality Status



- Fully Functioning
- Partially Functioning
- Non-Functioning
- No Report



WASH

- 43** Points tested for drinking water quality (from IDPs camps)
- 19** Drinking water reported points tested and found to be of sub-standard quality (from IDPs camps)
- 189** Points tested for drinking water quality (from uncontrolled sources)
- 164** Drinking water reported points tested and found to be of sub-standard quality (from uncontrolled sources)

Attacks

- 1** Attacks
- 0** Health workers killed or injured

National NGO coordination

- 24** National NGOs as implementing partners
- 12** Supported PHC centers by WHO implementing partners
- 39** Rolled out mobile medical teams
- 7** Supported static medical points
- 20** IDPs camps/settlements covered by WHO partners
- 111,410** PHC outpatient consultations provided by WHO partners
- 88,557** Treatment courses provided by national NGOs
- 2,895** Referral cases
- 915** Trauma cases supported by WHO partners
- 771** People with disabilities assisted by WHO partners

Operations Support and Logistic

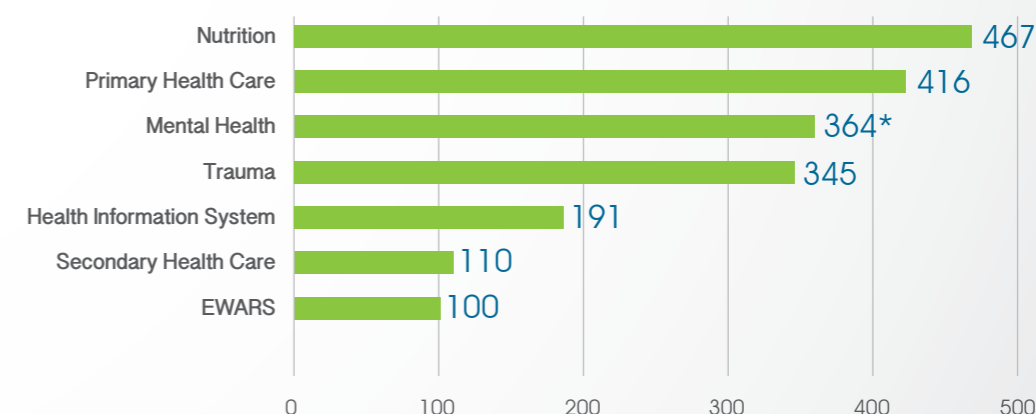
- 353,194** Treatment courses provided across the country
- 123** Completed dispatches across the country
- 138.34** Weight (tons) of completed dispatches across the country

	Planned	Delivered	Fully Removed
IA Convoys	20 IA convoys planned to reach the besieged locations	1.00 IA convoys that reached besieged locations	
Medicines	23 Weight of medicines (tons) planned for delivery under IA convoys	2.94 Weight of medicines (tons) delivered under IA convoys	0 Weight of medicines (tons) fully removed from IA convoys
Health kits	30 Weight of health kits (tons) planned for delivery under IA convoys	0.22 Weight of health kits (tons) delivered under IA convoys	0 Weight of health kits (tons) fully removed from IA convoys
Medical equipment	13 Weight of medical equipment (tons) planned for delivery under IA convoys	0 Weight of medical equipment (tons) delivered under IA convoys	0 Weight of medical equipment (tons) fully removed from IA convoys
Shipments	66 Weight of shipments (medicines, kits, equipment) (tons) planned to be delivered under IA convoys	3.16 Weight of shipments (medicines, kits, equipment) (tons) delivered under IA convoys	0 Weight of shipments (medicines, kits, equipment) (tons) fully removed from IA convoys
Medical treatments	680,000 Number of medical treatments planned to be delivered under IA convoys	31,601 Number of medical treatments delivered under IA convoys	0 Number of medical treatments fully removed from IA convoys

Nutrition

- 21** Stabilization Centers for treatment of complicated SAM
- 132** Cases for treatment of complicated SAM
- 781** Nutrition surveillance centers
- 102,602** Children screened under 5

Healthcare providers trained



Total of healthcare providers trained **1,993**

* Number of trainees on MHPSS topics: Number of non-specialized community workers and health care providers received trainings on MHPSS