

Trauma

**6,810**  
Supported trauma cases\*

Secondary Health Care

**9**  
Hospitals supported with medical equipment and supplies directly by WHO\*\*

Number of treatment courses provided at sub-district level

Immunization

**101%** (4,021)  
DPT3 coverage rate

**86%** (3,407)  
Measles 2 coverage rate

**83%** (3,290)  
Polio 3 coverage rate

Mental Health

**1,501**  
Mental health and psychosocial support interventions provided by NGOs

**13**  
Health facilities and community centers providing MHPSS services

**0**  
mhGAP trainees\*\*\*

Primary Health Care

**1** (DoH)  
Public PHC facilities/DoH received medical equipment and supplies directly by WHO

**88,260**  
Public PHC consultations

EWARS

**237**  
Sentinel sites

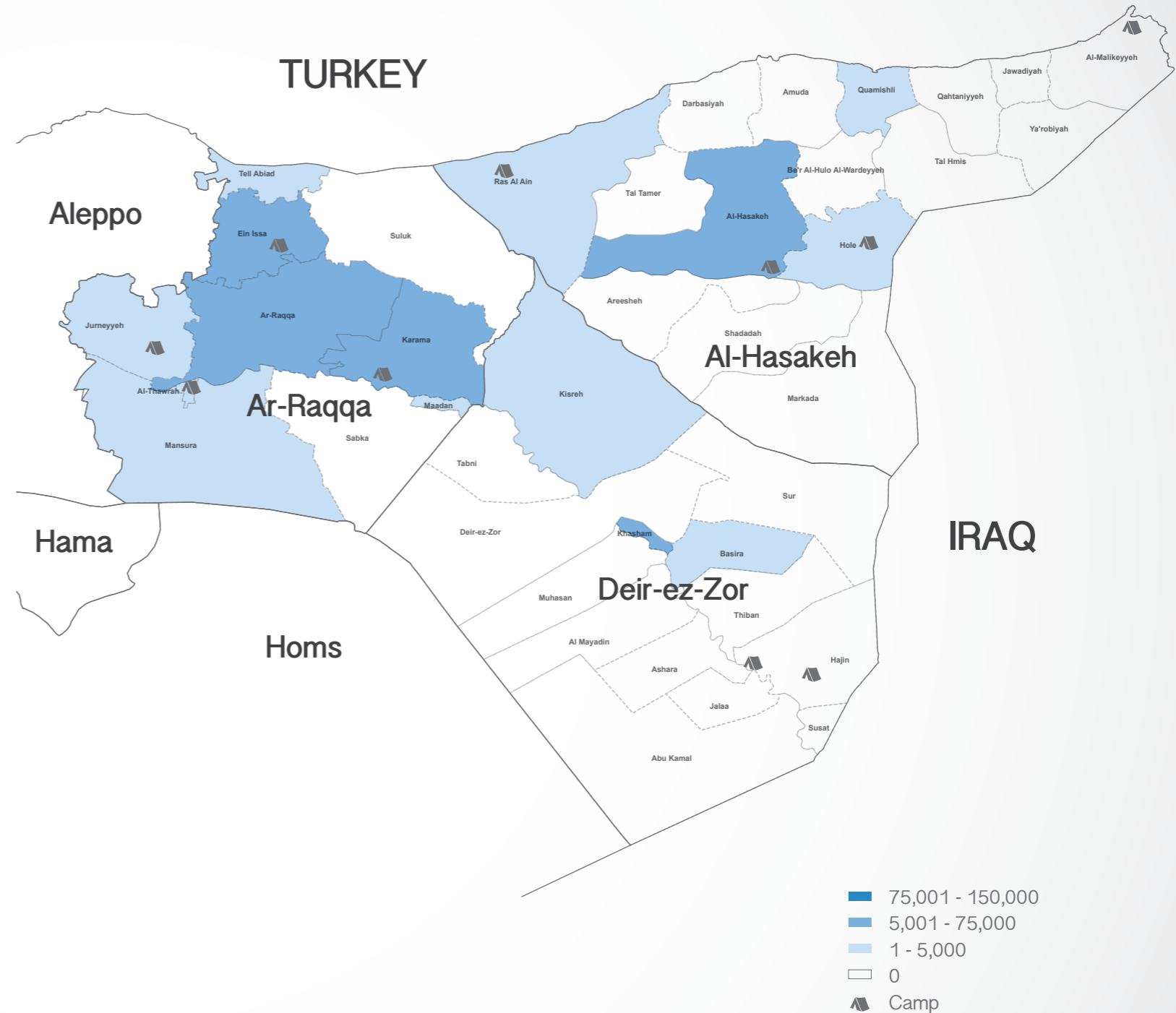
**80%**  
Sentinel sites submitting weekly surveillance reports

**100%**  
Alerts investigated and responded to timely manner

Health Information

**27**  
Field visits (assessments, supervision, monitoring and evaluation)

Top 5 reported morbidities  
 1. Influenza like illnesses  
 2. Acute Diarrhea  
 3. Leishmaniasis  
 4. Acute Jaundice Syndrome  
 5. Scabies

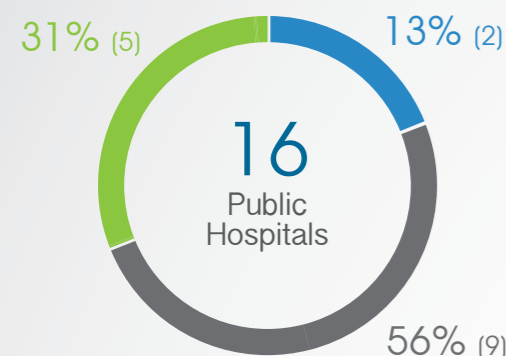


\* Based on public hospital received support from WHO

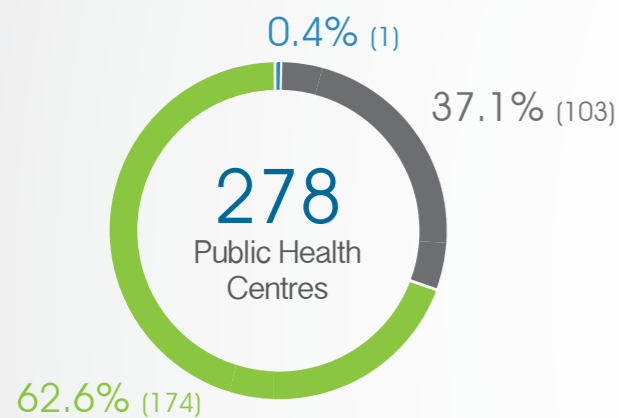
\*\* Other undefined hospitals are supported indirectly throughout MoH and MoHE at central level

\*\*\* Percentage of mhGAP previously-trained health professionals, 2014 till now, who received follow-up and/or on-the-job trainings

## HeRAMS Functionality Status



● Fully Functioning  
● Partially Functioning  
● Non-Functioning  
● No Report



## Attacks

**1** Attacks

**0** Health workers killed or injured

## National NGO coordination

**5** National NGOs as implementing partners

**1** Supported PHC centers by WHO implementing partners

**7** Rolled out mobile medical teams

**5** Supported static medical points

**12** IDPs camps/settlements covered by WHO partners

**28,005** PHC outpatient consultations provided by WHO partners

**26,622** Treatment courses provided by national NGOs

**200** Referral cases

**102** Trauma cases supported by WHO partners

**4** People with disabilities assisted by WHO partners

## WASH

**0** Points tested for drinking water quality (from IDPs camps)

**0** Drinking water reported points tested and found to be of sub-standard quality (from IDPs camps)

**0** Points tested for drinking water quality (from uncontrolled sources)

**0** Drinking water reported points tested and found to be of sub-standard quality (from uncontrolled sources)

## Operations Support and Logistic

**91,586** Treatment courses provided

**18** Completed dispatches

**24** Weight (tons) of completed dispatches

## Nutrition

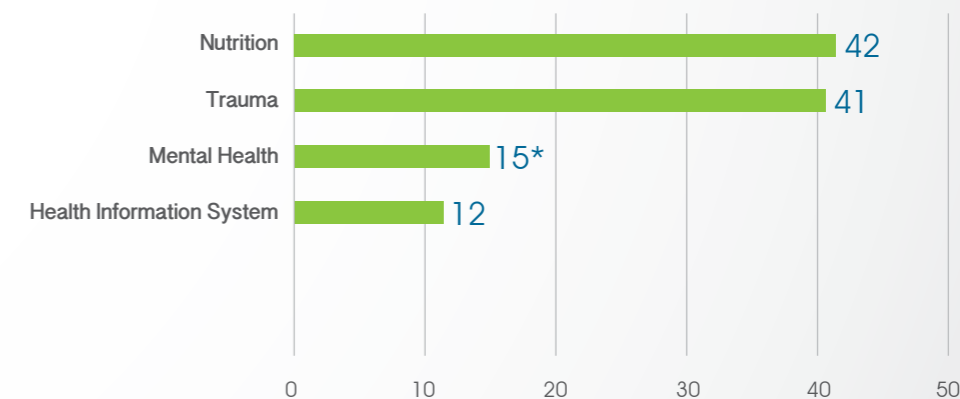
**3** Stabilization Centers for treatment of complicated SAM

**21** Cases for treatment of complicated SAM

**20** Nutrition surveillance centers

**4,195** Children screened under 5

## Healthcare providers trained



Total of healthcare providers trained **110**

\* Number of trainees on MHPSS topics: Number of non-specialized community workers and health care providers received trainings on MHPSS