

Trauma

**26,745**  
Supported trauma cases\*

Secondary Health Care

**13**  
Hospitals supported with medical equipment and supplies directly by WHO\*\*

Number of treatment courses provided at sub-district level

Immunization

**88%** (42,028)  
DPT3 coverage rate

**99%** (47,126)  
Measles 2 coverage rate

**95%** (45,286)  
Polio 3 coverage rate

Mental Health

**15,285**  
Mental health and psychosocial support interventions provided by NGOs

**444**  
Mental health and psychosocial support interventions provided by MoH

**13**  
Health facilities and community centers providing MHPSS services

**0**  
mhGAP trainees\*\*\*

Primary Health Care

**3** (DoH)  
Public PHC facilities/DoH received medical equipment and supplies directly by WHO

**1,085,568**  
Public PHC consultations

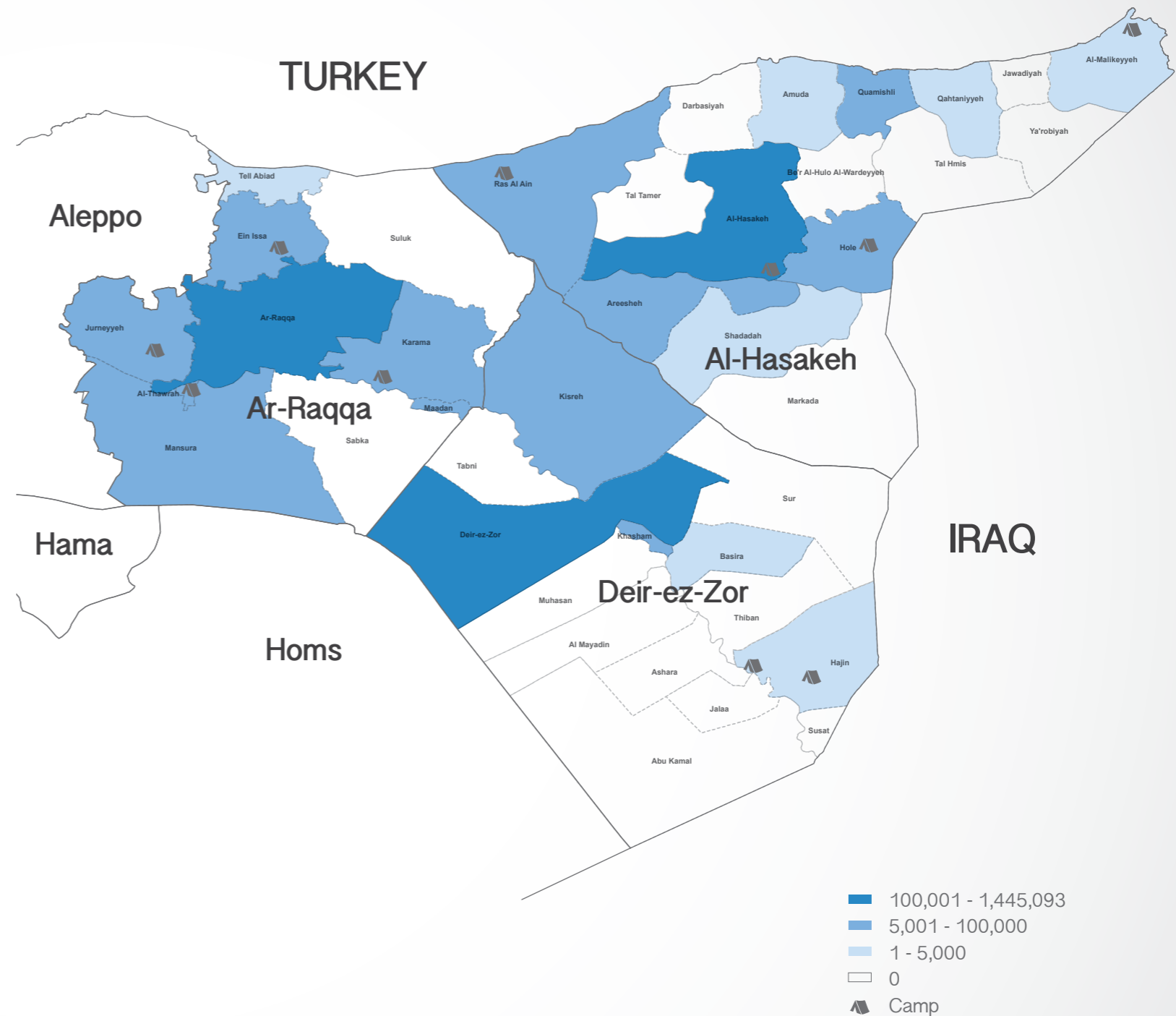
EWARS

**237**  
Sentinel sites

**69%**  
Sentinel sites submitting weekly surveillance reports

**80%**  
Alerts investigated and responded to timely manner

**5**  
Top 5 reported morbidities  
1. Influenza like illnesses  
2. Acute Diarrhea  
3. Leishmaniasis  
4. Acute Jaundice Syndrome  
5. Typhoid



Health Information

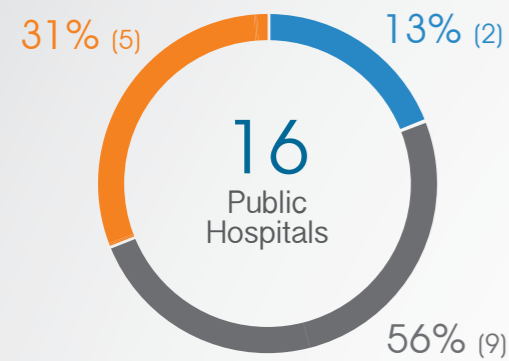
**249**  
Field visits (assessments, supervision, monitoring and evaluation)

\* Based on public hospital received support from WHO

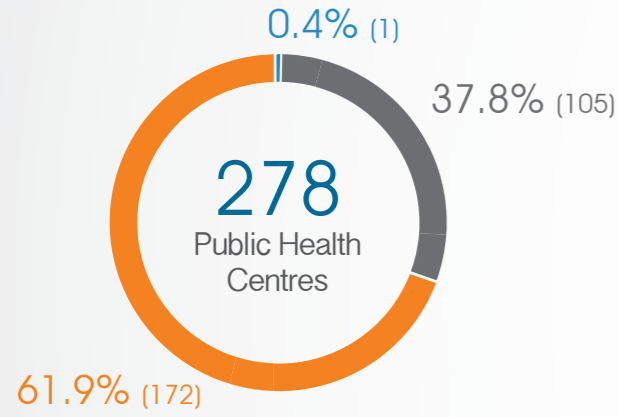
\*\* Other undefined hospitals are supported indirectly throughout MoH and MoHE at central level

\*\*\* Percentage of mhGAP previously-trained health professionals, 2014 till now, who received follow-up and/or on-the-job trainings

## HeRAMS Functionality Status



● Fully Functioning  
● Partially Functioning  
● Non-Functioning  
● No Report



## Attacks

- 1 Attacks
- 0 Health workers killed or injured

## National NGO coordination

- 10 National NGOs as implementing partners
- 3 Supported PHC centers by WHO implementing partners
- 10 Rolled out mobile medical teams
- 7 Supported static medical points
- 13 IDPs camps/settlements covered by WHO partners
- 222,565 PHC outpatient consultations provided by WHO partners
- 213,244 Treatment courses provided by national NGOs
- 3,575 Referral cases
- 5,524 Trauma cases supported by WHO partners
- 108 People with disabilities assisted by WHO partners

## WASH

- 43 Points tested for drinking water quality (from IDPs camps)
- 5 Drinking water reported points tested and found to be of sub-standard quality (from IDPs camps)
- 98 Points tested for drinking water quality (from uncontrolled sources)
- 60 Drinking water reported points tested and found to be of sub-standard quality (from uncontrolled sources)

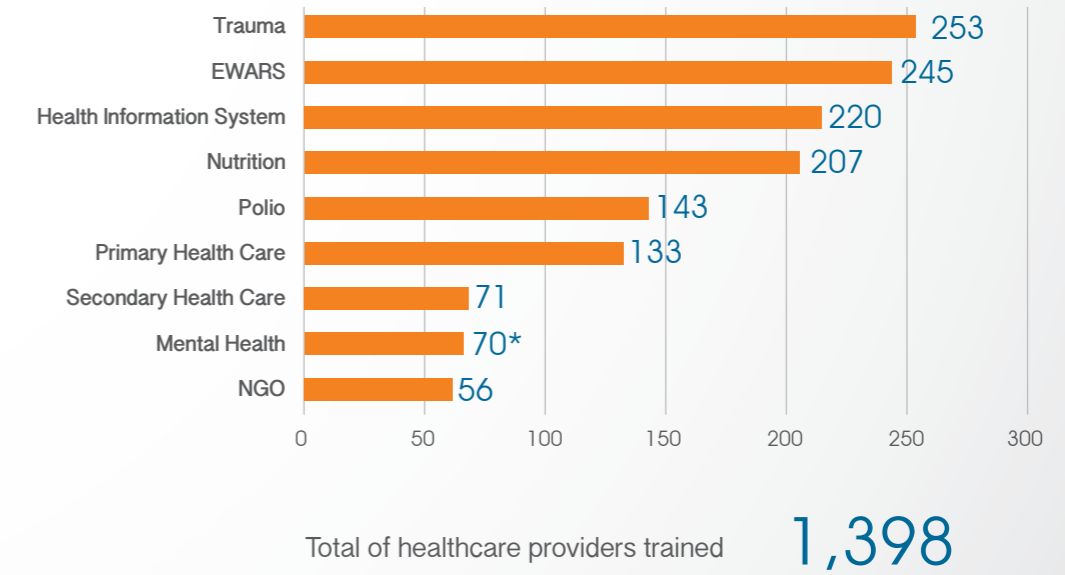
## Operations Support and Logistic

- 1,322,418 Treatment courses provided
- 137 Completed dispatches
- 144.49 Weight (tons) of completed dispatches

## Nutrition

- 4 Stabilization Centers for treatment of complicated SAM
- 99 Cases for treatment of complicated SAM
- 50 Nutrition surveillance centers
- 41,789 Children screened under 5

## Healthcare providers trained



\* Number of trainees on MHPSS topics: Number of non-specialized community workers and health care providers received trainings on MHPSS

The boundaries and names shown and the designations used on this map do not imply the expression of any opinion whatsoever on the part of the World Health Organization concerning the legal status of any country, territory, city or area or of its authorities, or concerning the delimitation of its frontiers or boundaries. Dotted and dashed lines on maps represent approximate border lines for which there may not yet be full agreement.

Data source: WHO programs, 4Ws  
Map production: Health Information Management Unit, Country office, Syrian Arab Republic

World Health Organization  
© WHO 2018. All rights reserved.