

Trauma

23,453
Supported trauma cases*

Secondary Health Care

9
Hospitals supported with medical equipment and supplies directly by WHO**

Immunization

55% (23,912)
DPT3 coverage rate

52% (22,573)
Measles 2 coverage rate

50% (21,675)
Polio 3 coverage rate

Mental Health

1,111
Mental health and psychosocial support interventions provided by NGOs

423
Health facilities and community centers providing MHPSS services

7% (108 out of 1638)
mhGAP trainees***

Primary Health Care

11 (DoH)
Public PHC facilities/DoH received medical equipment and supplies directly by WHO

1,054,138
Public PHC consultations

EWARS

1,240
Sentinel sites

80%
Sentinel sites submitting weekly surveillance reports

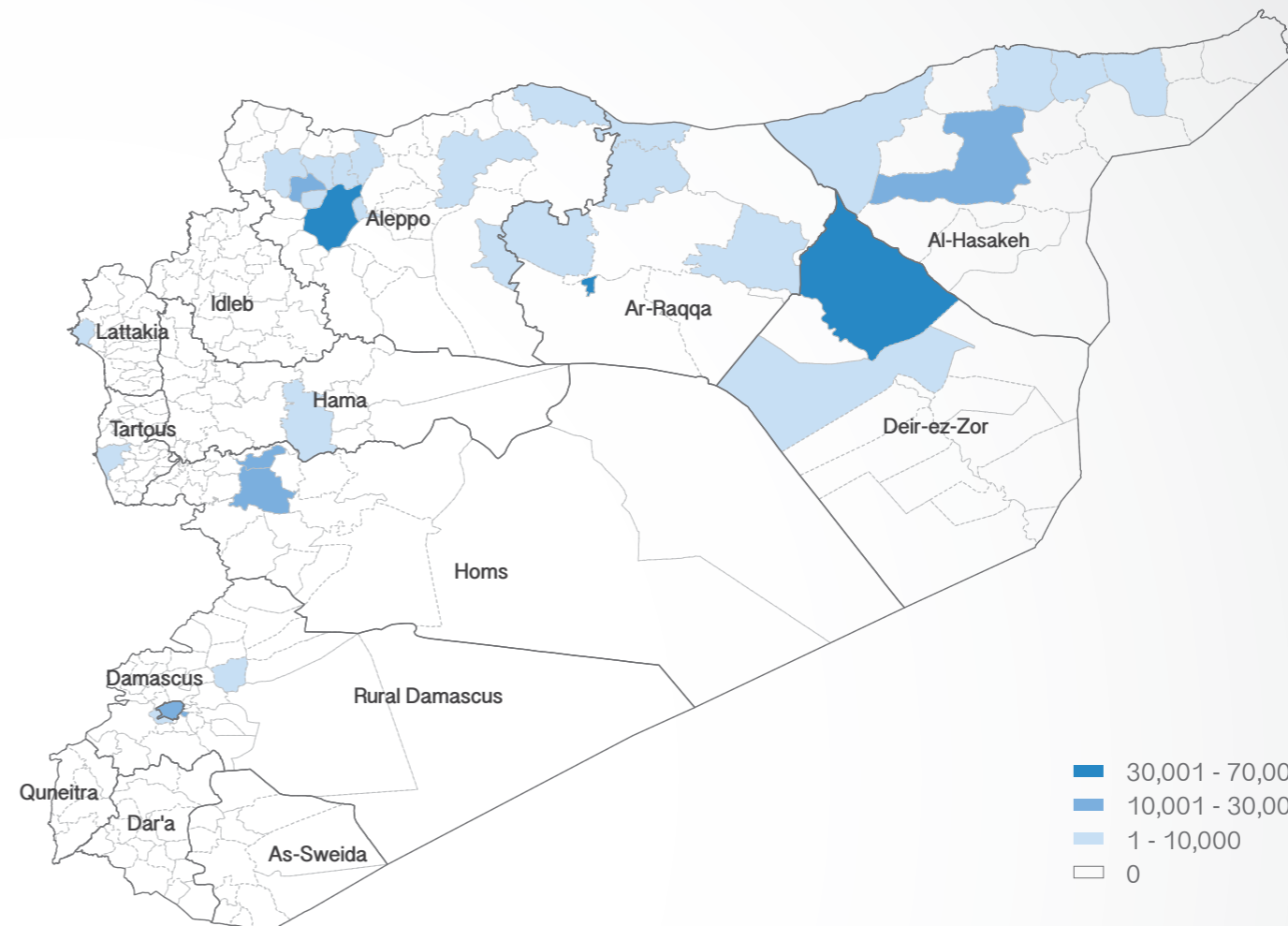
88%
Alerts investigated and responded to timely manner

Top 5 reported morbidities
1. Influenza like illnesses
2. Acute Diarrhea
3. Leishmaniasis
4. Chicken Pox
5. Scabies

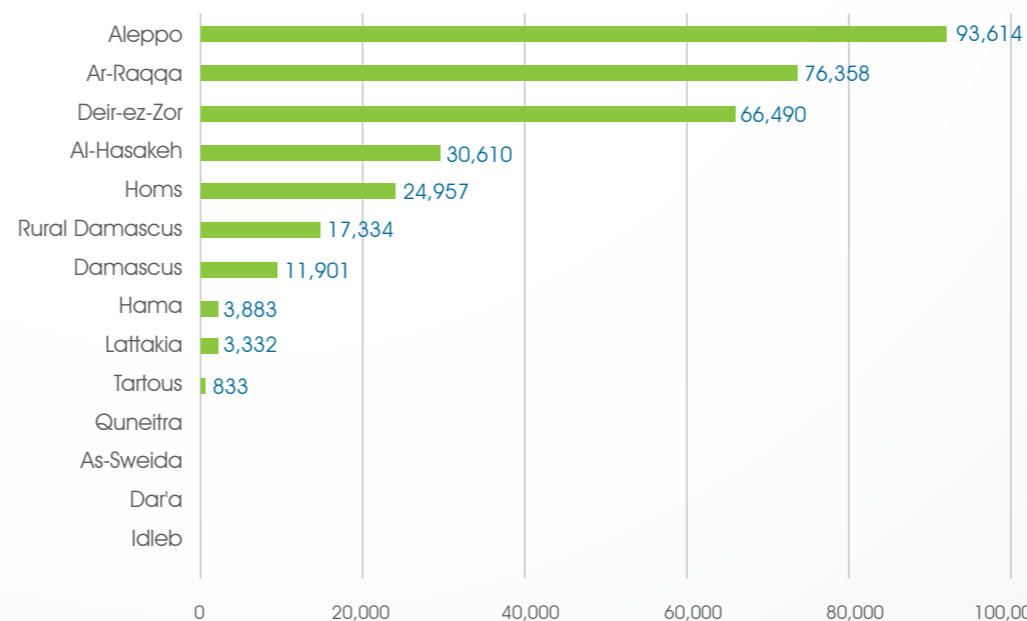
Health Information

106
Field visits (assessments, supervision, monitoring and evaluation)

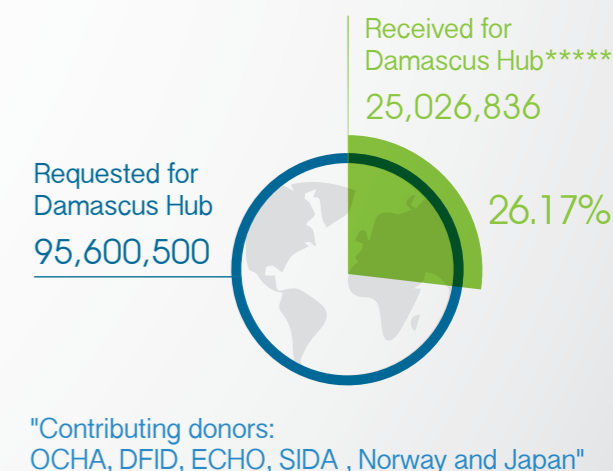
Number of treatment courses provided at sub-district level



Treatment courses provided



Funding



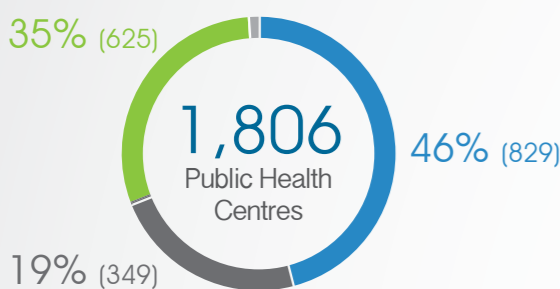
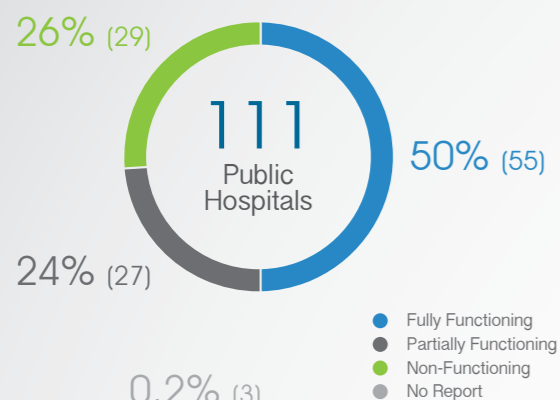
***** - This figures are cumulative numbers since January 2018
- (1,492,489\$) Programme monitoring and reporting (PMR) and Programme Support Cost (PSC) are out of received amount.

* Based on public hospital received support from WHO

** Other undefined hospitals are supported indirectly throughout MoH and MoHE at central level

*** Percentage of mhGAP previously-trained health professionals,2014 till now, who received follow-up and/or on-the-job trainings

HeRAMS Functionality Status



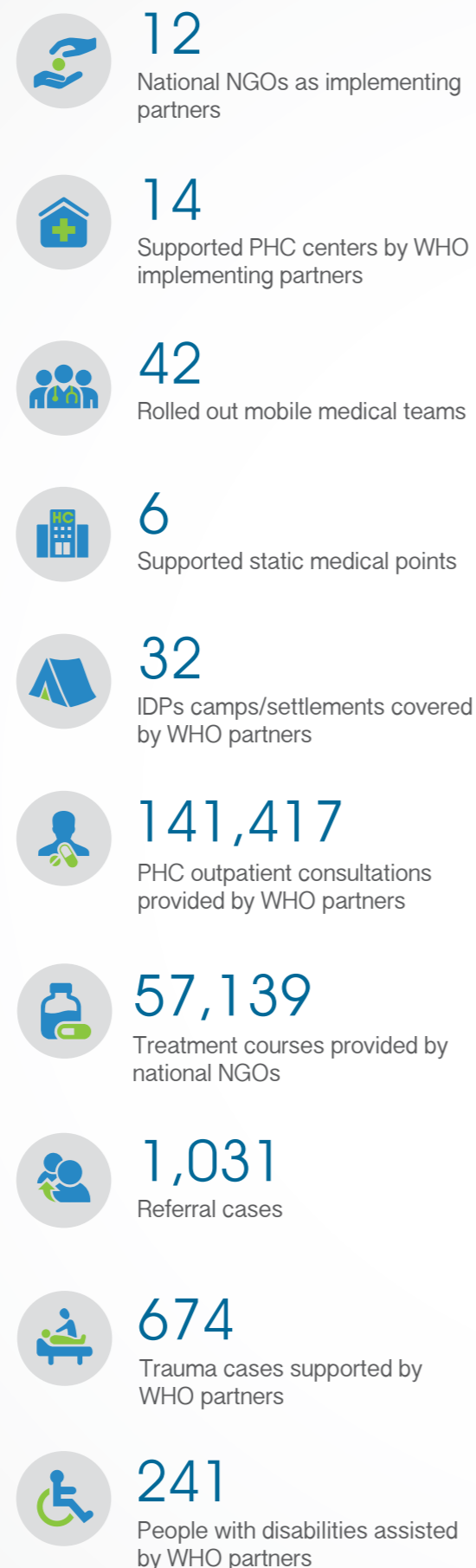
WASH



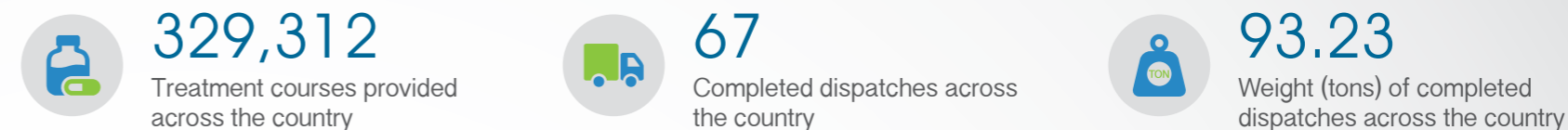
Attacks



National NGO coordination

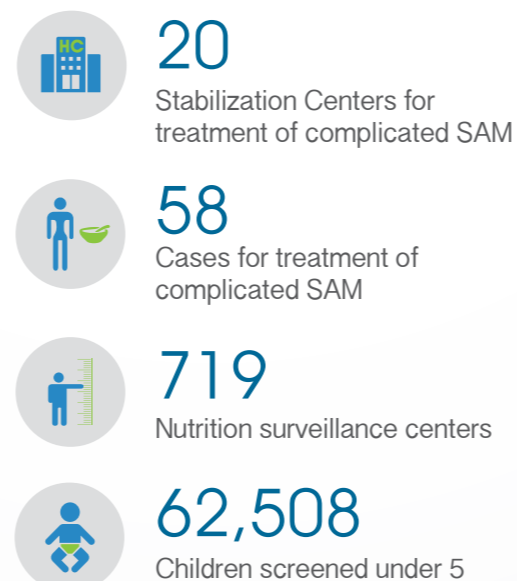


Operations Support and Logistic

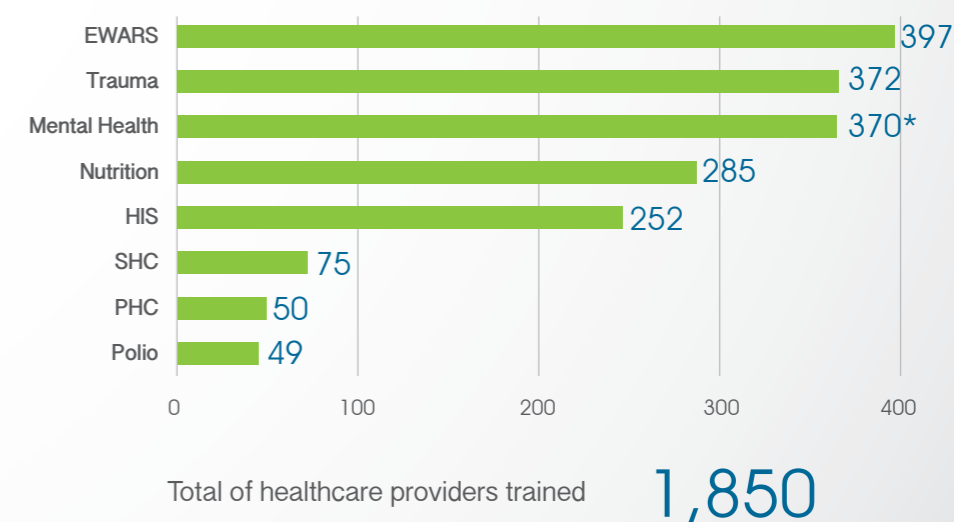


	Planned	Delivered	Fully Removed
IA Convoys	20 IA convoys planned to reach the besieged locations	2 IA convoys that reached besieged locations	
Medicines	23 Weight of medicines planned for delivery under IA convoys	2.26 Weight of medicines delivered under IA convoys	0.1 Weight of medicines fully removed from IA convoys
Health kits	30 Weight of health kits planned for delivery under IA convoys	1.08 Weight of health kits (tons) delivered under IA convoys	0 Weight of health kits (tons) fully removed from IA convoys
Medical equipment	13 Weight of medical equipment (tons) planned for delivery under IA convoys	0.41 Weight of medical equipment (tons) delivered under IA convoys	0.3 Weight of medical equipment (tons) fully removed from IA convoys
Shipments	66 Weight of shipments (medicines, kits, equipment) planned to be delivered under IA convoys	3.75 Weight of shipments (medicines, kits, equipment) delivered under IA convoys	0.41 Weight of shipments (medicines, kits, equipment) fully removed from IA convoys
Medical treatments	680,000 Number of medical treatments planned to be delivered under IA convoys	16,642 Number of medical treatments delivered under IA convoys	873 Number of medical treatments fully removed from IA convoys

Nutrition



Healthcare providers trained



* Number of trainees on MHPSS topics: Number of non-specialized community workers and health care providers received trainings on MHPSS