

Trauma

30,170
Supported trauma cases*

Secondary Health Care

11
Hospitals supported with medical equipment and supplies directly by WHO**

Immunization

66% (28,790)
DPT3 coverage rate

65% (28,472)
Measles 2 coverage rate

65% (28,466)
Polio 3 coverage rate

Mental Health

3,375
Mental health and psychosocial support interventions provided***

397
Health facilities and community centers providing MHPSS services

11% (154 out of 1,358)
mhGAP trainees***

Primary Health Care

3 (DoH)
Public PHC facilities/DoH received medical equipment and supplies directly by WHO

1,007,184
Public PHC consultations

EWARS

1,183
Sentinel sites

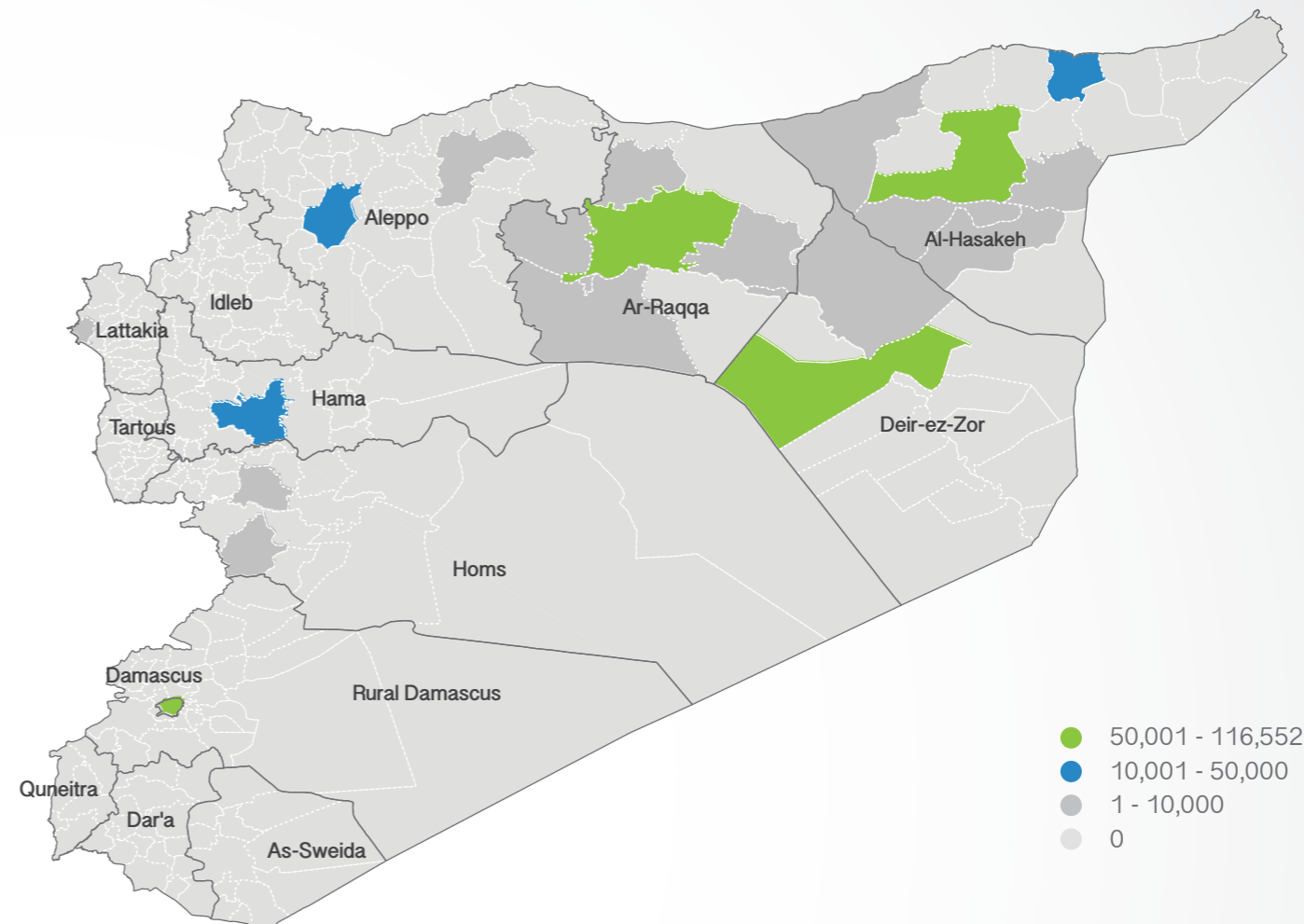
78%
Sentinel sites submitting weekly surveillance reports

93%
Alerts investigated and responded to timely manner

Top 5 reported morbidities

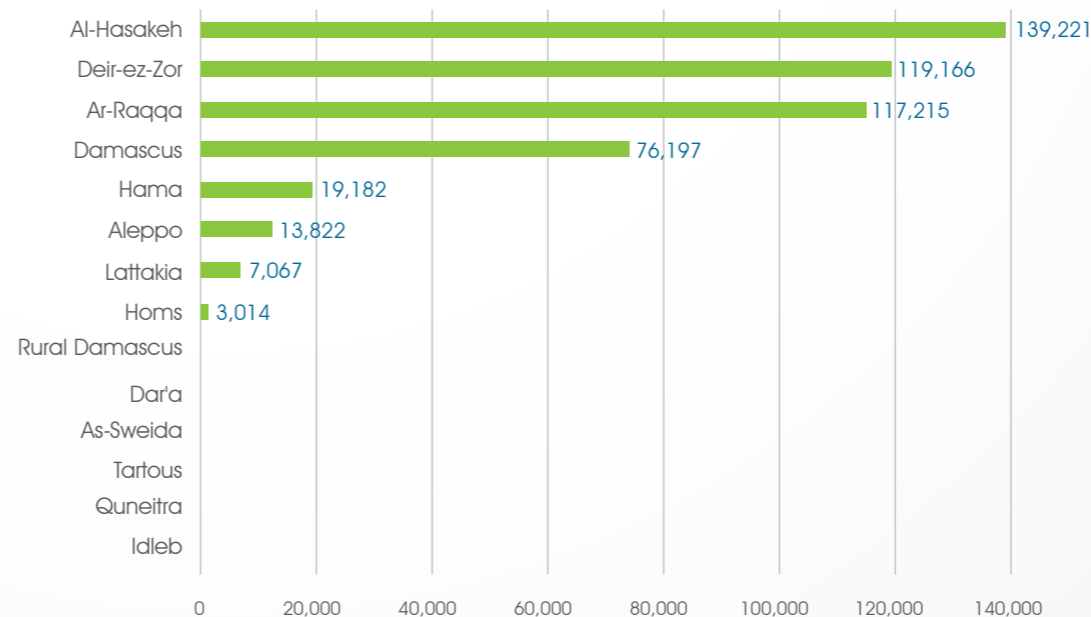
1. Influenza like illnesses
2. Acute Diarrhea
3. Acute Jaundice Syndrome
4. Severe Acute Respiratory Infection
5. Bloody Diarrhea

Number of treatment courses provided at sub-district level



50,001 - 116,552
10,001 - 50,000
1 - 10,000
0

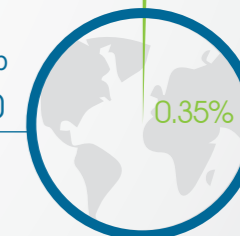
Treatment courses provided



Funding

Received for Damascus Hub*****
332,235

Requested for Damascus Hub
95,600,500



Contributing donors: OCHA

***** - This figures are cumulative numbers since January 2018 - (21,735 \$) Programme monitoring and reporting (PMR) and Programme Support Cost (PSC) are out of received amount.

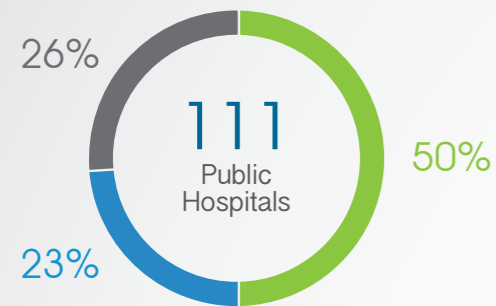
* Based on public hospital received support from WHO

** Other undefined hospitals are supported indirectly throughout MoH and MoHE at central level

*** At health and community facilities and by mobile teams (Monthly basis)

**** Percentage of mhGAP previously-trained health professionals, 2014 till now, who received follow-up and/or on-the-job trainings

HeRAMS Functionality Status



- Fully Functioning
- Partially Functioning
- Non-Functioning
- No Report



WASH

70 Points tested for drinking water quality

63 Drinking water reported points tested and found to be of sub-standard quality

Attacks

1 Attacks

0 Health workers killed or injured

National NGO coordination

8 National NGOs as implementing partners

11 Supported PHC centers by WHO implementing partners

7 Rolled out mobile medical teams

7 Supported static medical points

11 IDPs camps/settlements covered by WHO partners

55,104 PHC outpatient consultations provided by WHO partners

41,526 Treatment courses provided by national NGOs

1,452 Referral cases

3,151 Trauma cases supported by WHO partners

24 People with disabilities assisted by WHO partners

Operations Support and Logistic

494,884 Treatment courses provided across the country

57 Completed dispatches across the country

76.9 Weight (tons) of completed dispatches across the country

	Planned	Delivered	Fully Removed
IA Convoys	26 IA convoys planned to reach the besieged locations	0 IA convoys that reached besieged locations	
Medicines	42 Weight of medicines planned for delivery under IA convoys	0 Weight of medicines delivered under IA convoys	0 Weight of medicines fully removed from IA convoys
Health kits	62 Weight of health kits planned for delivery under IA convoys	0 Weight of health kits (tons) delivered under IA convoys	0 Weight of health kits (tons) fully removed from IA convoys
Medical equipment	28 Weight of medical equipment (tons) planned for delivery under IA convoys	0 Weight of medical equipment (tons) delivered under IA convoys	0 Weight of medical equipment (tons) fully removed from IA convoys
Shipments	132 Weight of shipments (medicines, kits, equipment) planned to be delivered under IA convoys	0 Weight of shipments (medicines, kits, equipment) delivered under IA convoys	0 Weight of shipments (medicines, kits, equipment) fully removed from IA convoys
Medical treatments	977,007 Number of medical treatments planned to be delivered under IA convoys	0 Number of medical treatments delivered under IA convoys	0 Number of medical treatments fully removed from IA convoys

Nutrition

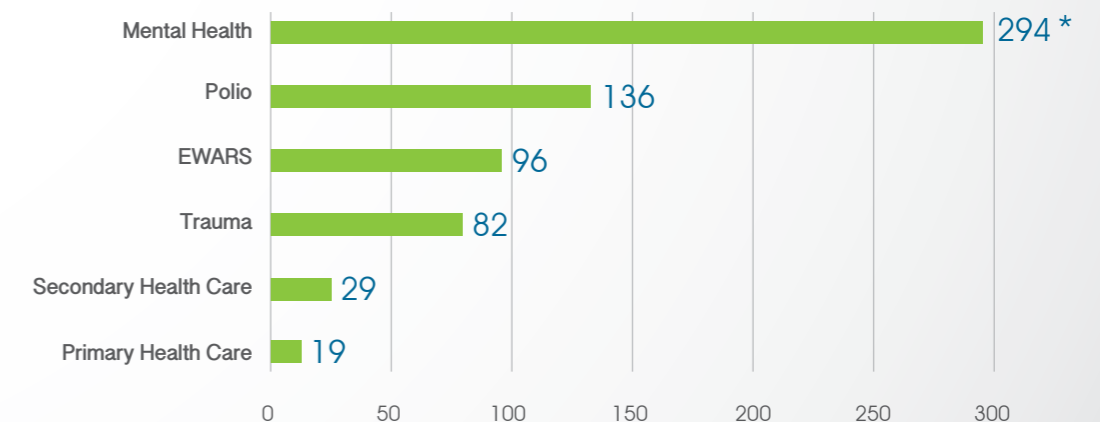
17 Stabilization Centers for treatment of complicated SAM

59 Cases for treatment of complicated SAM

586 Nutrition surveillance centers

68,036 Children screened under 5

Healthcare providers trained



Total of healthcare providers trained 656

* Number of trainees on MHPSS topics: Number of non-specialized community workers and health care providers received trainings on MHPSS