

Trauma

27,887
Supported trauma cases*

Secondary Health Care

10
Hospitals supported with medical equipment and supplies directly by WHO**

Immunization

77% (33,703)
DPT3 coverage rate

105% (45,754)
Measles 2 coverage rate

103% (44,929)
Polio 3 coverage rate

Primary Health Care

3 (DoH)
Public PHC facilities/DoH received medical equipment and supplies directly by WHO

1,007,184
Public PHC consultations

Health Information

104
Field visits (assessments, supervision, monitoring and evaluation)

Mental Health

10,478
Mental health and psychosocial support interventions provided***

399
Health facilities and community centers providing MHPSS services

8% (123 out of 1531)
mhGAP trainees****

EWARS

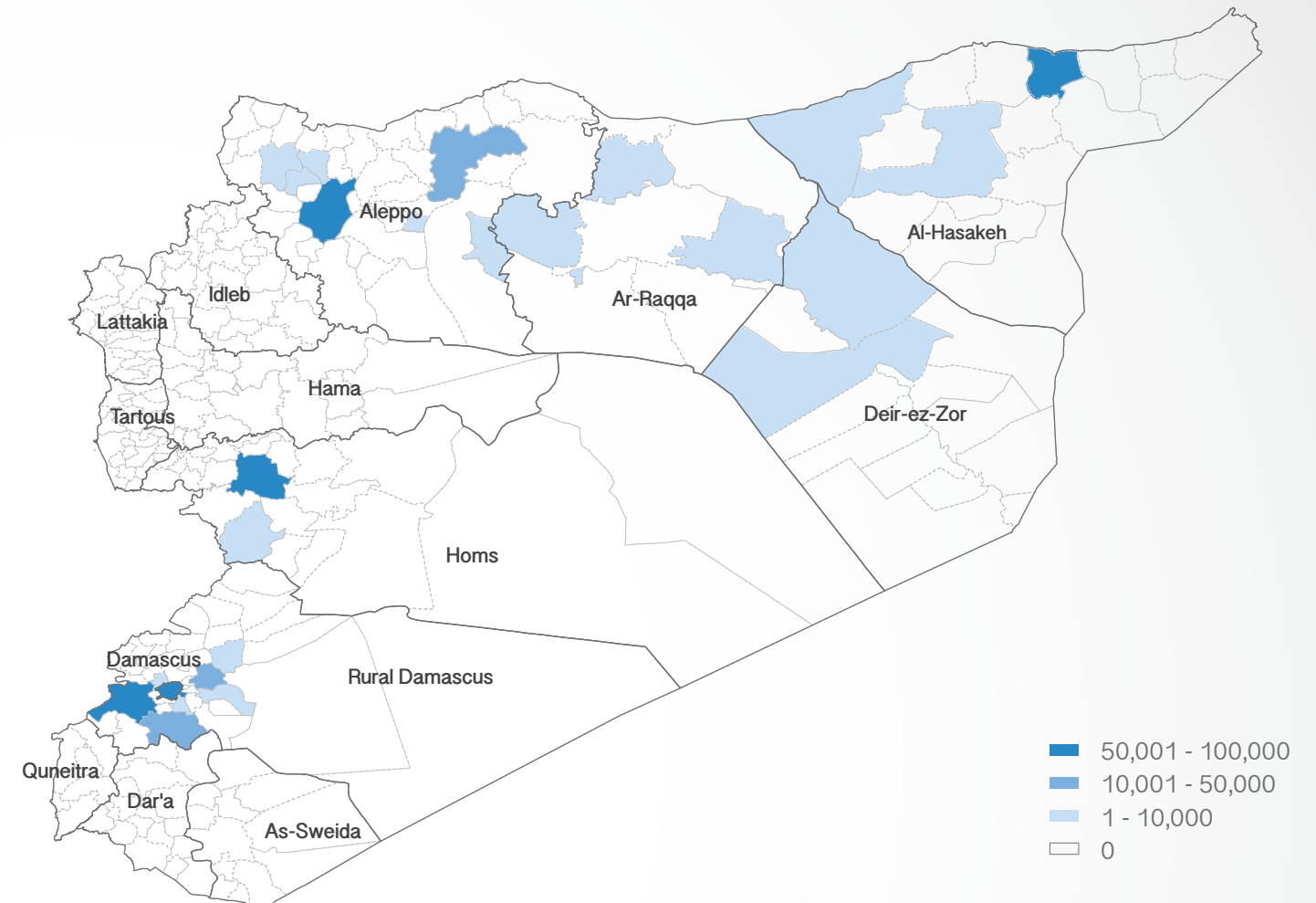
1,183
Sentinel sites

81%
Sentinel sites submitting weekly surveillance reports

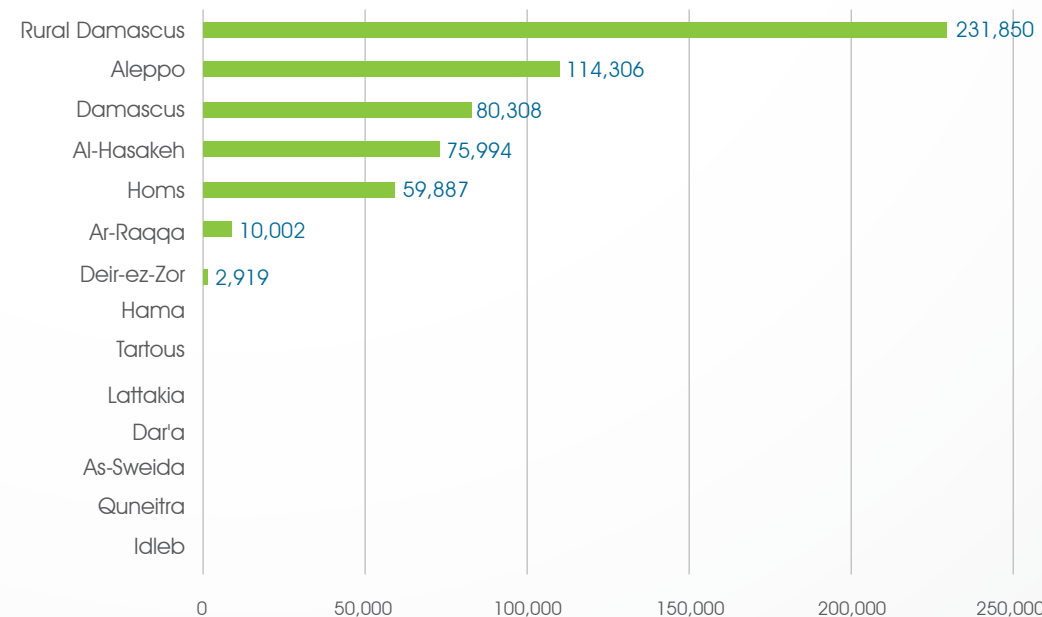
87%
Alerts investigated and responded to timely manner

Top 5 reported morbidities
1. Influenza like illnesses
2. Acute Diarrhea
3. Leishmaniasis
4. Lice
5. Scabies

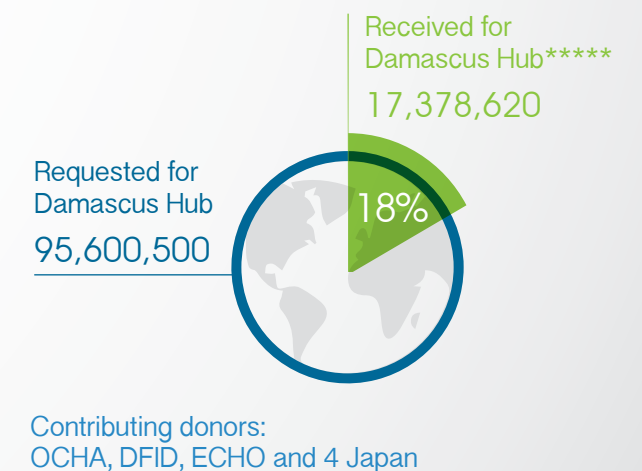
Number of treatment courses provided at sub-district level



Treatment courses provided



Funding



***** - This figures are cumulative numbers since January 2018
- (\$957,114) Programme monitoring and reporting (PMR) and Programme Support Cost (PSC) are out of received amount.

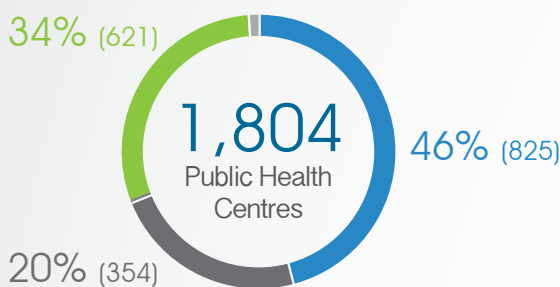
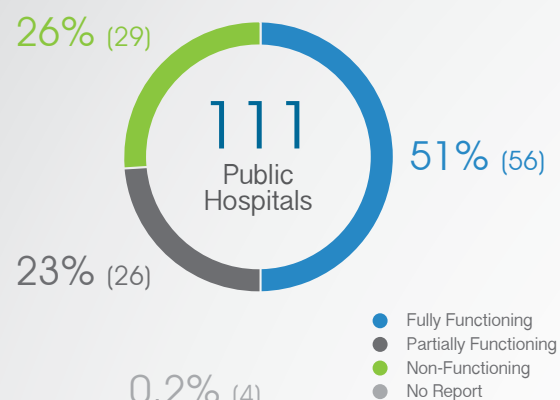
* Based on public hospital received support from WHO

** Other undefined hospitals are supported indirectly throughout MoH and MoHE at central level

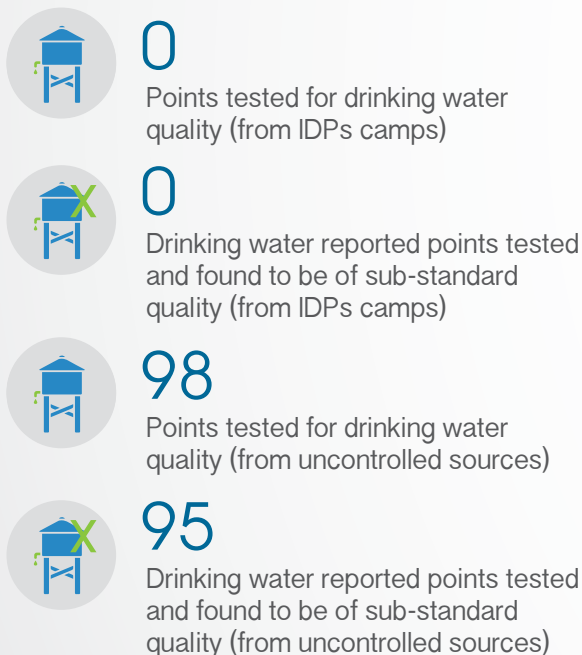
*** At health and community facilities and by mobile teams (Monthly basis)

**** Percentage of mhGAP previously-trained health professionals,2014 till now, who received follow-up and/or on-the-job trainings

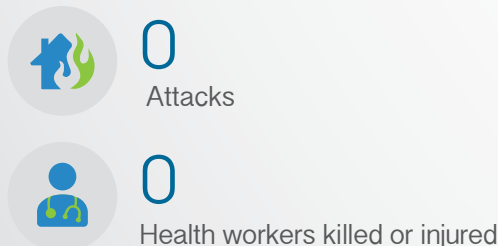
HeRAMS Functionality Status



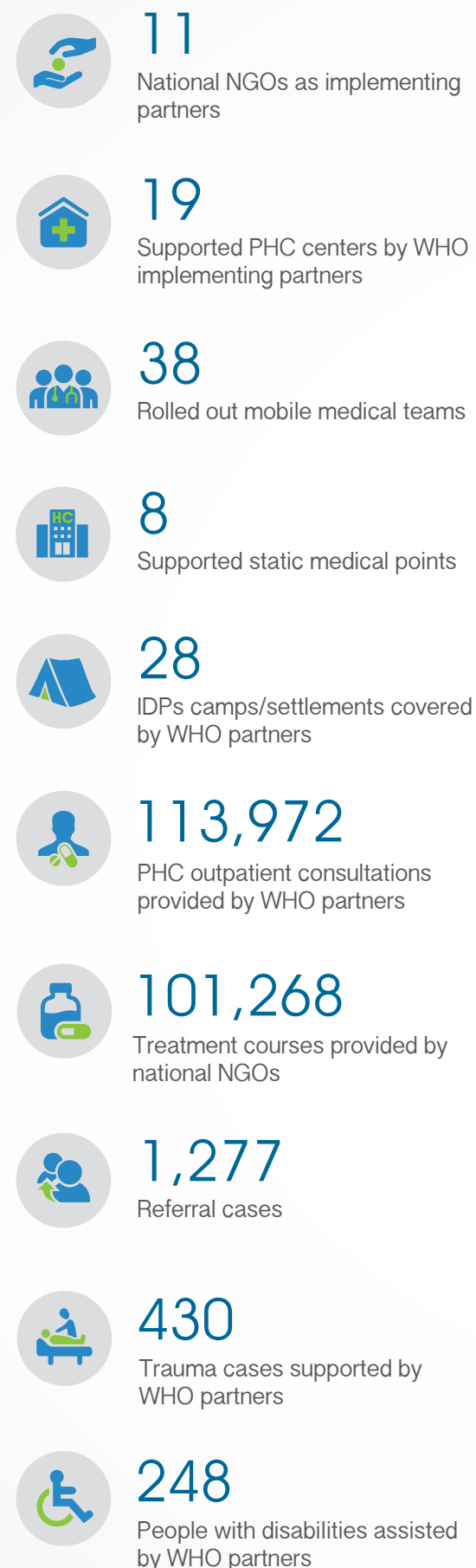
WASH



Attacks



National NGO coordination

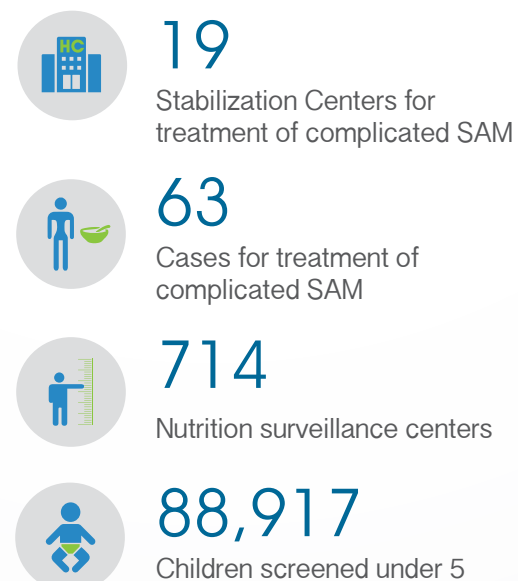


Operations Support and Logistic

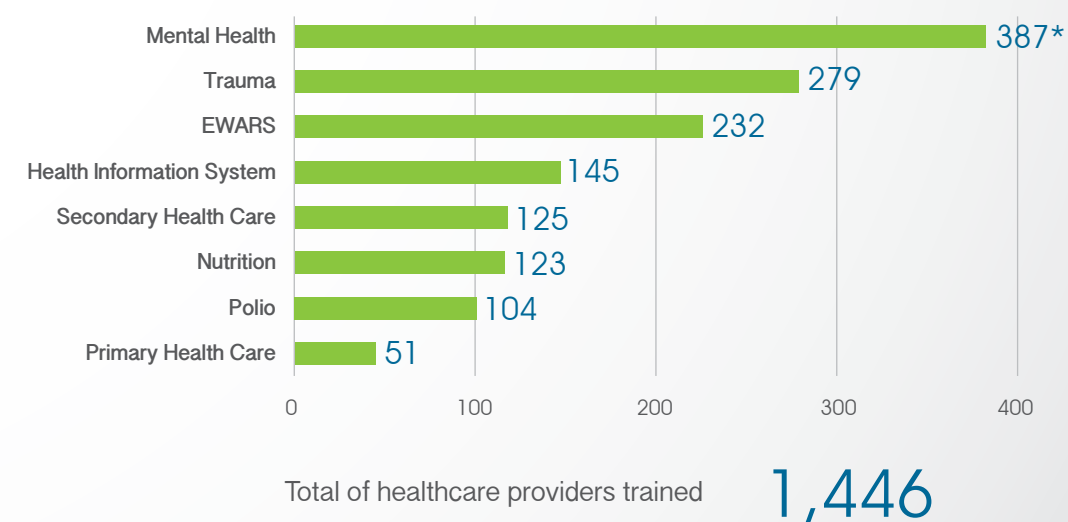


	Planned	Delivered	Fully Removed
IA Convoys	26 IA convoys planned to reach the besieged locations	0 IA convoys that reached besieged locations	
Medicines	30 Weight of medicines planned for delivery under IA convoys	0 Weight of medicines delivered under IA convoys	0 Weight of medicines fully removed from IA convoys
Health kits	40 Weight of health kits planned for delivery under IA convoys	0 Weight of health kits (tons) delivered under IA convoys	0 Weight of health kits (tons) fully removed from IA convoys
Medical equipment	20 Weight of medical equipment (tons) planned for delivery under IA convoys	0 Weight of medical equipment (tons) delivered under IA convoys	0 Weight of medical equipment (tons) fully removed from IA convoys
Shipments	90 Weight of shipments (medicines, kits, equipment) planned to be delivered under IA convoys	0 Weight of shipments (medicines, kits, equipment) delivered under IA convoys	0 Weight of shipments (medicines, kits, equipment) fully removed from IA convoys
Medical treatments	884,271 Number of medical treatments planned to be delivered under IA convoys	0 Number of medical treatments delivered under IA convoys	0 Number of medical treatments fully removed from IA convoys

Nutrition



Healthcare providers trained



* Number of trainees on MHPSS topics: Number of non-specialized community workers and health care providers received trainings on MHPSS