

Trauma

97,428
Supported trauma cases*

Secondary Health Care

40
Hospitals supported with medical equipment and supplies directly by WHO**

Immunization

69% (91,101)
DPT3 coverage rate

73% (95,869)
Measles 2 coverage rate

71% (92,841)
Polio 3 coverage rate

Mental Health

42,806
Mental health and psychosocial support interventions provided by NGOs

8,573
Mental health and psychosocial support interventions provided by MoH

467
Health facilities and community centers providing MHPSS services

9% (153 out of 1,775)
mhGAP trainees***

Primary Health Care

12 (DoH)
Public PHC facilities/DoH received medical equipment and supplies directly by WHO

2,959,986
Public PHC consultations

EWARS

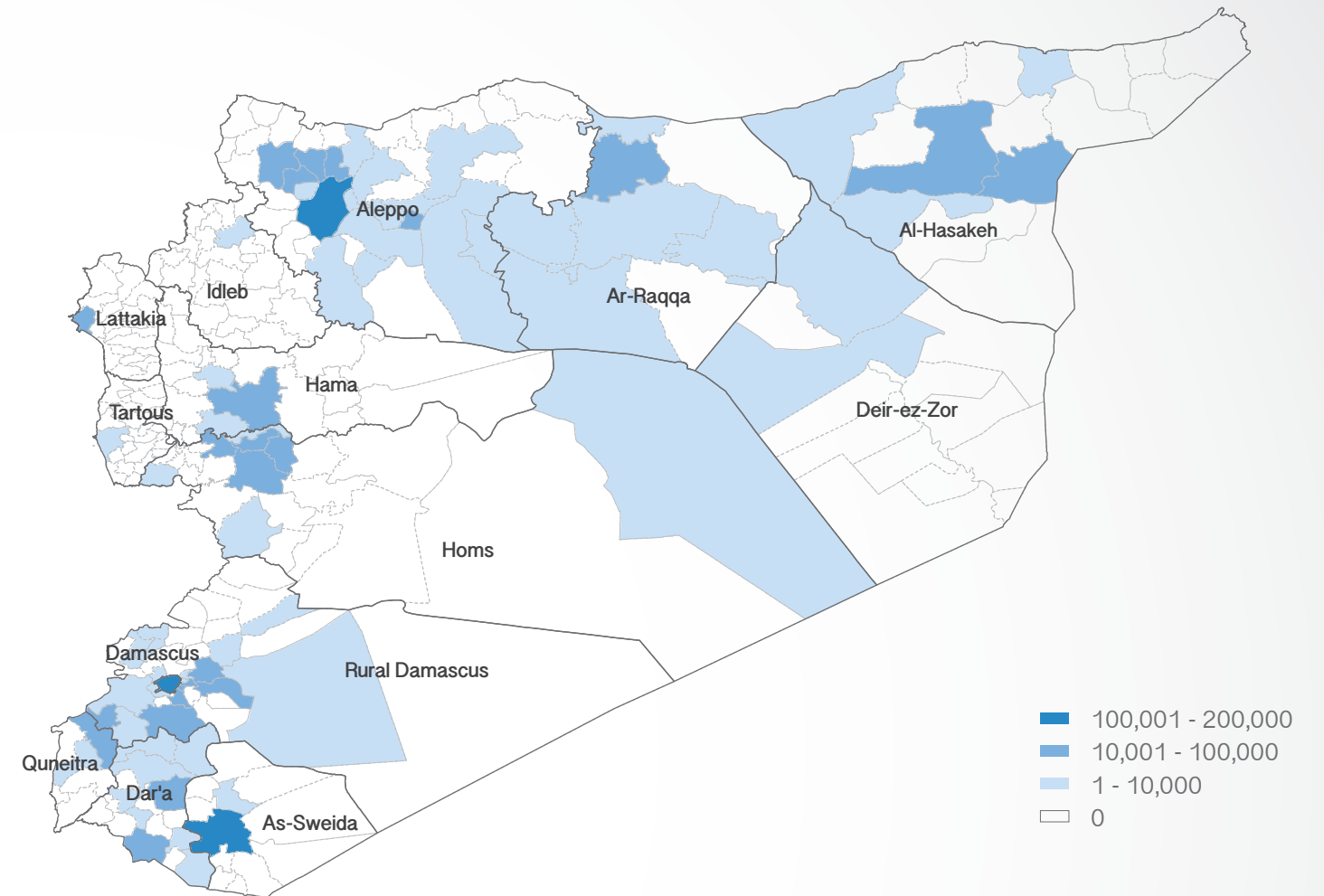
1,265
Sentinel sites

81%
Sentinel sites submitting weekly surveillance reports

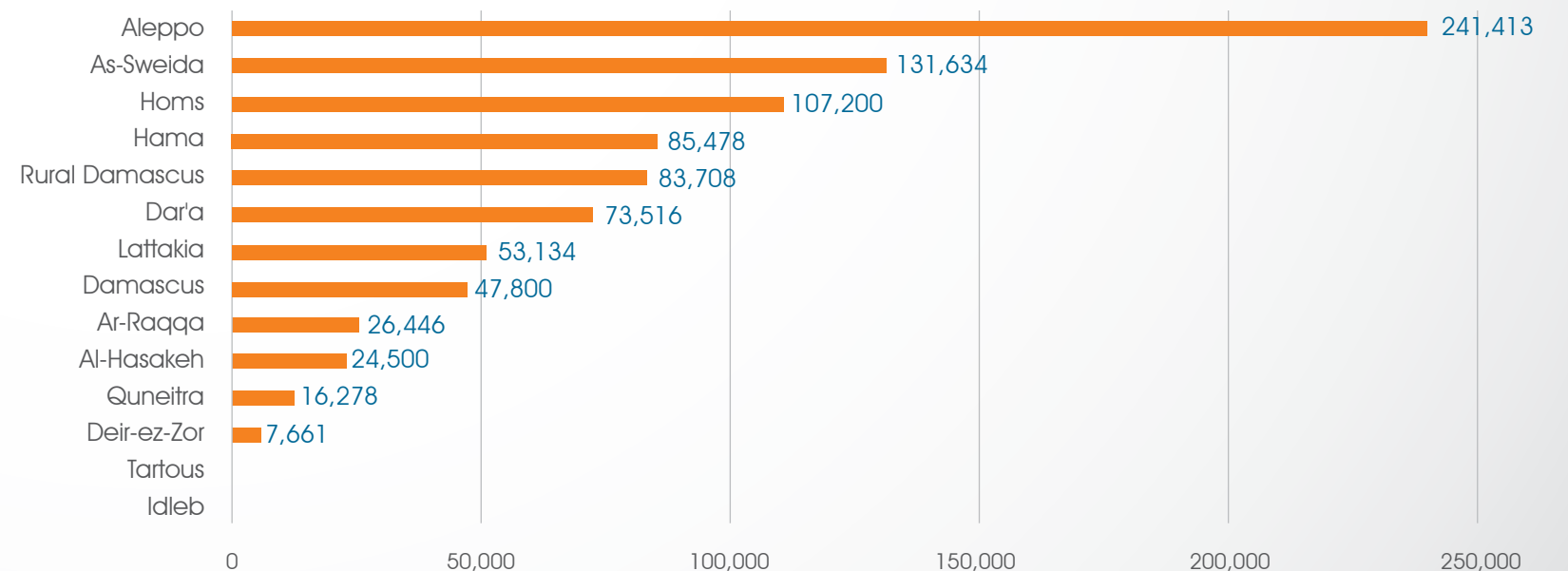
96%
Alerts investigated and responded to timely manner

Top 5 reported morbidities
1. Influenza like illnesses
2. Acute Diarrhea
3. Leishmaniasis
4. Lice
5. Acute Jaundice Syndrome

Number of treatment courses provided at sub-district level



Treatment courses provided

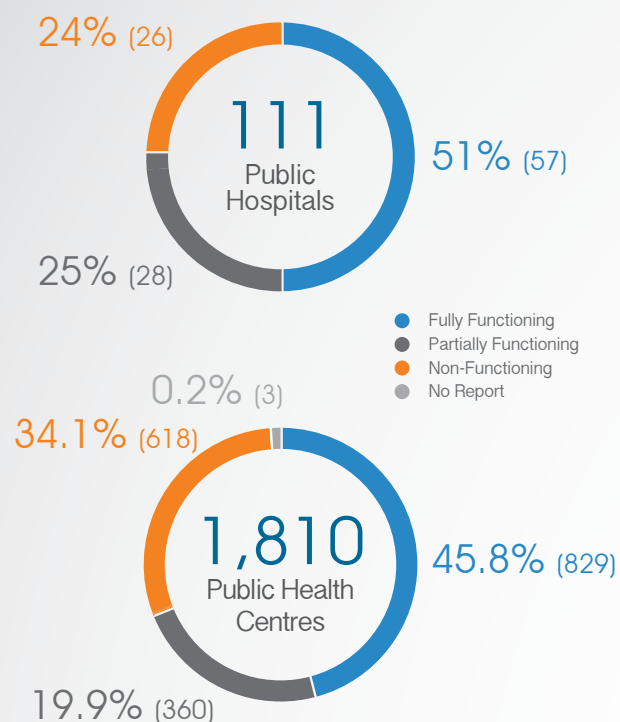


* Based on public hospital received support from WHO

** Other undefined hospitals are supported indirectly throughout MoH and MoHE at central level

*** Percentage of mhGAP previously-trained health professionals, 2014 till now, who received follow-up and/or on-the-job trainings

HeRAMS Functionality Status



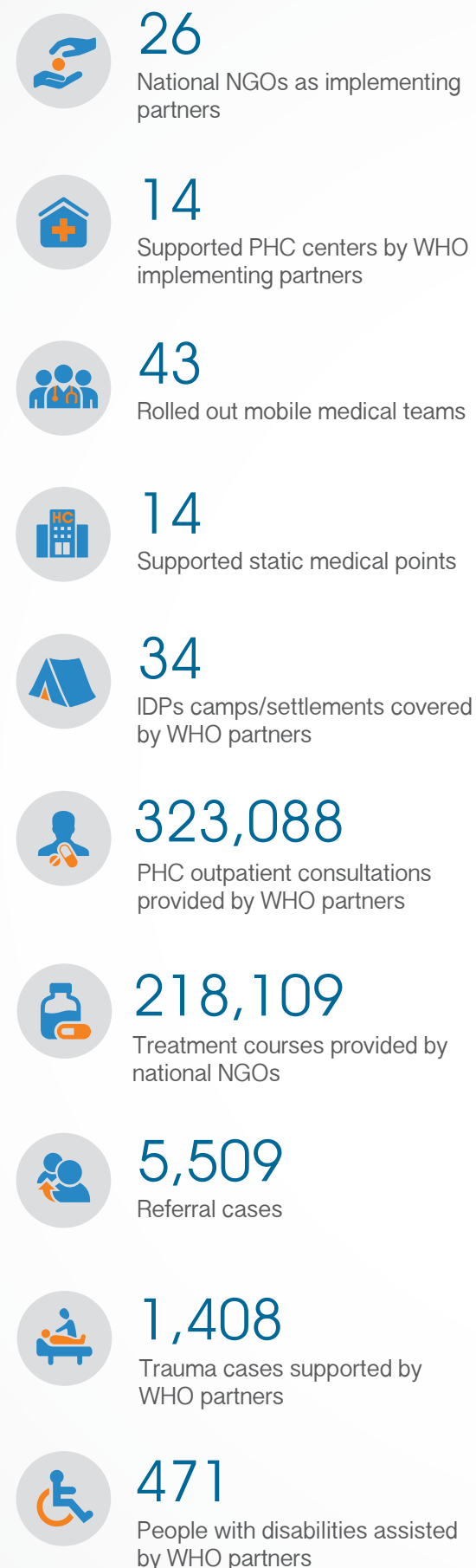
WASH



Attacks



National NGO coordination

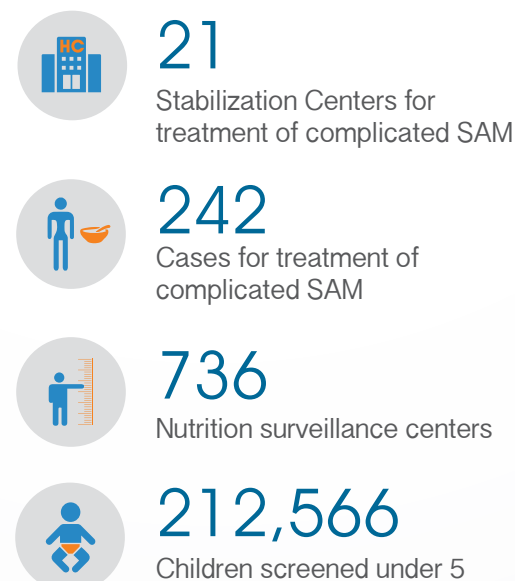


Operations Support and Logistic

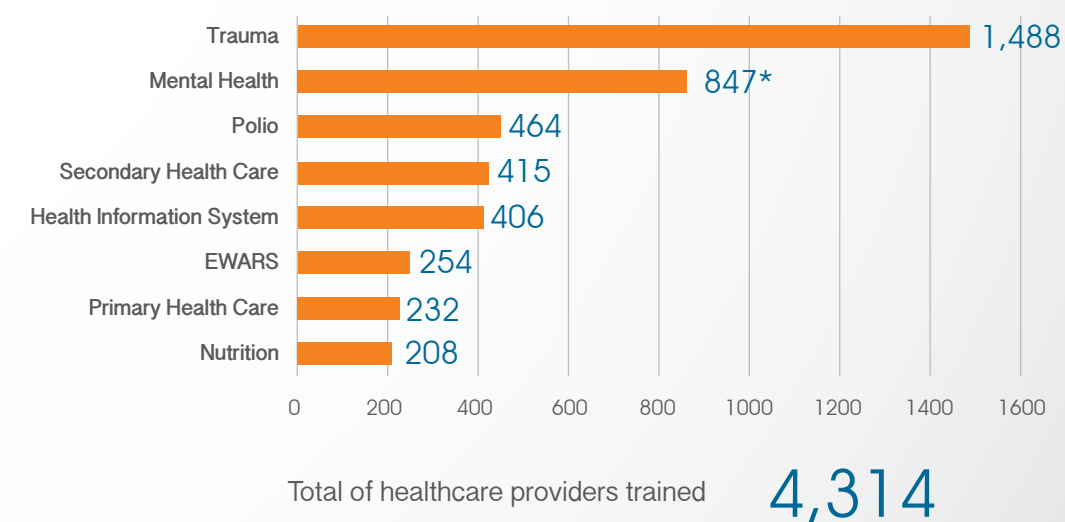


	Planned	Delivered	Fully Removed
IA Convoys	64 IA convoys planned to reach the besieged locations	4 IA convoys that reached besieged locations	
Medicines	73 Weight of medicines (tons) planned for delivery under IA convoys	4.44 Weight of medicines (tons) delivered under IA convoys	0.34 Weight of medicines (tons) fully removed from IA convoys
Health kits	95 Weight of health kits (tons) planned for delivery under IA convoys	2.78 Weight of health kits (tons) delivered under IA convoys	0.0 Weight of health kits (tons) fully removed from IA convoys
Medical equipment	32 Weight of medical equipment (tons) planned for delivery under IA convoys	0.09 Weight of medical equipment (tons) delivered under IA convoys	0.0 Weight of medical equipment (tons) fully removed from IA convoys
Shipments	200 Weight of shipments (medicines, kits, equipment) (tons) planned to be delivered under IA convoys	7.31 Weight of shipments (medicines, kits, equipment) (tons) delivered under IA convoys	0.34 Weight of shipments (medicines, kits, equipment) (tons) fully removed from IA convoys
Medical treatments	2,168,591 Number of medical treatments planned to be delivered under IA convoys	23,619 Number of medical treatments delivered under IA convoys	133 Number of medical treatments fully removed from IA convoys

Nutrition



Healthcare providers trained



* Number of trainees on MHPSS topics: Number of non-specialized community workers and health care providers received trainings on MHPSS