

Trauma

**5,127**  
Supported trauma cases\*

Secondary Health Care

**5**  
Hospitals supported with medical equipment and supplies directly by WHO\*\*

Number of treatment courses provided at sub-district level

Immunization

**95%** (11,377)  
DPT3 coverage rate

**123%** (14,666)  
Measles 2 coverage rate

**119%** (14,278)  
Polio 3 coverage rate

Mental Health

**8,071**  
Mental health and psychosocial support interventions provided by NGOs

**0**  
Mental health and psychosocial support interventions provided by MoH

**13**  
Health facilities and community centers providing MHPSS services

**0**  
mhGAP trainees\*\*\*

Primary Health Care

**3** (DoH)  
Public PHC facilities/DoH received medical equipment and supplies directly by WHO

**275,817**  
Public PHC consultations

EWARS

**224**  
Sentinel sites

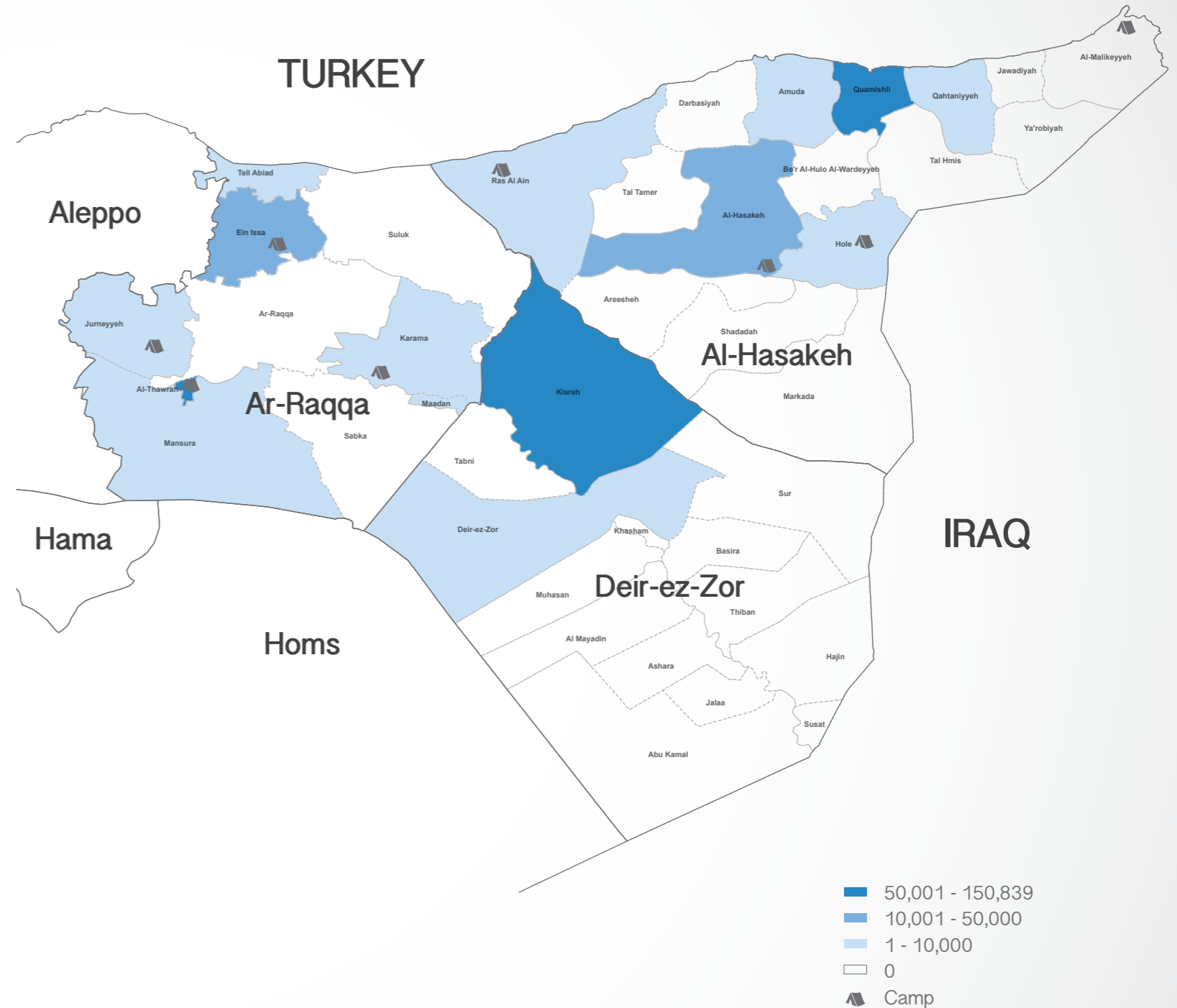
**66%**  
Sentinel sites submitting weekly surveillance reports

**62%**  
Alerts investigated and responded to timely manner

**5**  
Top 5 reported morbidities  
1. Acute Diarrhea  
2. Influenza like illnesses  
3. Suspected Measles  
4. Chicken Pox  
5. Acute Jaundice Syndrome

Health Information

**62**  
Field visits (assessments, supervision, monitoring and evaluation)

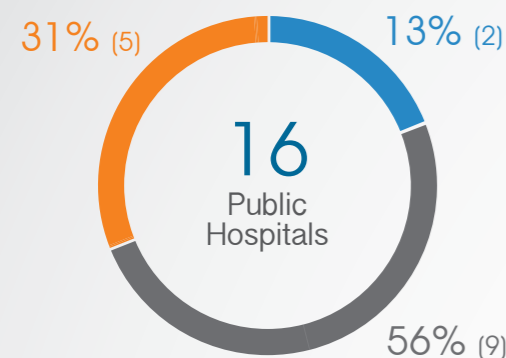


\* Based on public hospital received support from WHO

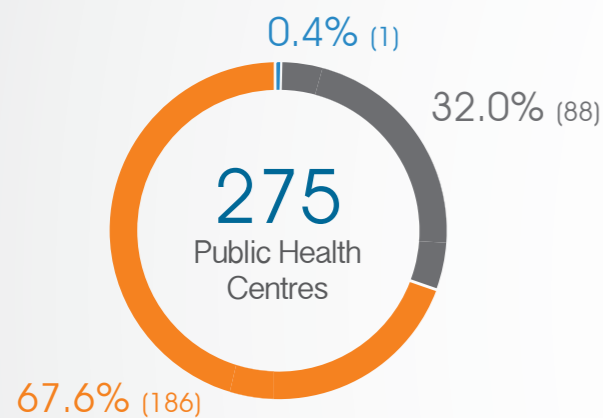
\*\* Other undefined hospitals are supported indirectly throughout MoH and MoHE at central level

\*\*\* Percentage of mhGAP previously-trained health professionals, 2014 till now, who received follow-up and/or on-the-job trainings

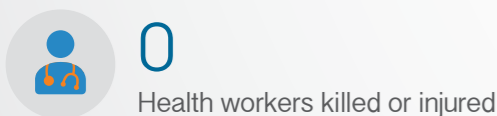
## HeRAMS Functionality Status



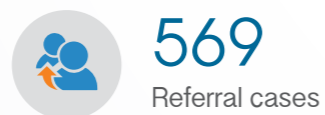
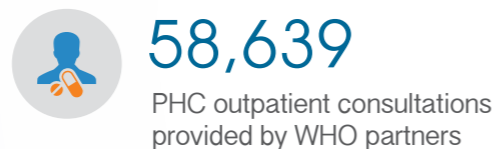

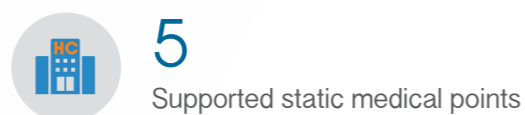
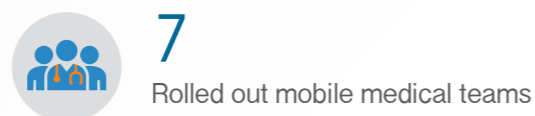


● Fully Functioning  
● Partially Functioning  
● Non-Functioning  
● No Report



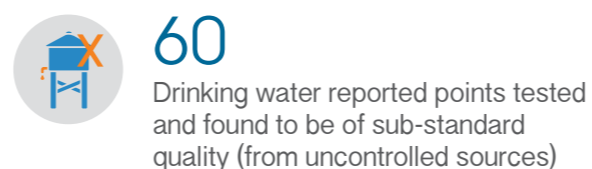
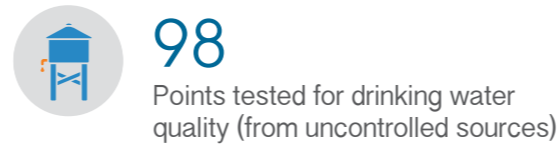
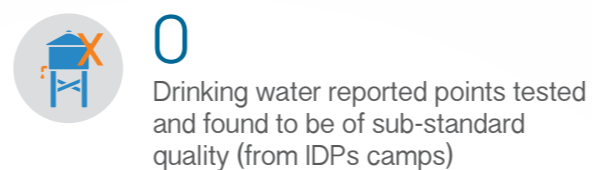
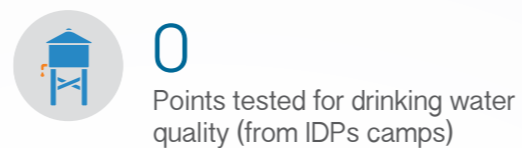
## Attacks



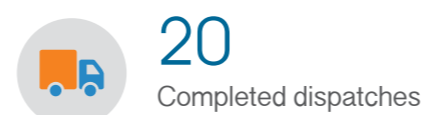
## National NGO coordination



## WASH



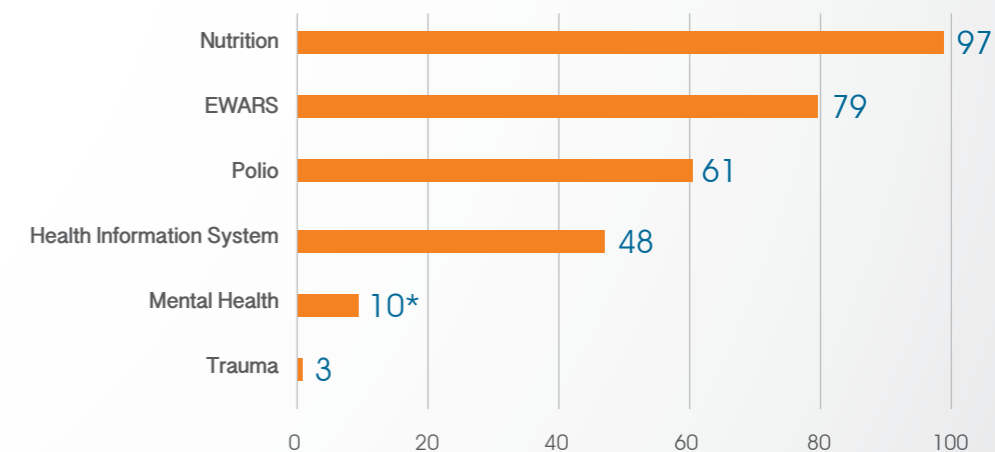
## Operations Support and Logistic



## Nutrition



## Healthcare providers trained



Total of healthcare providers trained **298**

\* Number of trainees on MHPSS topics: Number of non-specialized community workers and health care providers received trainings on MHPSS