

Trauma

1,430
Supported trauma cases*

Secondary Health Care

5
Hospitals supported with medical equipment and supplies directly by WHO**

Number of treatment courses provided at sub-district level

Immunization

77% (5,416)
DPT3 coverage rate

93% (6,559)
Measles 2 coverage rate

90% (6,301)
Polio 3 coverage rate

Mental Health

3,021
Mental health and psychosocial support interventions provided by NGOs

13
Health facilities and community centers providing MHPSS services

0
mhGAP trainees***

Primary Health Care

0 (DoH)
Public PHC facilities/DoH received medical equipment and supplies directly by WHO

88,260
Public PHC consultations

EWARS

218
Sentinel sites

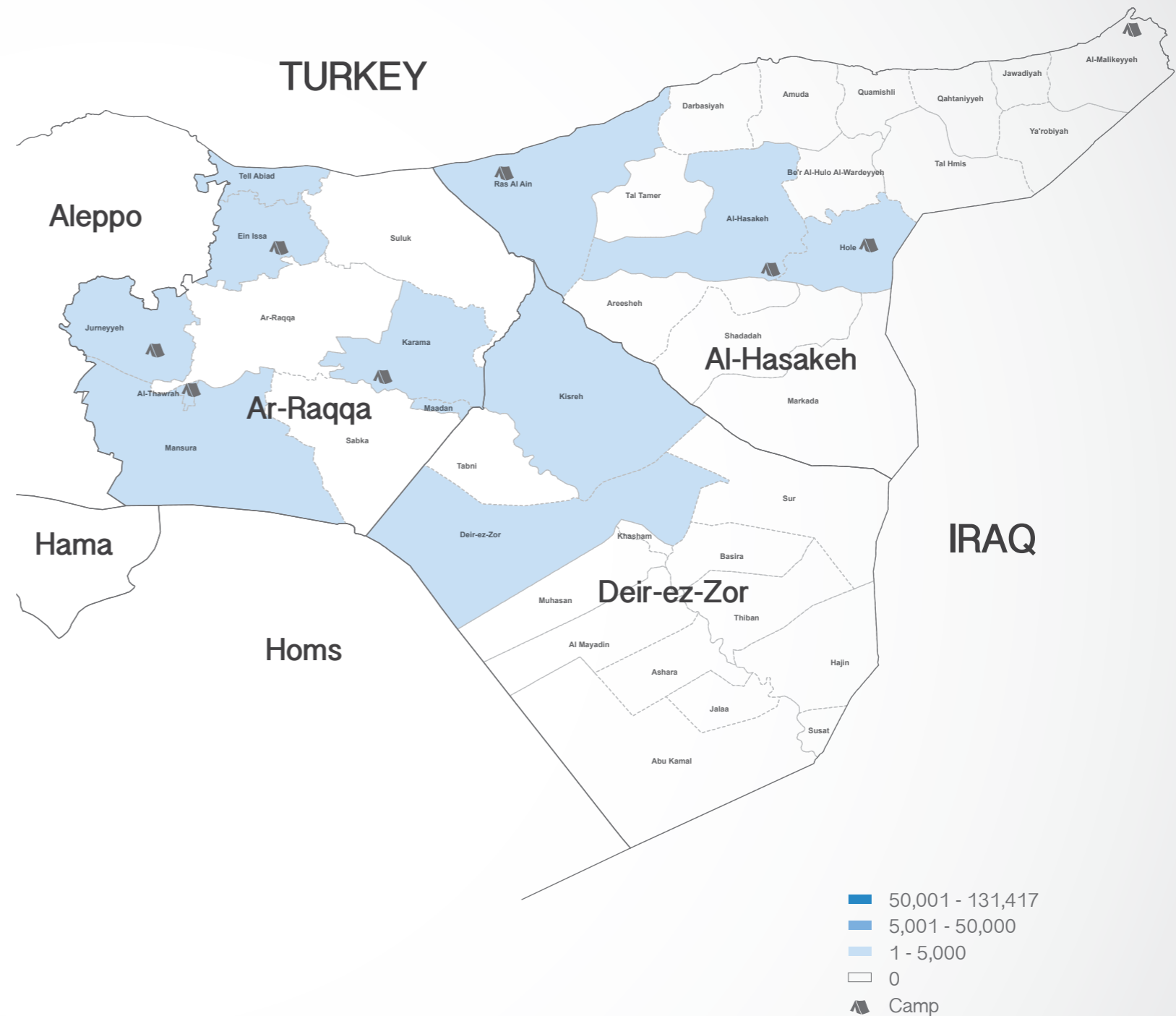
77%
Sentinel sites submitting weekly surveillance reports

94%
Alerts investigated and responded to timely manner

5
Top 5 reported morbidities
1. Acute Diarrhea
2. Influenza like illnesses
3. Typhoid
4. Acute Jaundice Syndrome
5. Scabies

Health Information

29
Field visits (assessments, supervision, monitoring and evaluation)

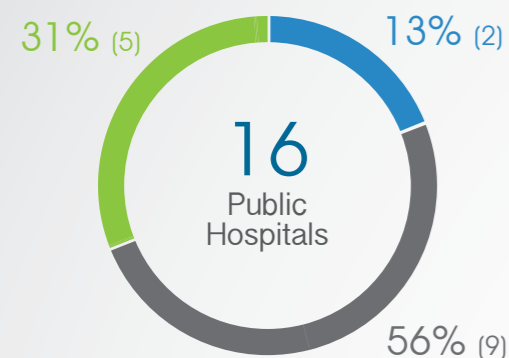


* Based on public hospital received support from WHO

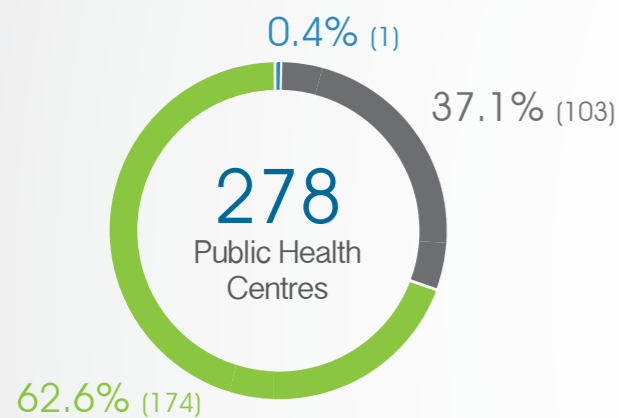
** Other undefined hospitals are supported indirectly throughout MoH and MoHE at central level

*** Percentage of mhGAP previously-trained health professionals, 2014 till now, who received follow-up and/or on-the-job trainings

HeRAMS Functionality Status



- Fully Functioning
- Partially Functioning
- Non-Functioning
- No Report



National NGO coordination

- 6 National NGOs as implementing partners
- 0 Supported PHC centers by WHO implementing partners
- 7 Rolled out mobile medical teams
- 5 Supported static medical points
- 11 IDPs camps/settlements covered by WHO partners
- 10,424 PHC outpatient consultations provided by WHO partners
- 10,902 Treatment courses provided by national NGOs
- 240 Referral cases
- 241 Trauma cases supported by WHO partners
- 0 People with disabilities assisted by WHO partners

WASH

- 0 Points tested for drinking water quality (from IDPs camps)
- 0 Drinking water reported points tested and found to be of sub-standard quality (from IDPs camps)
- 0 Points tested for drinking water quality (from uncontrolled sources)
- 0 Drinking water reported points tested and found to be of sub-standard quality (from uncontrolled sources)

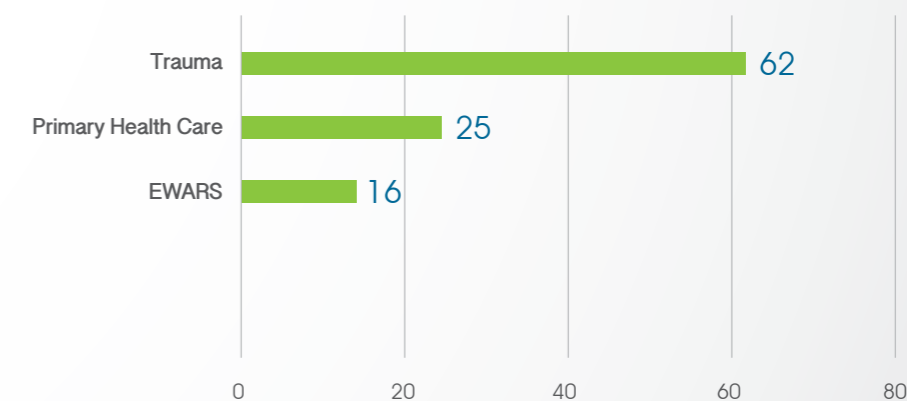
Operations Support and Logistic

- 11,801 Treatment courses provided
- 9 Completed dispatches
- 1.41 Weight (tons) of completed dispatches

Nutrition

- 3 Stabilization Centers for treatment of complicated SAM
- 10 Cases for treatment of complicated SAM
- 25 Nutrition surveillance centers
- 5,657 Children screened under 5

Healthcare providers trained



Total of healthcare providers trained **103**

Attacks

- 0 Attacks
- 0 Health workers killed or injured