

Trauma

42,304
Supported trauma cases*

Secondary Health Care

15
Hospitals supported with medical equipment and supplies directly by WHO**

Immunization

61% (26,705)
DPT3 coverage rate

65% (28,611)
Measles 2 coverage rate

64% (27,797)
Polio 3 coverage rate

Mental Health

2,855
Mental health and psychosocial support interventions provided***

397
Health facilities and community centers providing MHPSS services

8% (113 out of 1358)
mhGAP trainees****

Primary Health Care

5 (DoH)
Public PHC facilities/DoH received medical equipment and supplies directly by WHO

1,007,184
Public PHC consultations

EWARS

1,183
Sentinel sites

78%
Sentinel sites submitting weekly surveillance reports

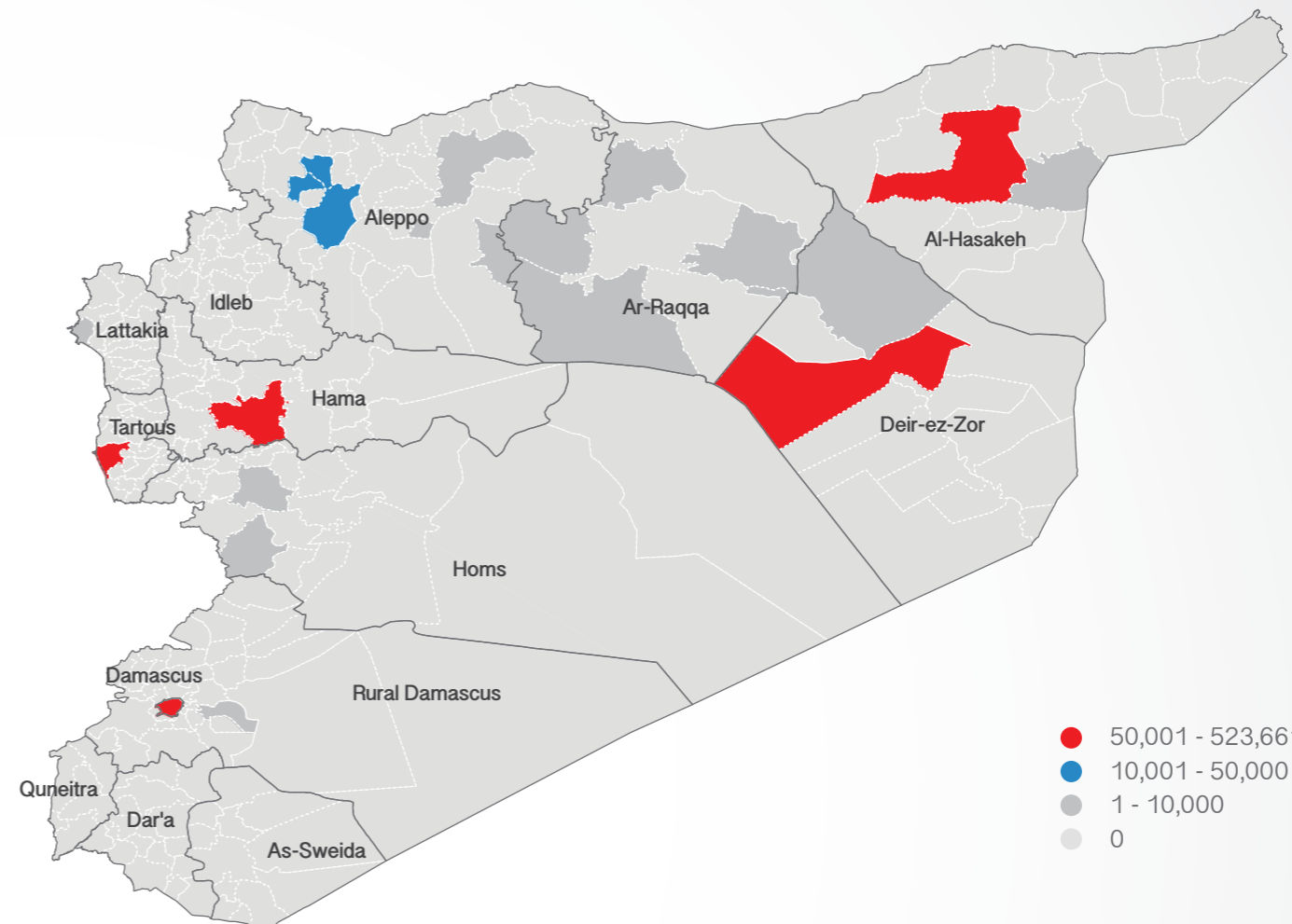
95%
Alerts investigated and responded to timely manner

Top 5 reported morbidities
1. Influenza like illnesses
2. Acute Diarrhea
3. Lice
4. Leishmaniasis
5. Acute Jaundice Syndrome

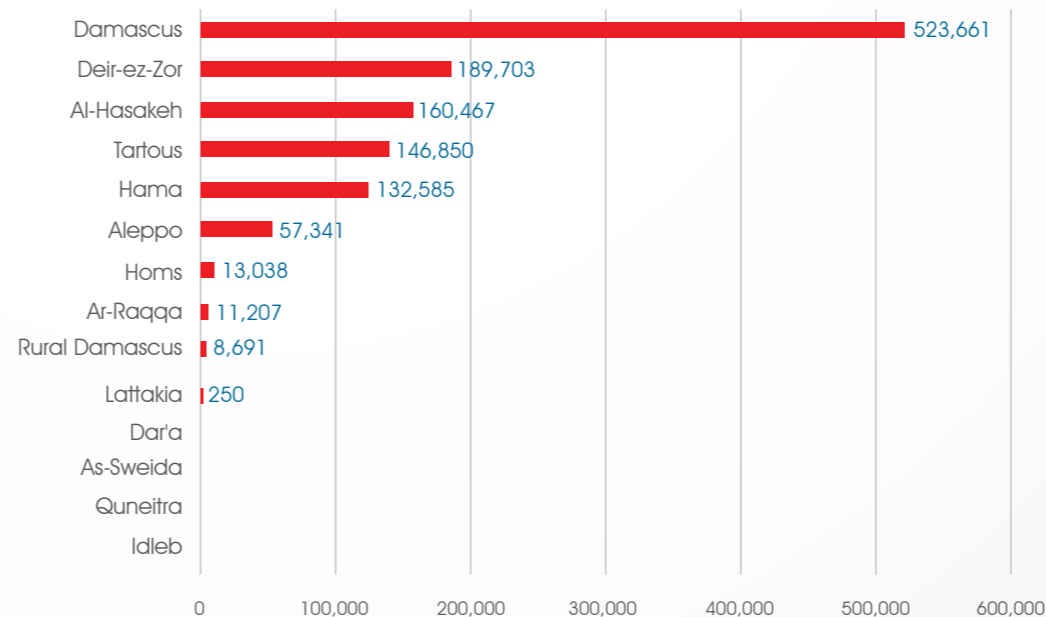
Health Information

83
Field visits (assessments, supervision, monitoring and evaluation)

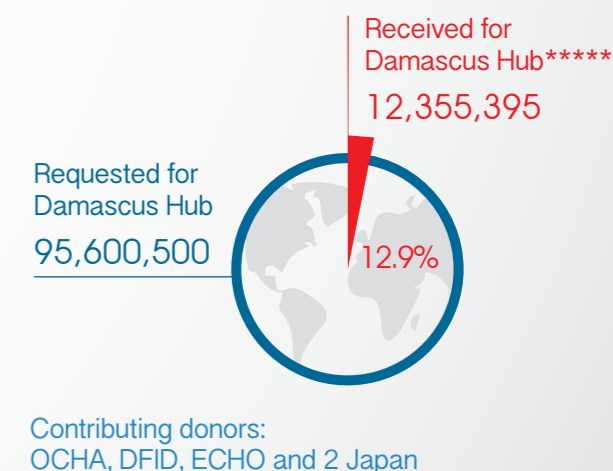
Number of treatment courses provided at sub-district level



Treatment courses provided



Funding



***** - This figures are cumulative numbers since January 2018 - (705,348 \$)Programme monitoring and reporting (PMR) and Programme Support Cost (PSC) are out of received amount.

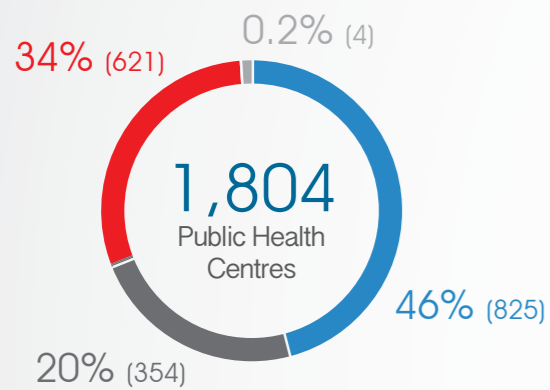
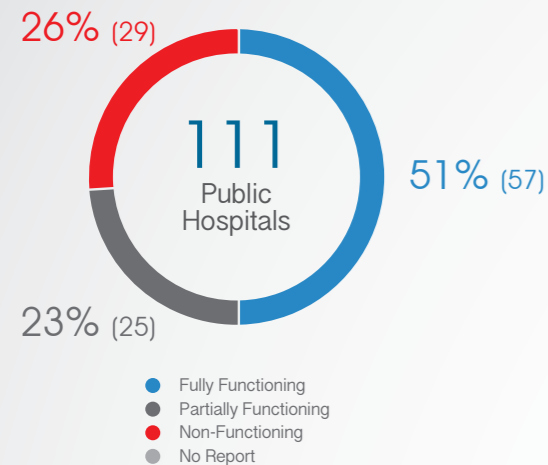
* Based on public hospital received support from WHO

** Other undefined hospitals are supported indirectly throughout MoH and MoHE at central level

*** At health and community facilities and by mobile teams (Monthly basis)

**** Percentage of mhGAP previously-trained health professionals,2014 till now, who received follow-up and/or on-the-job trainings

HeRAMS Functionality Status



WASH

147
Points tested for drinking water quality

142
Drinking water reported points tested and found to be of sub-standard quality

Attacks

8
Attacks

2
Health workers killed or injured

National NGO coordination

9
National NGOs as implementing partners

15
Supported PHC centers by WHO implementing partners

8
Rolled out mobile medical teams

8
Supported static medical points

7
IDPs camps/settlements covered by WHO partners

51,194
PHC outpatient consultations provided by WHO partners

35,136
Treatment courses provided by national NGOs

1,660
Referral cases

419
Trauma cases supported by WHO partners

86
People with disabilities assisted by WHO partners

Operations Support and Logistic

1,243,793
Treatment courses provided across the country

70
Completed dispatches across the country

60.3
Weight (tons) of completed dispatches across the country

	Planned	Delivered	Fully Removed
IA Convoys	26 IA convoys planned to reach the besieged locations	1 IA convoys that reached besieged locations	
Medicines	42 Weight of medicines planned for delivery under IA convoys	0.74 Weight of medicines delivered under IA convoys	0.030 Weight of medicines fully removed from IA convoys
Health kits	62 Weight of health kits planned for delivery under IA convoys	1.18 Weight of health kits (tons) delivered under IA convoys	0 Weight of health kits (tons) fully removed from IA convoys
Medical equipment	28 Weight of medical equipment (tons) planned for delivery under IA convoys	0.03 Weight of medical equipment (tons) delivered under IA convoys	0 Weight of medical equipment (tons) fully removed from IA convoys
Shipments	132 Weight of shipments (medicines, kits, equipment) planned to be delivered under IA convoys	1.96 Weight of shipments (medicines, kits, equipment) delivered under IA convoys	0.030 Weight of shipments (medicines, kits, equipment) fully removed from IA convoys
Medical treatments	977,007 Number of medical treatments planned to be delivered under IA convoys	8,549.00 Number of medical treatments delivered under IA convoys	1,450 Number of medical treatments fully removed from IA convoys

Nutrition

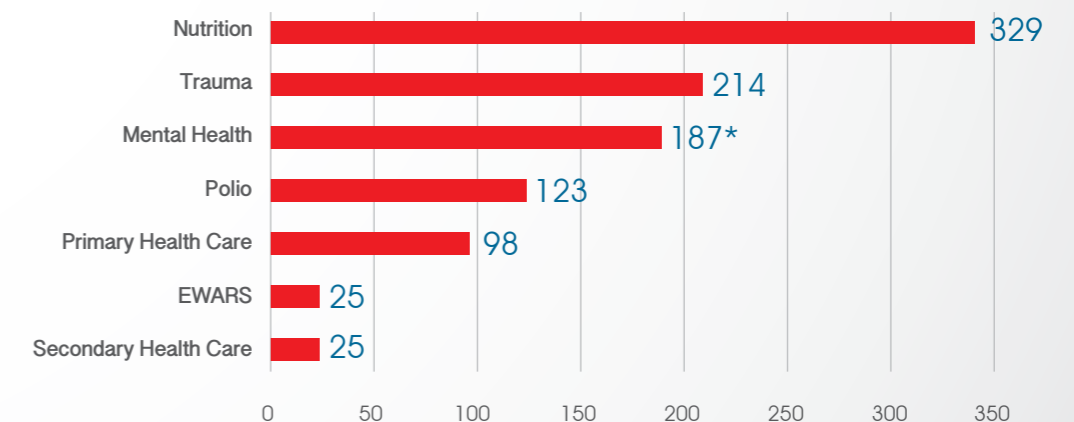
17
Stabilization Centers for treatment of complicated SAM

50
Cases for treatment of complicated SAM

596
Nutrition surveillance centers

69,608
Children screened under 5

Healthcare providers trained



Total of healthcare providers trained **1,001**

* Number of trainees on MHPSS topics: Number of non-specialized community workers and health care providers received trainings on MHPSS