

Trauma

1,267
Supported trauma cases*

Secondary Health Care

8
Hospitals supported with medical equipment and supplies directly by WHO**

Number of treatment courses provided at sub-district level

Immunization

76% (3,006)
DPT3 coverage rate

65% (2,570)
Measles 2 coverage rate

63% (2,494)
Polio 3 coverage rate

Mental Health

1,318
Mental health and psychosocial support interventions provided by NGOs

13
Health facilities and community centers providing MHPSS services

0
mhGAP trainees***

Primary Health Care

1 (DoH)
Public PHC facilities/DoH received medical equipment and supplies directly by WHO

88,260
Public PHC consultations

EWARS

218
Sentinel sites

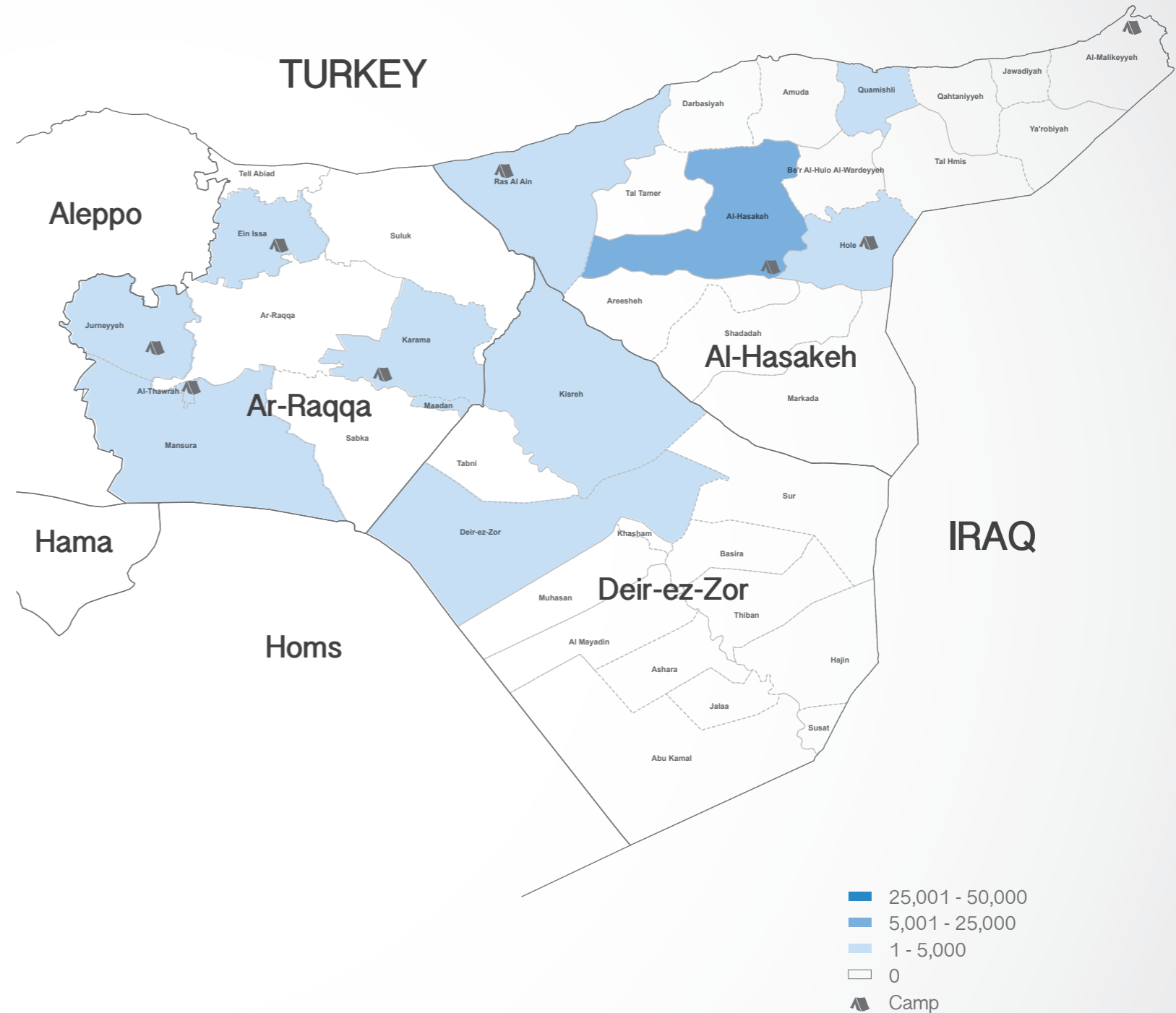
70%
Sentinel sites submitting weekly surveillance reports

100%
Alerts investigated and responded to timely manner

Health Information

27
Field visits (assessments, supervision, monitoring and evaluation)

Top 5 reported morbidities
 1. Acute Diarrhea
 2. Influenza like illnesses
 3. Typhoid
 4. Acute Jaundice Syndrome
 5. Brucellosis

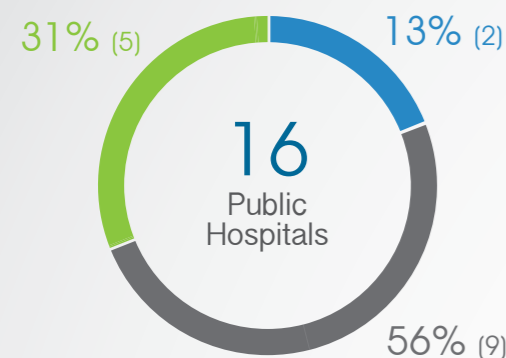


* Based on public hospital received support from WHO

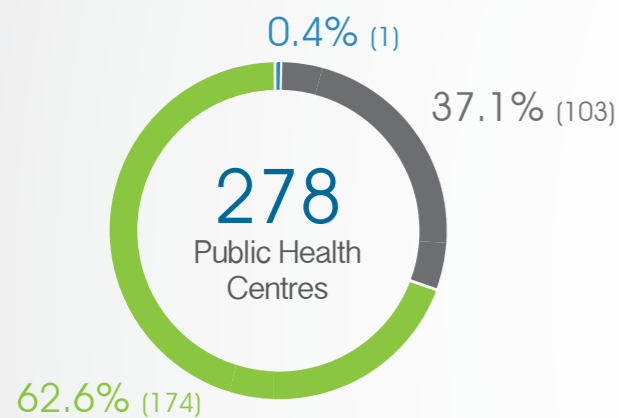
** Other undefined hospitals are supported indirectly throughout MoH and MoHE at central level

*** Percentage of mhGAP previously-trained health professionals, 2014 till now, who received follow-up and/or on-the-job trainings

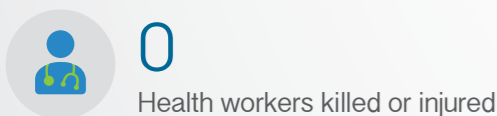
HeRAMS Functionality Status




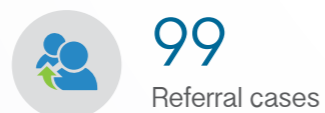
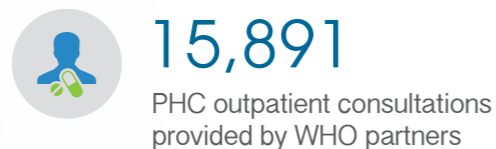

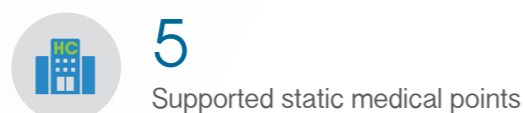
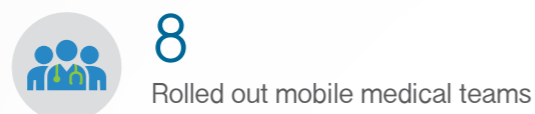


● Fully Functioning
● Partially Functioning
● Non-Functioning
● No Report



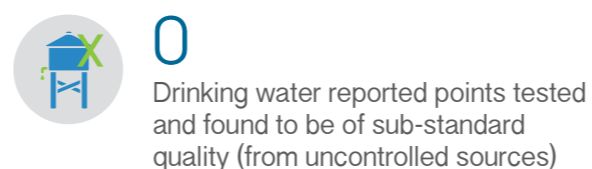
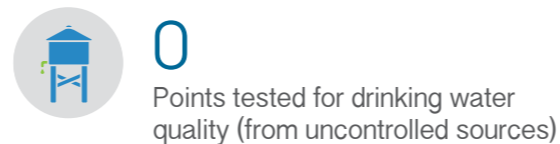
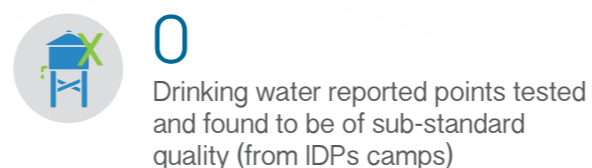
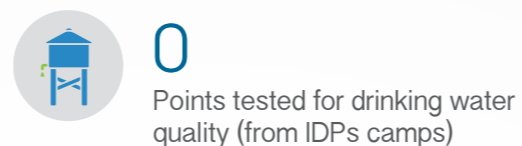
Attacks



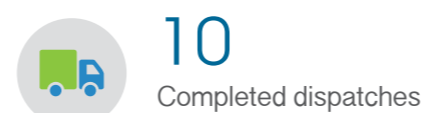
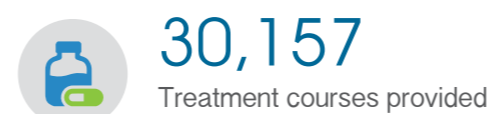
National NGO coordination



WASH



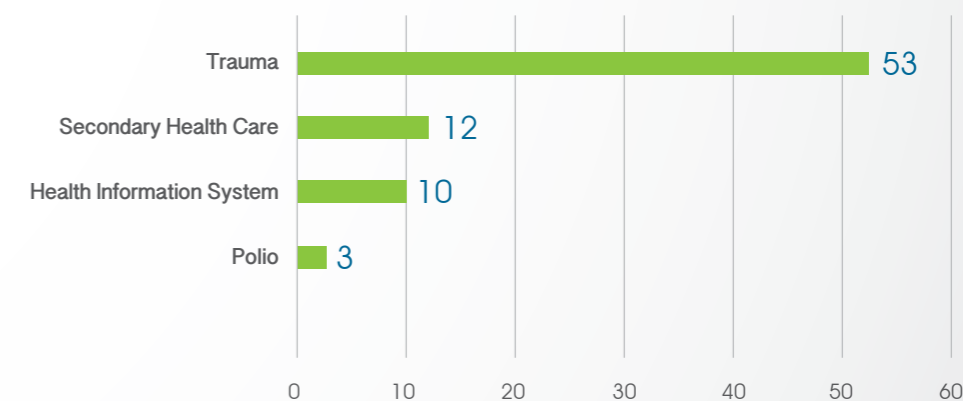
Operations Support and Logistic



Nutrition



Healthcare providers trained



Total of healthcare providers trained **78**