

Trauma

94,127
Supported trauma cases*

Secondary Health Care

33
Hospitals supported with medical equipment and supplies directly by WHO**

Immunization

72% (93,940)
DPT3 coverage rate

70% (92,156)
Measles 2 coverage rate

68% (89,595)
Polio 3 coverage rate

Mental Health

11,036
Mental health and psychosocial support interventions provided***

44,913
Mental health and psychosocial support interventions provided****

397
Health facilities and community centers providing MHPSS services

23% (313 out of 1358)
mhGAP trainees*****

Primary Health Care

12 (DoH)
Public PHC facilities/DoH received medical equipment and supplies directly by WHO

1,007,184
Public PHC consultations

EWARS

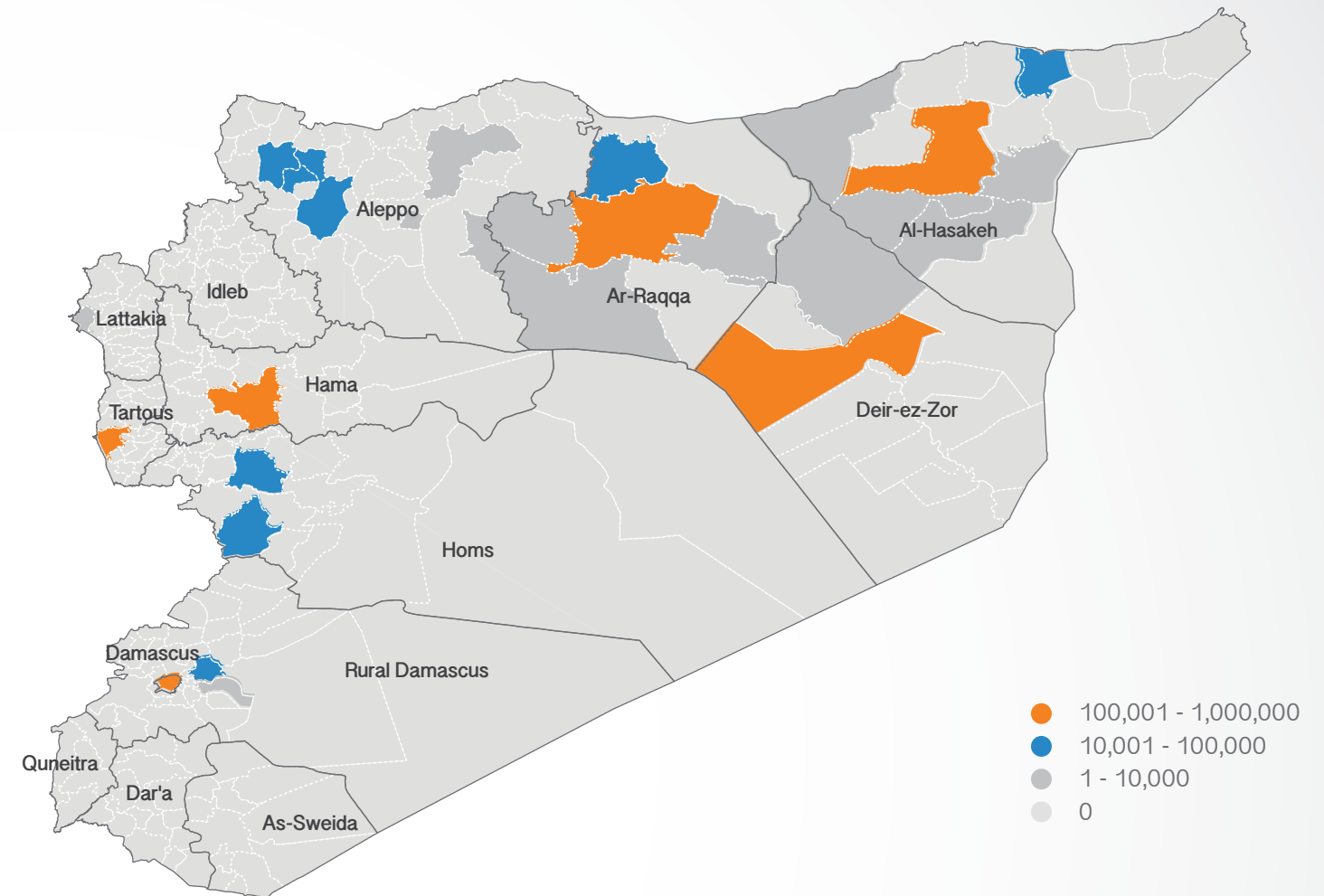
1,183
Sentinel sites

76% (11,643)
Sentinel sites submitting weekly surveillance reports

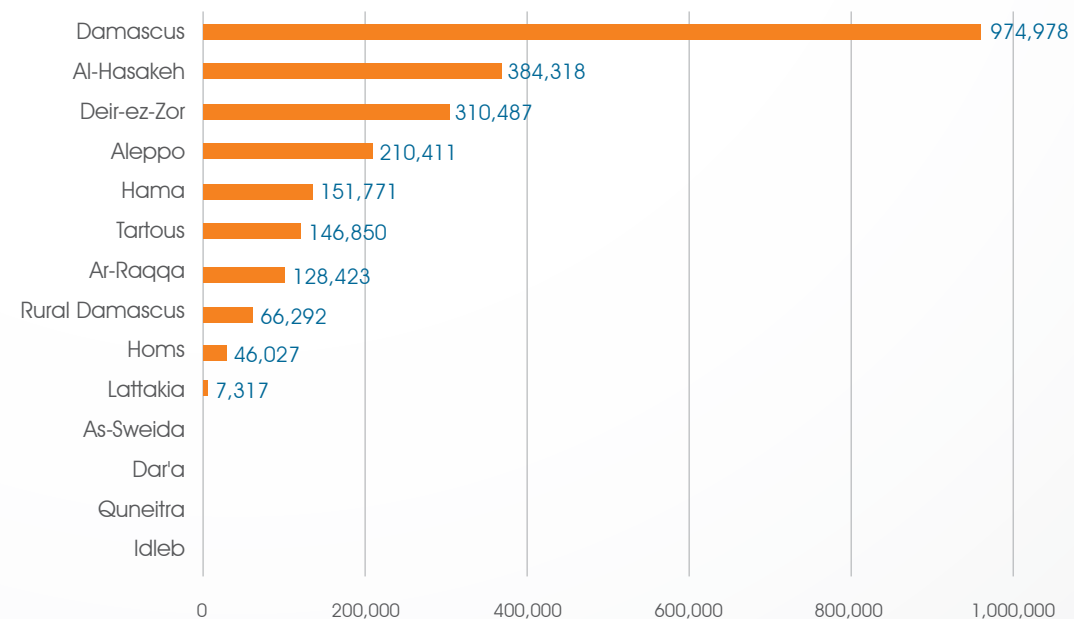
77% (8,993)
Alerts investigated and responded to timely manner

Top 5 reported morbidities
1. Influenza like illnesses
2. Acute Diarrhea
3. Lice
4. Leishmaniasis
5. Acute Jaundice Syndrome

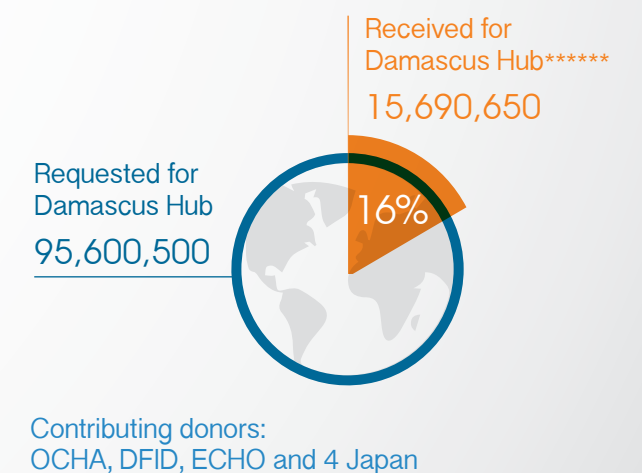
Number of treatment courses provided at sub-district level



Treatment courses provided



Funding



***** - This figures are cumulative numbers since January 2018
- ((\$873,395) Programme monitoring and reporting (PMR) and Programme Support Cost (PSC) are out of received amount.

* Based on public hospital received support from WHO

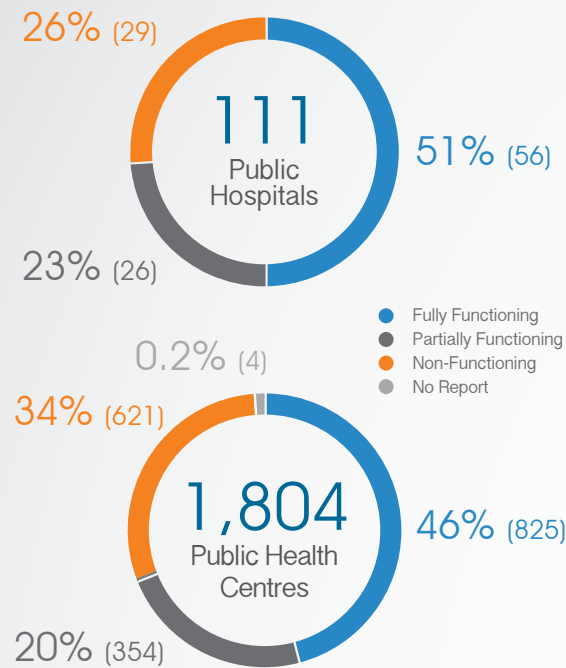
** Other undefined hospitals are supported indirectly throughout MoH and MoHE at central level

*** At health and community facilities and by mobile teams (Monthly basis)

**** at health and community facilities and by MoH (Quarterly basis)

***** Percentage of mhGAP previously-trained health professionals,2014 till now, who received follow-up and/or on-the-job trainings

HeRAMS Functionality Status



National NGO coordination

- 9 National NGOs as implementing partners
- 15 Supported PHC centers by WHO implementing partners
- 25 Rolled out mobile medical teams
- 8 Supported static medical points
- 15 IDPs camps/settlements covered by WHO partners
- 181,583 PHC outpatient consultations provided by WHO partners
- 108,383 Treatment courses provided by national NGOs
- 5,020 Referral cases
- 3,650 Trauma cases supported by WHO partners
- 249 People with disabilities assisted by WHO partners

Operations Support and Logistic

2,426,865 Treatment courses provided across the country

178 Completed dispatches across the country

204.1 Weight (tons) of completed dispatches across the country

	Planned	Delivered	Fully Removed
IA Convoys	78 IA convoys planned to reach the besieged locations	4 IA convoys that reached besieged locations	
Medicines	114 Weight of medicines planned for delivery under IA convoys	7.84 Weight of medicines delivered under IA convoys	15.9 Weight of medicines fully removed from IA convoys
Health kits	164 Weight of health kits planned for delivery under IA convoys	7.63 Weight of health kits (tons) delivered under IA convoys	5.5 Weight of health kits (tons) fully removed from IA convoys
Medical equipment	76 Weight of medical equipment (tons) planned for delivery under IA convoys	0.13 Weight of medical equipment (tons) delivered under IA convoys	1.8 Weight of medical equipment (tons) fully removed from IA convoys
Shipments	354 Weight of shipments (medicines, kits, equipment) planned to be delivered under IA convoys	15.60 Weight of shipments (medicines, kits, equipment) delivered under IA convoys	23.10 Weight of shipments (medicines, kits, equipment) fully removed from IA convoys
Medical treatments	2,838,285 Number of medical treatments planned to be delivered under IA convoys	106,909 Number of medical treatments delivered under IA convoys	134,025 Number of medical treatments fully removed from IA convoys

WASH

- 43 Points tested for drinking water quality (from IDPs camps)
- 5 Drinking water reported points tested and found to be of sub-standard quality (from IDPs camps)
- 320 Points tested for drinking water quality (from uncontrolled sources)
- 304 Drinking water reported points tested and found to be of sub-standard quality (from uncontrolled sources)

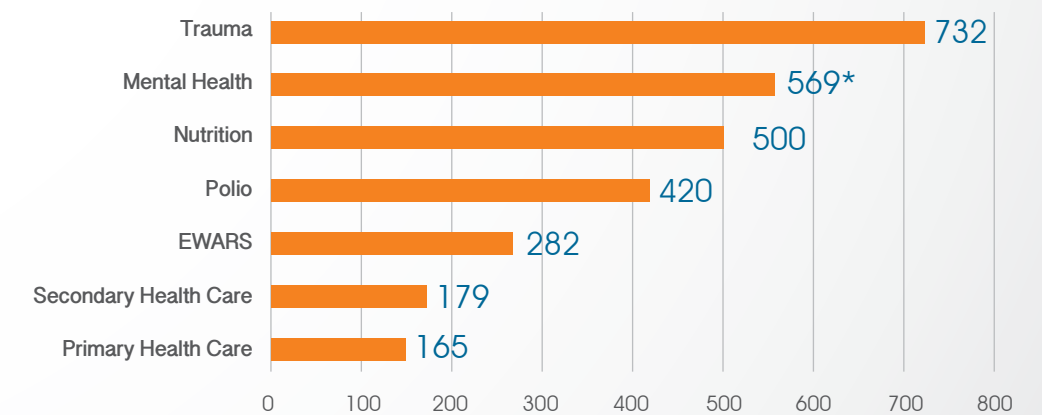
Attacks

- 17 Attacks
- 4 Health workers killed or injured

Nutrition

- 17 Stabilization Centers for treatment of complicated SAM
- 175 Cases for treatment of complicated SAM
- 714 Nutrition surveillance centers
- 231,118 Children screened under 5

Healthcare providers trained



Total of healthcare providers trained **2,847**

* Number of trainees on MHPSS topics: Number of non-specialized community workers and health care providers received trainings on MHPSS