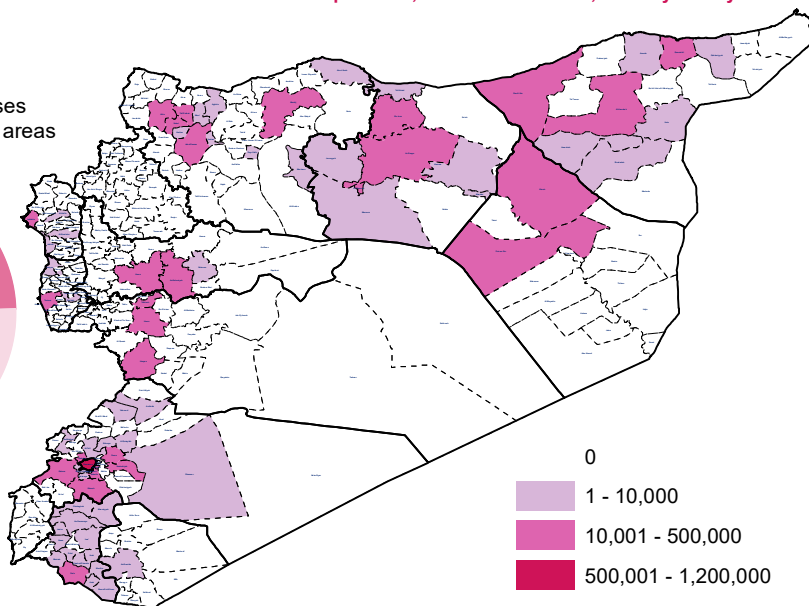
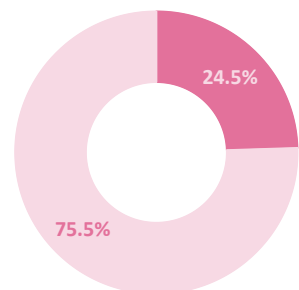


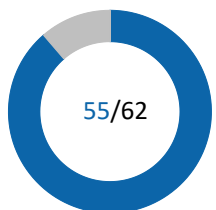
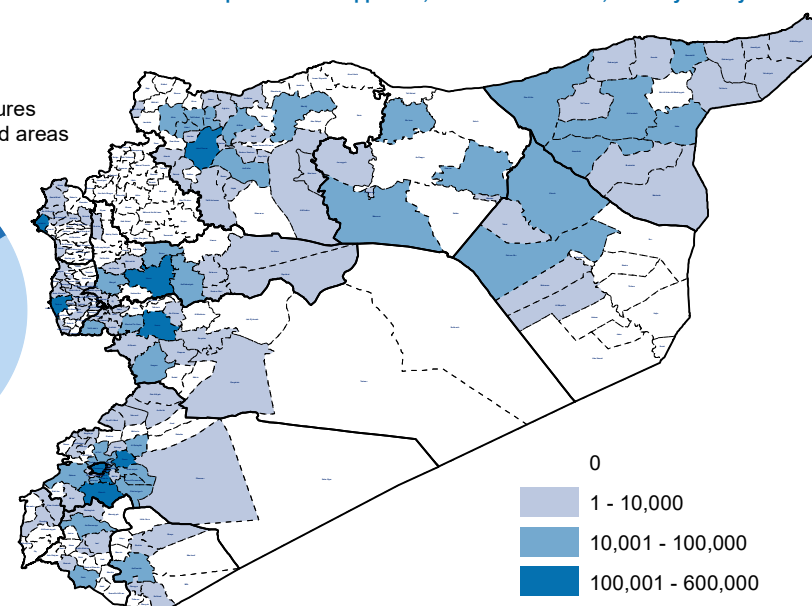
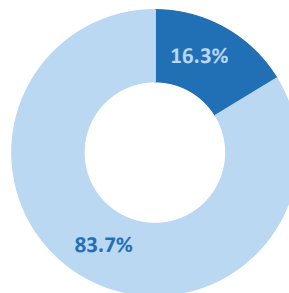
Number of treatment courses provided, at sub district level, January to May 2018

24.5% of treatment courses provided to HTR/ besieged areas

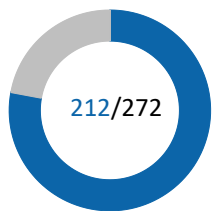


Number of medical procedures supported, at sub district level, January to May 2018

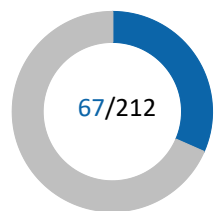
16.3% of medical procedures supported to HTR/ besieged areas



89% of the districts (Mantika) were reached by the health sector partners by end of May 2018



78% of the sub-districts (Nahya) were reached by the health sector partners by end of May 2018



32% of the reached sub-districts are in HTR & besieged areas

Number of reporting organizations, May 2018

(UN or INGO or NNGO reporting activity into 4Ws)



Number of implementing partners, May 2018

(All assistance and services implemented by UN or INGO or NNGO or government entity)



Delivered assistance by the Health Sector for May 2018
Periodic Monitoring Review -PMR indicators

	May
1) # of medical procedures	673,745
1.1.1 Number of outpatient consultations (static and mobile services)	660,714
1.4.1 Number of mental health cases receiving specialized assistance.	997
1.4.2 Number of new mental health cases referred	135
1.4.3 Number of physical rehabilitation cases supported	664
1.4.7 Number of mental health services provided by trained health and community care providers	9,952
1.7.1 Number of referred cases inside Syria to receive specialized treatment	1,283
2) # of treatment courses provided	419,422
1.1.2 Number of treatment courses provided (medications provided/prescribed, diagnostic procedures, minor medical interventions including dialysis)	419,422
3) # of trauma cases supported	23,453
1.3.5 Number of trauma cases supported	23,453
4) # of children under 5 immunized	35,000
1.2.2 Number of children U1 covered with DPT3 or equivalent pentavalent vaccine (national program)	35,000
5) # of sentinel sites submitting weekly surveillance reports	963
1.8.2 Number of sentinel sites submitting weekly surveillance reports	963
6) # of deliveries attended by skilled attendant	1,910
1.6.1 Number of vaginal deliveries attended by skilled birth attendant	801
1.6.2 Number of C- Sections	1,109
7) # of facilities providing rehabilitation services	431
1.4.5 Number of facilities providing rehabilitation mental services	429
1.4.6 Number of facilities providing rehabilitation physical services	2
8) # of reports monitoring violence against health MVH	1
2.4 Number of reports documenting attacks on health facilities and medical staff	1
9) # of health care workers trained and re-trained	1,964
3.1 Number of healthcare providers trained and re-trained	1,914
3.2 Number of community health workers trained and re-trained	50

The boundaries and names shown and the designations used on this map do not imply the expression of any opinion whatsoever on the part of the World Health Organization concerning the legal status of any country, territory, city or area or of its authorities, or concerning the delimitation of its frontiers or boundaries. Dotted and dashed lines on maps represent approximate border lines for which there may not yet be full agreement.

Data source: Health sector 4Ws, HTR and besieged areas are portrayed based on OCHA map as of Feb 2018
Map production: Health Information Management Unit,
Country office, Syrian Arab Republic
World Health Organization