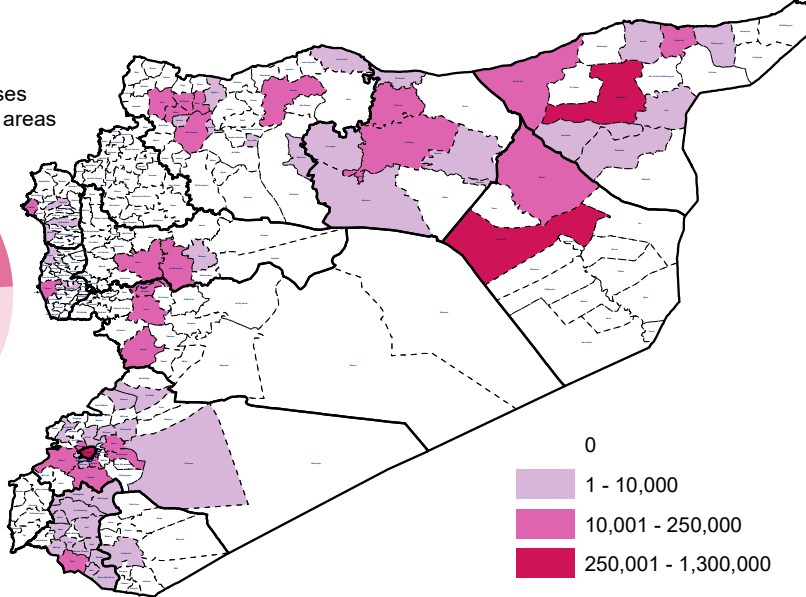
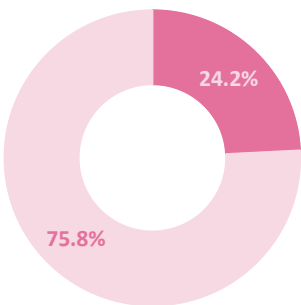


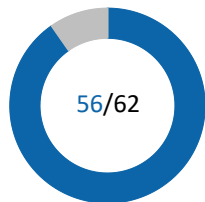
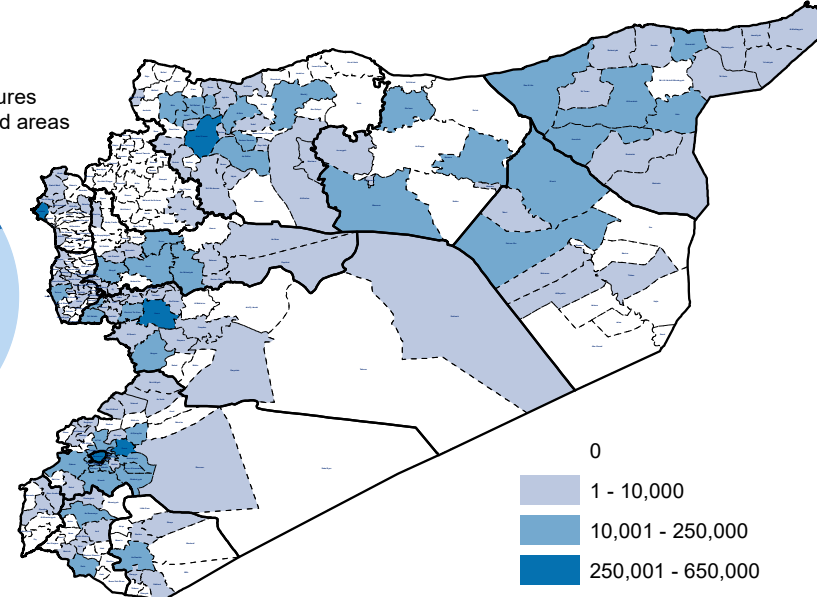
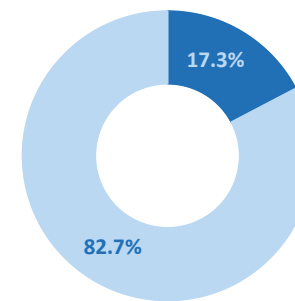
Number of treatment courses provided, at sub district level, January to June 2018

24.2% of treatment courses provided to HTR/ besieged areas

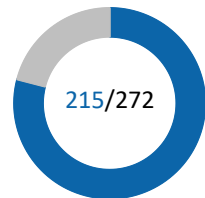


Number of medical procedures supported, at sub district level, January to June 2018

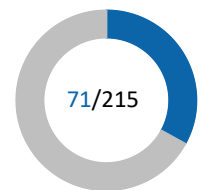
17.3% of medical procedures supported to HTR/ besieged areas



90% of the districts (Mantika) were reached by the health sector partners by end of June 2018



79% of the sub-districts (Nahya) were reached by the health sector partners by end of June 2018



33% of the reached sub-districts are in HTR & besieged areas

Number of reporting organizations, June 2018

(UN or INGO or NNGO reporting activity into 4Ws)



Number of implementing partners, June 2018

(All assistance and services implemented by UN or INGO or NNGO or government entity)



Delivered assistance by the Health Sector for June 2018

Periodic Monitoring Review -PMR indicators

	June
<b>1) # of medical procedures</b>	<b>559,246</b>
1.1.1 Number of outpatient consultations (static and mobile services)	545,445
1.4.2 Number of new mental health cases referred	91
1.4.3 Number of physical rehabilitation cases supported	842
1.7.1 Number of referred cases inside Syria to receive specialized treatment	2,589
1.4.1 Number of mental health services provided	10,279
<b>2) # of treatment courses provided</b>	<b>371,393</b>
1.1.2 Number of treatment courses provided (medications provided/prescribed, diagnostic procedures, minor medical interventions including dialysis)	371,393
<b>3) # of trauma cases supported</b>	<b>23,633</b>
1.3.5 Number of trauma cases supported	23,633
<b>4) # of children under 5 immunized</b>	<b>23,912</b>
1.2.2 Number of children U1 covered with DPT3 or equivalent pentavalent vaccine (national program)	23,912
<b>5) # of sentinel sites submitting weekly surveillance reports or Percentage of all outbreaks investigated in a timely manner</b>	<b>990</b>
1.8.2 Number of sentinel sites submitting weekly surveillance reports	990
<b>6) # of deliveries attended by skilled attendant</b>	<b>1,892</b>
1.6.1 Number of vaginal deliveries attended by skilled birth attendant	957
1.6.2 Number of C- Sections	935
<b>7) # of facilities providing rehabilitation services</b>	<b>435</b>
1.4.5 Number of facilities providing rehabilitation mental services	429
1.4.6 Number of facilities providing rehabilitation physical services	6
<b>8) # of reports monitoring violence against health MVH</b>	<b>1</b>
2.4 Number of reports documenting attacks on health facilities and medical staff	1
<b>9) # of health care workers trained and re-trained</b>	<b>1,332</b>
3.1 Number of healthcare providers trained and re-trained	1,332

The boundaries and names shown and the designations used on this map do not imply the expression of any opinion whatsoever on the part of the World Health Organization concerning the legal status of any country, territory, city or area or of its authorities, or concerning the delimitation of its frontiers or boundaries. Dotted and dashed lines on maps represent approximate border lines for which there may not yet be full agreement.

Data source: Health sector 4Ws, HTR and besieged areas are portrayed based on OCHA map as of Feb 2018  
Map production: Health Information Management Unit, Country office, Syrian Arab Republic  
World Health Organization