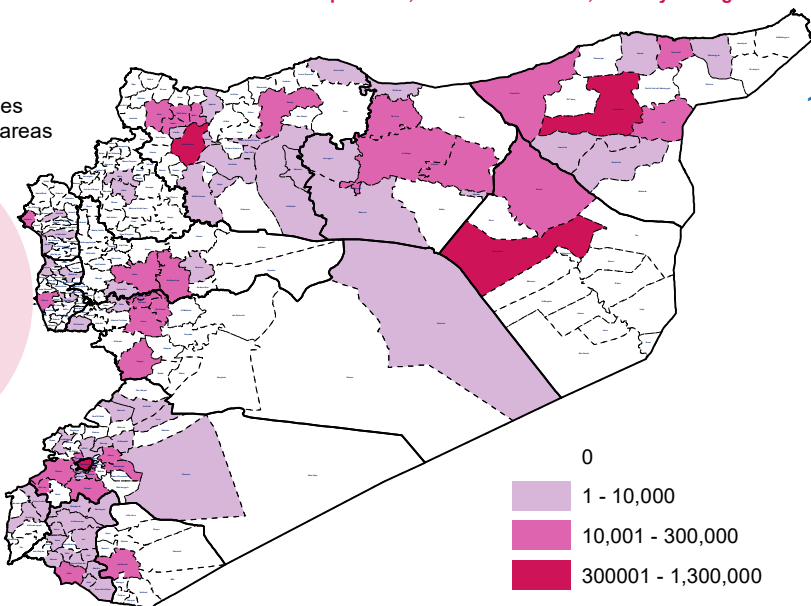
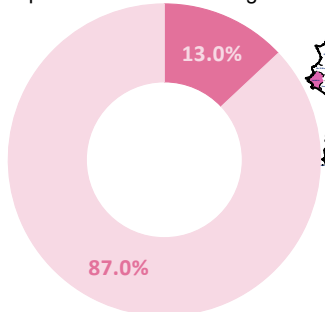


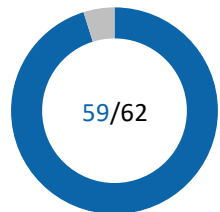
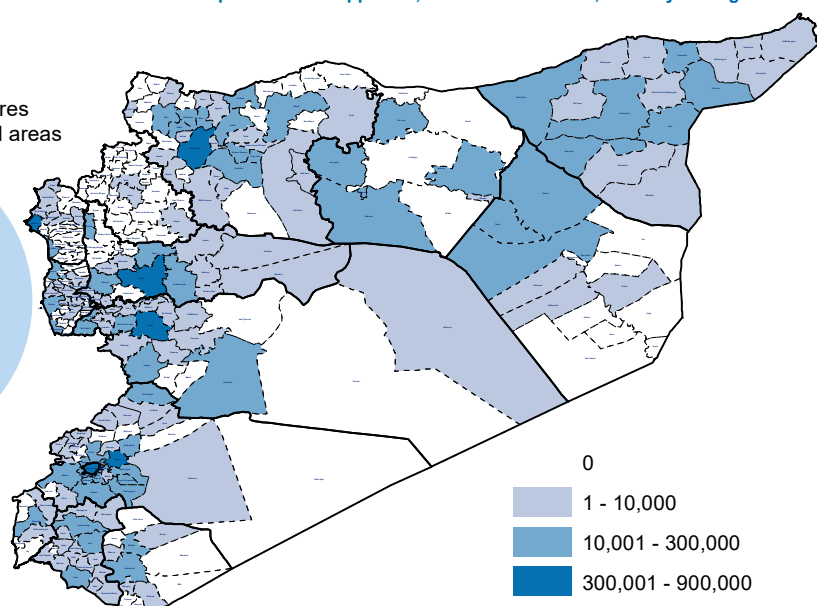
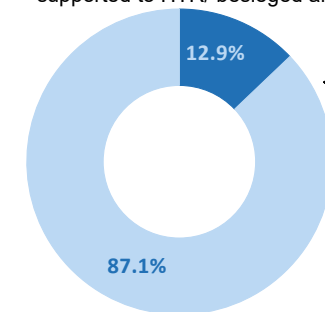
Number of treatment courses provided, at sub district level, January to August 2018

13.0% of treatment courses provided to HTR/ besieged areas



Number of medical procedures supported, at sub district level, January to August 2018

12.9% of medical procedures supported to HTR/ besieged areas



95% of the districts (Mantika) were reached by the health sector partners by end of August 2018

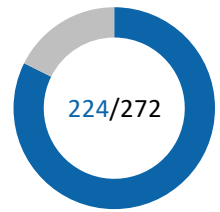
Number of reporting organizations, August 2018

(UN or INGO or NNGO reporting activity into 4Ws)

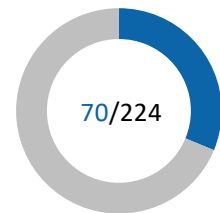


Number of implementing partners, August 2018

(All assistance and services implemented by UN or INGO or NNGO or government entity)



82% of the sub-districts (Nahya) were reached by the health sector partners by end of August 2018



31% of the reached sub-districts are in HTR & besieged areas

Delivered assistance by the Health Sector for August 2018

Periodic Monitoring Review -PMR indicators	August
<b>1) # of medical procedures</b>	<b>776,184</b>
1.1.1 Number of outpatient consultations (static and mobile services)	761,107
1.4.1 Number of mental health services provided	9,505
1.4.3 Number of physical rehabilitation cases supported	952
1.7.1 Number of referred cases inside Syria to receive specialized treatment	4,620
<b>2) # of treatment courses provided</b>	<b>245,319</b>
1.1.2 Number of treatment courses provided (medications provided/prescribed, diagnostic procedures, minor medical interventions including dialysis)	245,319
<b>3) # of trauma cases supported</b>	<b>19,947</b>
1.3.5 Number of trauma cases supported	19,947
<b>4) # of children under 5 immunized</b>	<b>34,790</b>
1.2.2 Number of children U1 covered with DPT3 or equivalent pentavalent vaccine (national program)	34,790
<b>5) # of sentinel sites submitting weekly surveillance reports or Percentage of all outbreaks investigated in a timely manner</b>	<b>1,048</b>
1.8.2 Number of sentinel sites submitting weekly surveillance reports	1,048
<b>6) # of deliveries attended by skilled attendant</b>	<b>2,625</b>
1.6.1 Number of vaginal deliveries attended by skilled birth attendant	1,262
1.6.2 Number of C- Sections	1,363
<b>7) # of facilities providing rehabilitation services</b>	<b>456</b>
1.4.5 Number of facilities providing rehabilitation mental services	451
1.4.6 Number of facilities providing rehabilitation physical services	5
<b>9) # of health care workers trained and re-trained</b>	<b>975</b>
3.1 Number of healthcare providers trained and re-trained	948
3.2 Number of community health workers trained and re-trained	27

The boundaries and names shown and the designations used on this map do not imply the expression of any opinion whatsoever on the part of the World Health Organization concerning the legal status of any country, territory, city or area or of its authorities, or concerning the delimitation of its frontiers or boundaries. Dotted and dashed lines on maps represent approximate border lines for which there may not yet be full agreement.

Data source: Health sector 4Ws, HTR and besieged areas are portrayed based on OCHA map as of Feb+Jul 2018  
Map production: Health Information Management Unit,  
Country office, Syrian Arab Republic  
World Health Organization