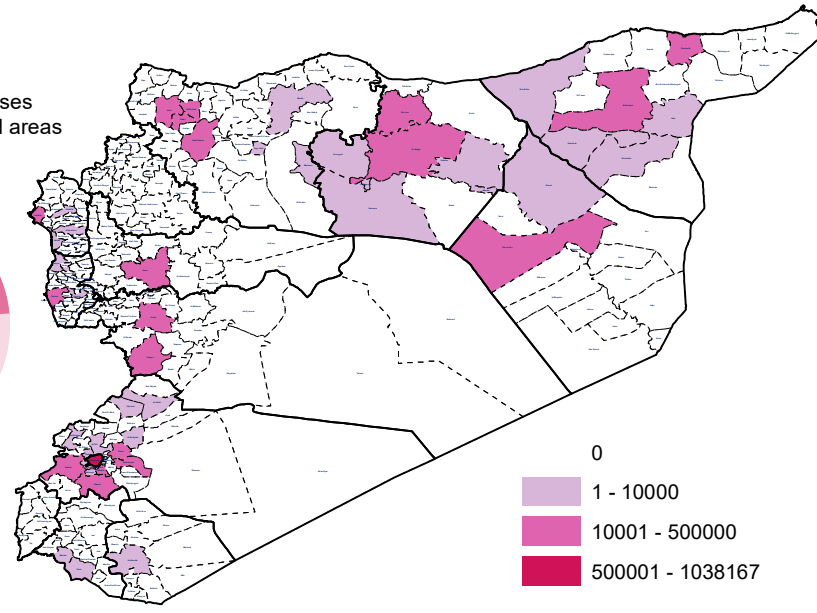
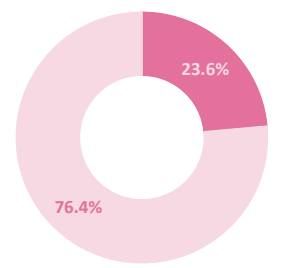


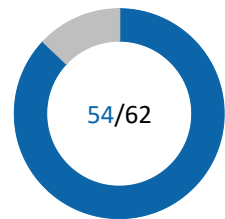
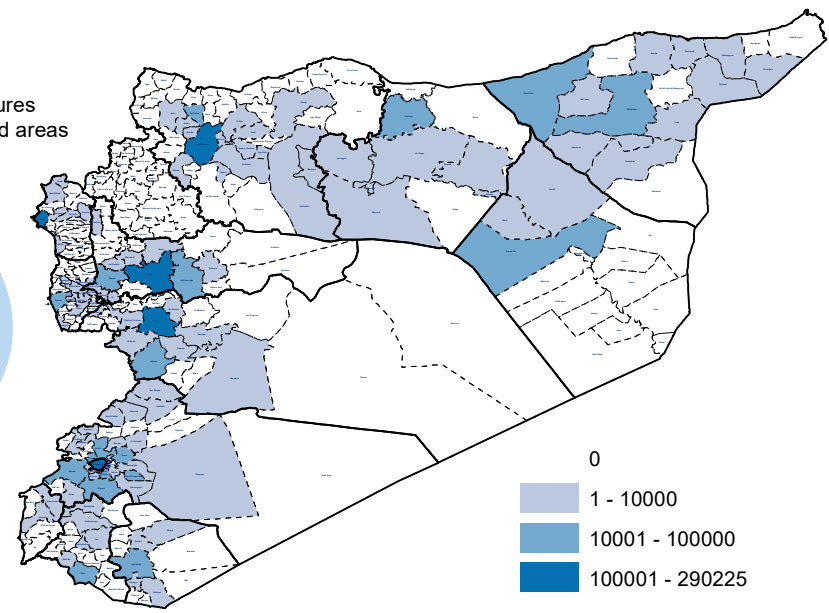
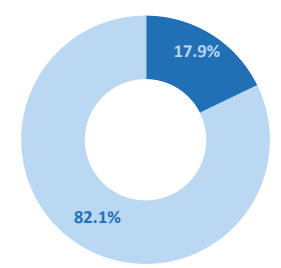
Number of treatment courses provided, at sub district level, January to April 2018

Number of medical procedures supported, at sub district level, January to April 2018

23.6% of treatment courses provided to HTR/ besieged areas



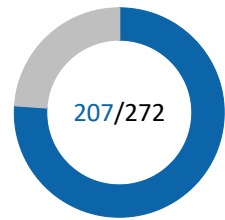
17.9% of medical procedures supported to HTR/ besieged areas



87% of the districts (Mantika) were reached by the health sector partners by end of April 2018

Number of reporting organizations, April 2018

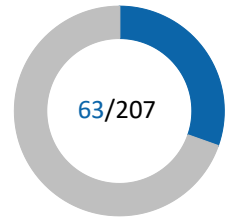
(UN or INGO or NNGO reporting activity into 4Ws)



76% of the sub-districts (Nahya) were reached by the health sector partners by end of April 2018

Number of implementing partners, April 2018

(All assistance and services implemented by UN or INGO or NNGO or government entity)



30% of the reached sub-districts are in HTR & besieged areas

Delivered assistance by the Health Sector for April 2018

Periodic Monitoring Review -PMR indicators		Apr
1) # of medical procedures		785,800
1.1.1	Number of outpatient consultations (static and mobile services)	772,509
1.4.3	Number of physical rehabilitation cases supported	593
1.4.7	Number of mental health services provided by trained health and community care providers	10,478
1.7.1	Number of referred cases inside Syria to receive specialized treatment	2,220
2) # of treatment courses provided		672,870
1.1.2 Number of treatment courses provided (medications provided/prescribed, diagnostic procedures, minor medical interventions including dialysis)		672,870
3) # of trauma cases supported		27,887
1.3.5	Number of trauma cases supported	27,887
4) # of children under 5 immunized		30,328
1.2.2	Number of children U1 covered with DPT3 or equivalent pentavalent vaccine (national program)	30,328
5) # of sentinel sites submitting weekly surveillance reports		963
1.8.2	Number of sentinel sites submitting weekly surveillance reports	963
6) # of deliveries attended by skilled attendant		801
1.6.1	Number of vaginal deliveries attended by skilled birth attendant	424
1.6.2	Number of C- Sections	377
7) # of facilities providing rehabilitation services		404
1.4.5	Number of facilities providing rehabilitation mental services	403
1.4.6	Number of facilities providing rehabilitation physical services	1
8) # of reports monitoring violence against health MVH		0
2.4	Number of reports documenting attacks on health facilities and medical staff	0
9) # of health care workers trained and re-trained		1,375
3.1	Number of healthcare providers trained and re-trained	1,323
3.2	Number of community health workers trained and re-trained	52

The boundaries and names shown and the designations used on this map do not imply the expression of any opinion whatsoever on the part of the World Health Organization concerning the legal status of any country, territory, city or area or of its authorities, or concerning the delimitation of its frontiers or boundaries. Dotted and dashed lines on maps represent approximate border lines for which there may not yet be full agreement.

Data source: Health sector 4Ws, HTR and besieged areas are portrayed based on OCHA map as of Feb 2018
 Map production: Health Information Management Unit,
 Country office, Syrian Arab Republic
 World Health Organization