

Highlights:

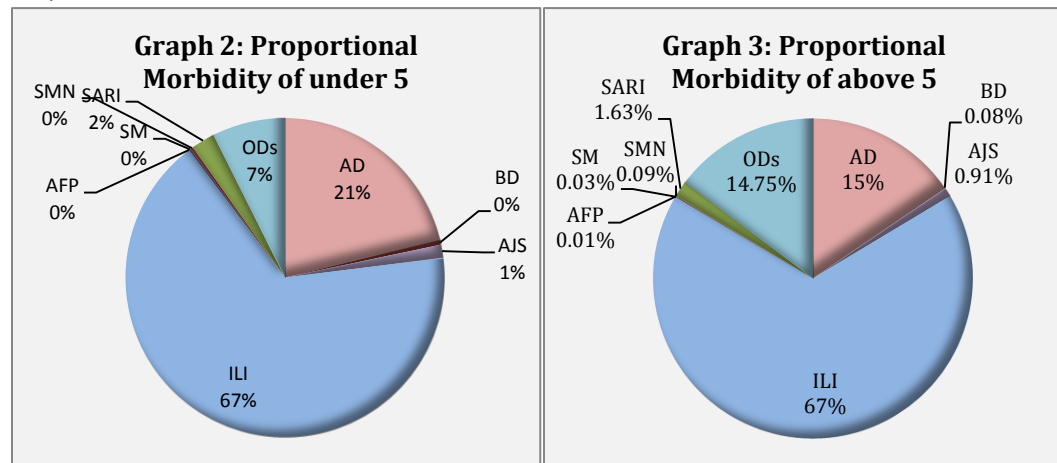
- ❖ 6 case of acute paralysis flaccid reported this week from Aleppo (2) Damascus (2), Daraa (1) and Hassakeh (1).
- ❖ Leishmaniasis increase in Deir Ezzor continues in this week with 1,422 reported cases.

❖ Completeness& Timeliness of Reporting

- ❖ The overall completeness of reporting was 85%; (1092 out of total 1281 EWARS sentinel sites). 14 governorates have reported this week.
- ❖ Timeliness of reporting was 93%.

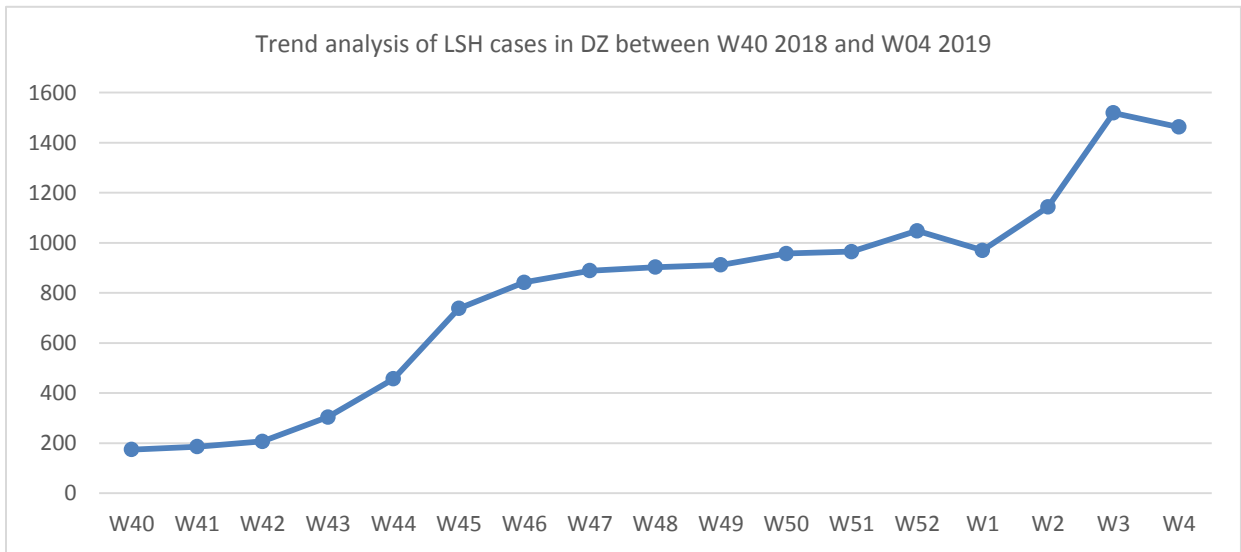
❖ The Morbidity Cases

- ❖ Out of a total of 265,601 consultations, 40,912 EWARS notifiable cases were reported; of which 27,367 cases were influenza like illness (67%), 7,250 cases were acute diarrhoea (17%), 441 were acute jaundice syndrome, 791 were severe acute respiratory infection, 39 were suspected measles, 94 were bloody diarrhoea, 69 were suspected meningitis, and 6 case of acute flaccid paralysis.
- ❖ Graphs 1 and 2 below show the proportional morbidity among < 5 and ≥ 5 year age groups respectively.

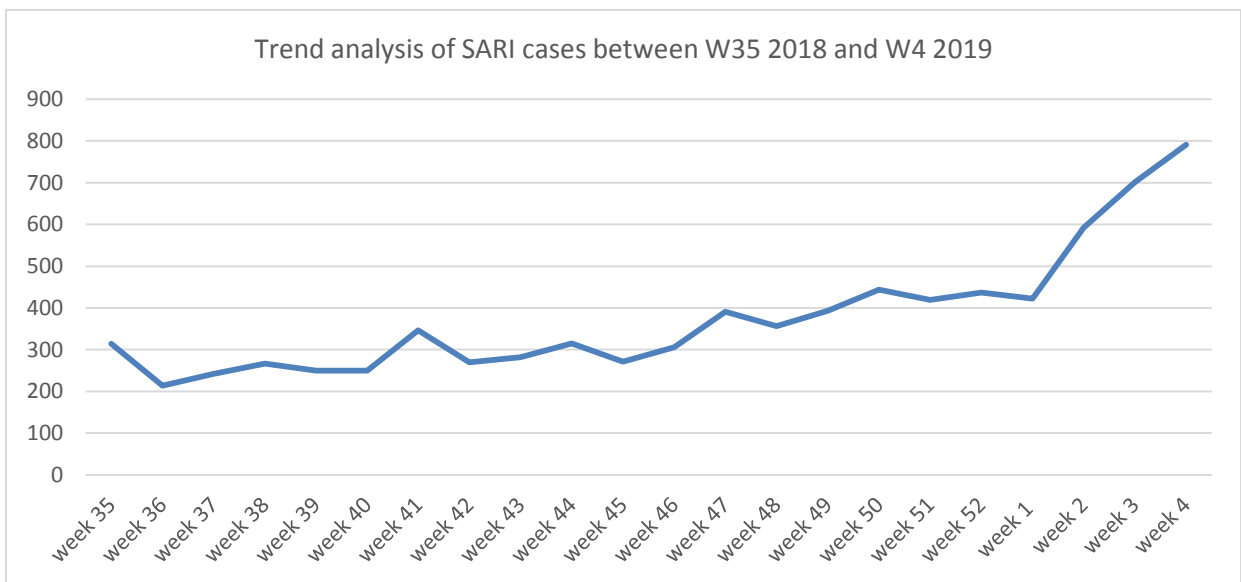


- ❖ Acute diarrhoea constitutes (21%) among < 5 and (15%) among ≥ 5, while influenza-like illness constitutes (67%) of the cases among both <5 and ≥ 5 years old.
- ❖ 50% of the cases were distributed among males. 61% of the cases were distributed among ≥5 age group.
- ❖ In total 4,833 cases were reported as “other diseases”. The most important diseases reported within this group were; 2,390 cases of leishmaniasis (mostly from Deir Ezzor, Aleppo and Hamah), 149 cases of brucellosis, 241 cases of typhoid, 12 cases of tuberculosis, 108 pertussis, and 109 mumps.

Graph 3: the below graph shows the trend analysis of suspected Leishmaniasis cases reported through EWARS in Deir Ezzor. The graph shows significant increase in cases since week 43.



❖ Graph 4: shows the trend analysis of Acute Severe Respiratory Infections cases reported between week 43 of 2018 and week 4 of 2019. The graph shows a slight increase in the reported cases. The increase is still in line with seasonality increase of Severe Respiratory Infections.



- ❖ Table 1 shows comparison between reported cases in week-03 and week-04 2019.

Table 1: Comparison between reported cases for week 3 and week 4, 2019.

Disease	Week 3	Week 4
AD	7,748	7,250
BD	113	94
AWD	0	0
AJS	496	441
ILI	25,731	27,367
AFP	8	6
SM	41	39
SMN	43	69
SARI	697	791
TYF	209	241
PER	81	108
LSH	2377	2390
BRU	146	149
TB	15	12
SCA	636	526
LIC	706	703
CHP	206	223
MUM	69	109
Others	384	372
Total	39,706	40,890

❖ The Response

Leishmaniasis cases in Deir Ezzor: the number of Leishmaniasis cases in Deir Ezzor rose from 1620 in 2017 and reached to 10,709 in 2018. This increase has been reported mainly during the fourth quarter from the newly accessible areas in the rural of Deir Ezzor. In response to Leishmaniasis outbreak in Deir Ezzor WHO has supported the ministry of health with anti-leishmaniasis medicine and 2500 Insecticide-treated nets to be distributed among households on highly affected areas.

Acute flaccid paralysis: Stool samples were collected from AFP cases and sent to the reference lab in Damascus. Laboratory tests of all AFP cases in 2018 showed a negative result for polio.

Table-2: Distribution of cases per age group, and by Governorate-week-4, 2019:

Code	age group	Idleb	Hassaka	Raqqa	Sweida	Qunaitra	Lattakia	Aleppo	Hama	Homs	Daraa	Damascus	DierEzor	Rural Damascus	Tartous	Grand Total
AD	< 5	625	142	66	37	49	422	463	87	76	99	423	772	336	193	3,790
	≥ 5	709	174	117	22	41	307	386	134	83	98	361	650	264	114	3,460
BD	< 5	0	8	6	0	0	0	0	0	0	0	5	0	0	1	20
	≥ 5	0	12	19	0	0	0	0	0	0	9	1	31	0	2	74
AWD	< 5	0	0	0	0	0	0	0	0	0	0	0	0	0	0	0
	≥ 5	0	0	0	0	0	0	0	0	0	0	0	0	0	0	0
AJS	< 5	38	17	22	2	5	8	16	24	10	27	17	26	7	5	224
	≥ 5	31	3	55	0	3	0	5	3	2	20	9	83	2	1	217
ILI	< 5	818	670	37	176	613	2,929	2,649	212	462	646	968	2,309	1,768	2,260	16,517
	≥ 5	1,034	611	45	113	249	1,820	1,781	394	256	489	521	1,864	852	821	10,850
AFP	< 5	0	1	0	0	0	0	0	0	0	2	0	0	0	0	3
	≥ 5	0	0	0	0	0	0	2	0	0	0	1	0	0	0	3
SM	< 5	1	0	0	1	0	0	0	2	0	0	0	3	1	0	8
	≥ 5	0	0	2	0	0	0	0	1	0	1	4	23	0	0	31
SMN	< 5	2	2	6	1	0	1	1	5	1	0	0	1	0	1	21
	≥ 5	0	0	16	0	0	1	1	1	0	2	0	27	0	0	48
SARI	< 5	1	36	23	10	3	24	4	71	0	0	69	48	0	112	401
	≥ 5	0	21	16	0	3	8	14	176	3	0	22	67	0	60	390
Others	< 5	393	173	67	13	25	163	584	205	56	30	44	1,743	120	14	3,630
	≥ 5	88	191	61	2	6	22	155	27	20	11	12	580	24	4	1,203
Total Sum of < 5		1,878	1,049	227	240	695	3,547	3,717	606	605	804	1,526	4,916	2,232	2,586	24,628
Total Sum of ≥ 5		1,862	1,012	331	137	302	2,158	2,344	736	364	630	931	3,333	1,142	1,002	16,284
Total		3,740	2,061	558	377	997	5,705	6,061	1,342	969	1,434	2,457	8,249	3,374	3,588	40,912