

Highlights:

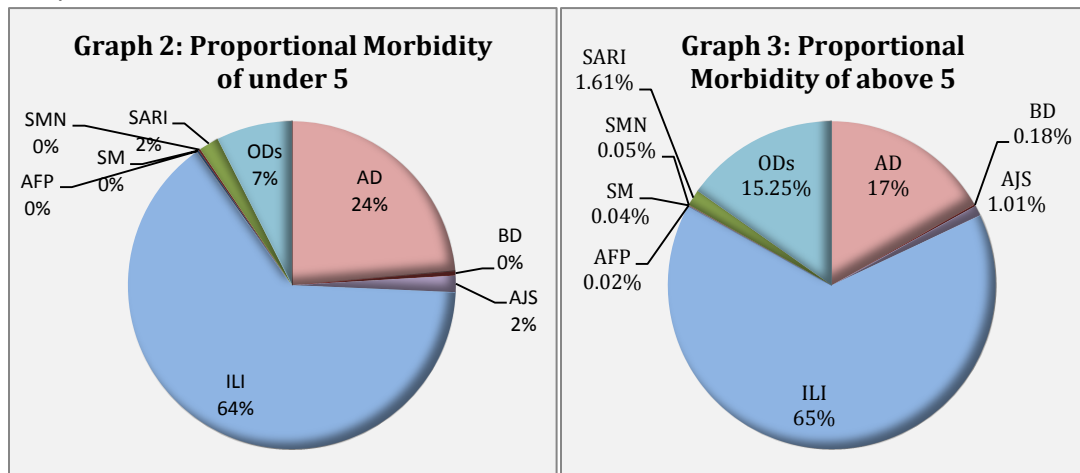
- ❖ 8 case of acute paralysis flaccid reported this week from Hama (3), Homs (3), Damascus (1) and Tartous (1).
- ❖ Leishmaniasis increase in Deir Ezzor continues in this week with 1,519 reported cases.

❖ Completeness& Timeliness of Reporting

- ❖ The overall completeness of reporting was 86 %; (1100 out of total 1281 EWARS sentinel sites). 14 governorates have reported this week.
- ❖ Timeliness of reporting was 91%.

❖ The Morbidity Cases

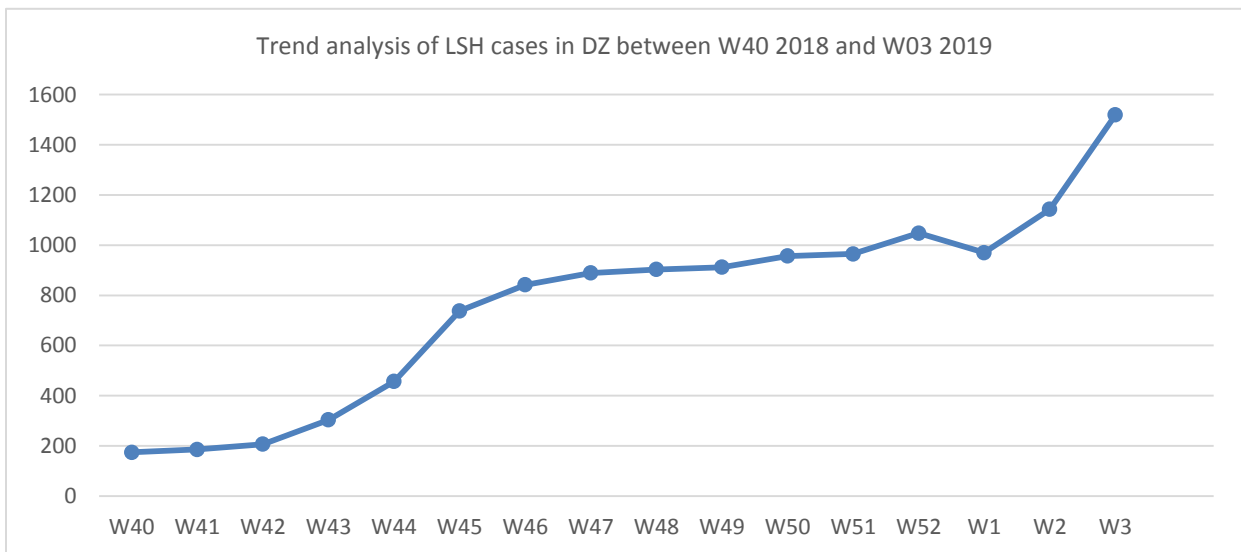
- ❖ Out of a total of 262,779 consultations, 39,707 EWARS notifiable cases were reported; of which 25,731 cases were influenza like illness (65%), 7,748 cases were acute diarrhoea (19%), 496 were acute jaundice syndrome, 697 were severe acute respiratory infection, 41 were suspected measles, 113 were bloody diarrhoea, 42 were suspected meningitis, and 8 case of acute flaccid paralysis.
- ❖ Graphs 1 and 2 below show the proportional morbidity among < 5 and ≥ 5 year age groups respectively.



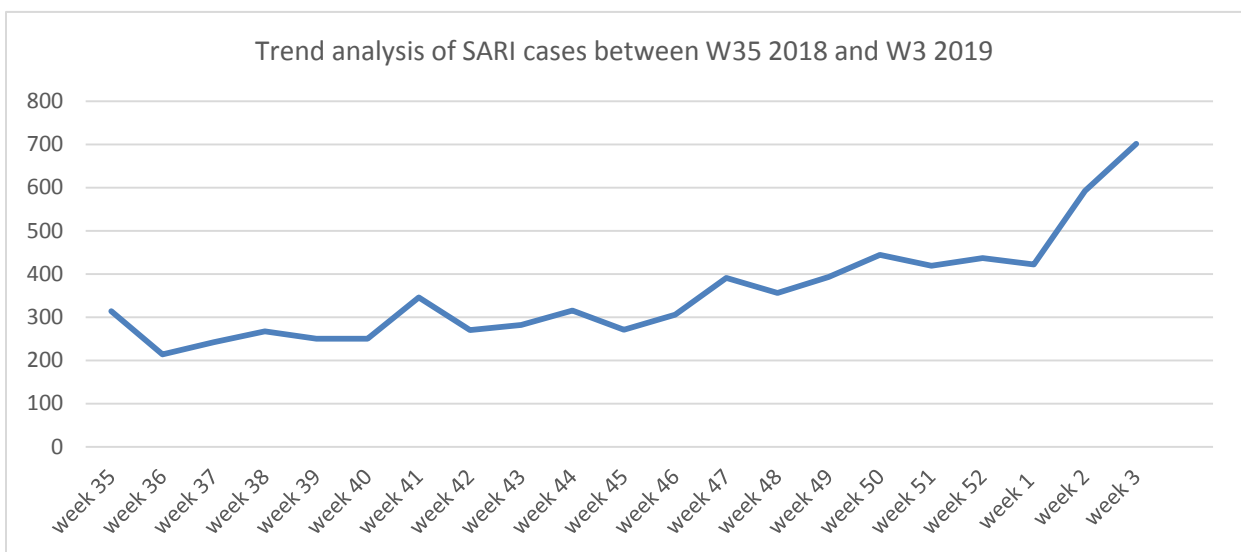
Acute diarrhoea constitutes (24%) among < 5 and (17%) among ≥ 5, while influenza-like illness constitutes (64%) of the cases among <5 and (64%) of the cases ≥ 5 years old.

- ❖ 50% of the cases were distributed among males. 61% of the cases were distributed among ≥5 age group.
- ❖ In total 4,789 cases were reported as “other diseases”. The most important diseases reported within this group were; 2,377 cases of leishmaniasis (mostly from Deir Ezzor, Aleppo and Hassakeh), 146 cases of brucellosis, 209 cases of typhoid, 15 cases of tuberculosis, 81 pertussis, and 69 mumps.

Graph 3: the below graph shows the trend analysis of suspected Leishmaniasis cases reported through EWARS in Deir Ezzor. The graph shows significant increase in cases since week 43.



❖ Graph 4: shows the trend analysis of Acute Severe Respiratory Infections cases reported between week 43 of 2018 and week 3 of 2019. The graph shows an increase in the reported cases. The increase is still in line with seasonality increase of Severe Respiratory Infections.



- ❖ Table 1 shows comparison between reported cases in week-02 and week-03 2019.

Table 1: Comparison between reported cases for week 2 and week 3, 2019.

Disease	Week 2	Week 3
AD	6,016	7,748
BD	91	113
AWD	0	0
AJS	536	496
ILI	23,735	25,731
AFP	12	8
SM	27	41
SMN	64	43
SARI	588	697
TYF	174	209
PER	56	81
LSH	2674	2377
BRU	147	146
TB	22	15
SCA	498	636
LIC	598	706
CHP	185	206
MUM	56	69
Others	438	384
Total	35917	39707

❖ The Response

Leishmaniasis cases in Deir Ezzor

The number of confirmed Leishmaniasis cases in Deir Ezzor rose from 1620 in 2017 and reached to 10,709 in 2018. This increase has been reported mainly during the fourth quarter from the newly accessible areas in the rural of Deir Ezzor. In response to Leishmaniasis outbreak in Deir Ezzor; an assessment mission will be carried out between 27 and 31 January. The aim of the mission is to conduct a rapid assessment for the needs to implement proper control measures of the outbreak.

Acute flaccid paralysis: Stool samples were collected from AFP cases and sent to the reference lab in Damascus. Laboratory tests of all AFP cases in 2018 showed a negative result for polio.

Table-2: Distribution of cases per age group, and by Governorate-week-3, 2019:

Code	age group	Idleb	Hassaka	Raqqa	Sweida	Qunaitra	Lattakia	Aleppo	Hama	Homs	Daraa	Damascus	DierEzor	Rural Damascus	Tartous	Grand Total	
AD	< 5	833	234	118	20	57	386	377	134	111	95	299	699	265	92	3,720	7,748
	≥ 5	745	183	82	28	48	481	478	104	73	103	474	734	313	182	4,028	
BD	< 5	0	12	10	0	0	1	1	0	0	4	16	25	0	0	69	113
	≥ 5	0	13	11	0	0	1	0	0	0	2	15	0	0	2	44	
AWD	< 5	0	0	0	0	0	0	0	0	0	0	0	0	0	0	0	1
	≥ 5	0	0	0	0	0	0	0	0	0	0	0	0	1	0	1	
AJS	< 5	32	6	68	1	3	1	9	2	6	27	8	86	4	0	253	496
	≥ 5	31	24	30	2	2	8	20	21	17	28	29	16	9	6	243	
ILI	< 5	1,148	636	115	77	256	1,491	1,602	464	251	360	548	1,726	802	670	10,146	25,731
	≥ 5	899	792	95	200	496	2,609	2,381	212	478	763	1,042	2,094	1,537	1,987	15,585	
AFP	< 5	0	0	0	0	0	0	0	1	2	0	1	0	0	0	4	8
	≥ 5	0	0	0	0	0	0	0	2	1	0	0	0	0	1	4	
SM	< 5	0	2	3	0	0	0	1	0	1	1	1	21	1	0	31	41
	≥ 5	3	1	0	0	0	0	0	0	1	0	1	4	0	0	10	
SMN	< 5	0	0	5	0	0	0	0	2	1	0	3	19	0	0	30	43
	≥ 5	3	0	4	1	0	0	0	2	0	0	2	1	0	0	13	
SARI	< 5	0	10	17	1	3	9	10	166	0	0	0	59	0	35	310	697
	≥ 5	1	9	27	16	5	15	3	65	4	0	55	44	0	143	387	
Others	< 5	57	216	41	4	9	18	147	27	25	17	9	585	17	3	1,175	4,829
	≥ 5	455	272	70	8	25	157	515	175	53	26	29	1,734	127	8	3,654	
Total Sum of < 5		2,070	1,116	377	103	328	1,906	2,147	796	397	504	885	3,220	1,089	800	15,738	39,707
Total Sum of ≥ 5		2,137	1,294	319	255	576	3,271	3,397	581	627	922	1,647	4,627	1,987	2,329	23,969	
Total		4,207	2,410	696	358	904	5,177	5,544	1,377	1,024	1,426	2,532	7,847	3,076	3,129	39,707	